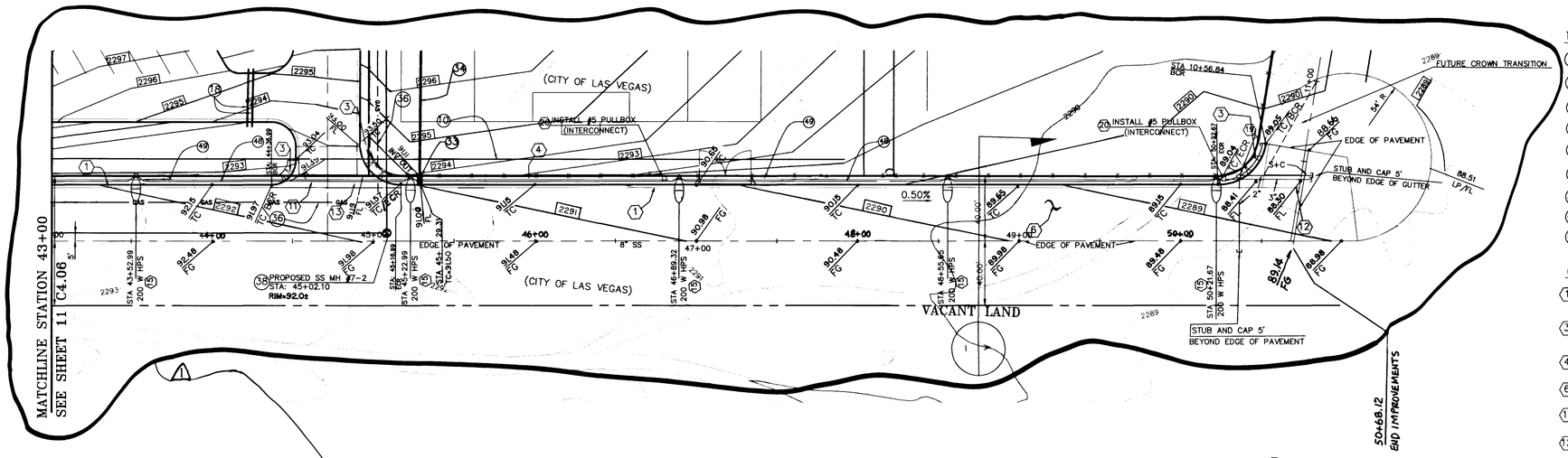

TROPICAL PARKWAY

SCALE = 1" = 40' HORIZONTAL
SCALE = 1" = 4' VERTICAL

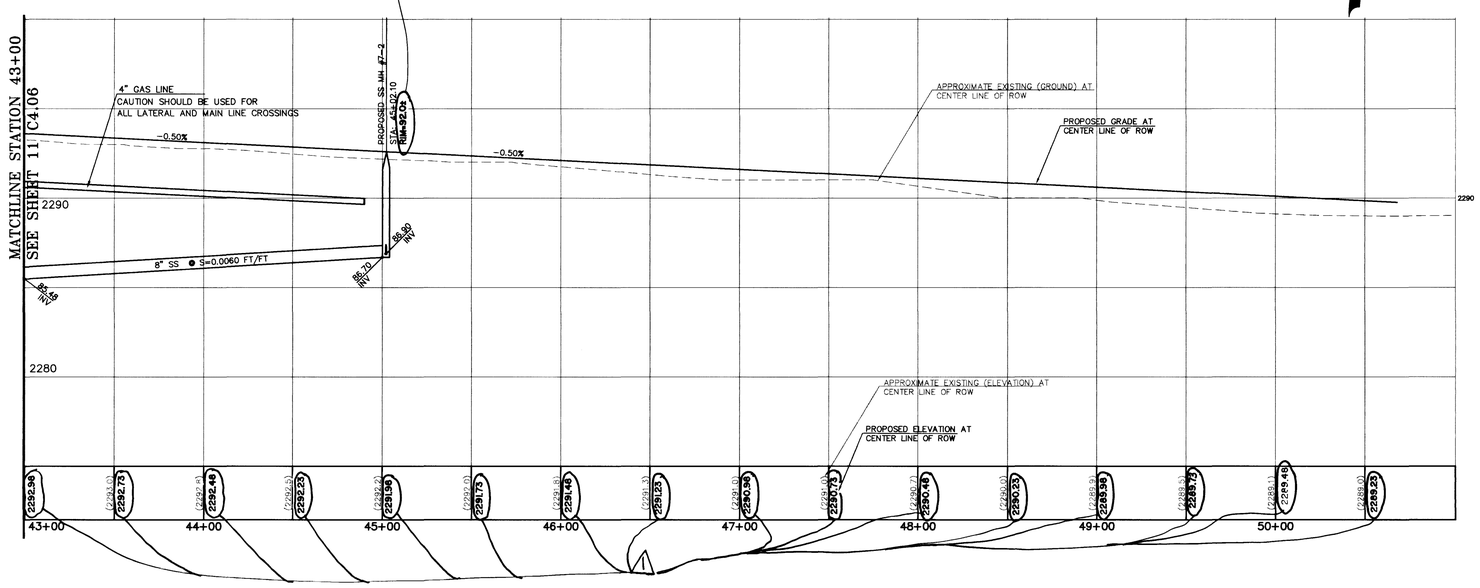

UTILITY NOTES:

1. – 8" PVC SANITARY SEWER LINE
10. – INSTALL 6" WATER MAIN AWWA C-900 CLASS 150
32. – INSTALL 48" STORM DRAIN MANHOLE
33. – INSTALL OUTLET PER DETAIL 'Y' SHEET 23 (C7.05)
34. – INSTALL 18" RCP
36. – INSTALL 4" STEEL GAS LINE
38. – INSTALL 48" SANITARY SEWER MANHOLE PER DCS STD DWG SD-1
48. – INSTALL 2" CONDUIT
49. – INSTALL 3" CONDUIT

CONSTRUCTION NOTES

1. CONSTRUCT 24" "L" TYPE CURB AND GUTTER PER STD DWG NO 216
3. CONSTRUCT SIDEWALK RAMP PER STD DWG NO 235 A = B = 8'
4. CONSTRUCT 5' SIDEWALK PER STD DWG NO 234
6. CONSTRUCT TROPICAL PARKWAY PER DETAIL A THIS SHEET
11. CONSTRUCT 8' CROSS GUTTER PER STD DWG NO 228
12. CONSTRUCT 8' HALF STREET CROSS GUTTER PER STD DWG NO 229
13. CONSTRUCT COMMERCIAL DRIVEWAY (OPTION B) PER STD DWG NO 225
14. INSTALL STREET LIGHT SERVICE POINT WITH 100 AMP BREAKER PER STD DWG NO 325
15. INSTALL 200W HPS LUMINAIRE PER STD DWG NO 309 WITH FOUNDATION PER STD DWG NO 318
17. INSTALL 2" STREET LIGHT CONDUIT
18. INSTALL 3" PVC TRAFFIC SIGNAL CONDUIT
19. INSTALL NO 3 1/2 PULLBOX PER STD DWG NO 337
20. INSTALL NO 5 PULLBOX PER STD DWG NO 338
22. CONSTRUCT SIDEWALK DRAIN PER STD DWG NO 236
23. INSTALL CHAIN LINK FENCE PER DETAIL 'Q' SHEET 22 C7.04
24. INSTALL MAZE PER DETAIL 'R' SHEET 22 C7.04
27. CONSTRUCT 2' CURB OPENING SEE DETAIL 'V' SHEET 22 C7.04
28. INSTALL GATES
29. CONSTRUCT COMMERCIAL DRIVEWAY (OPTION A) PER STD DWG NO 224
31. CONSTRUCT OUTLET PER DETAIL 'Y' SHEET 23 C7.05
32. CONSTRUCT MAZE PER DETAIL 'S' SHEET 22 C7.04
34. 200 AMP 240 WATT PAD MOUNT SERVICE W/ 2-60 AMP 2P CB
    1-15 AMP 1P CB
    2-60 AMP 2P CONTACTORS

UTILITY NOTE

UTILITY LOCATIONS SHOWN HEREON ARE APPROXIMATE ONLY. IT SHALL BE THE CONTRACTOR'S RESPONSIBILITY TO DETERMINE THE EXACT HORIZONTAL AND VERTICAL LOCATION OF ALL EXISTING UNDERGROUND UTILITIES PRIOR TO COMMENCING CONSTRUCTION. NO REPRESENTATION IS MADE THAT ALL EXISTING UTILITIES ARE SHOWN HEREON. THE ENGINEER ASSUMES NO RESPONSIBILITY FOR UTILITIES NOT SHOWN OR UTILITIES NOT SHOWN IN THEIR PROPER LOCATION.

Avoid cutting underground utility lines. It's costly.
Call before you Dig
1-800-227-2600
UNDERGROUND SERVICE (USA)

40 0 80 160
20 40 120
SCALE: 1" = 40'

ORIGINALLY APPROVED 5/31/96
Bryan P. Kelwin 9/6/96
LVVWD DATE

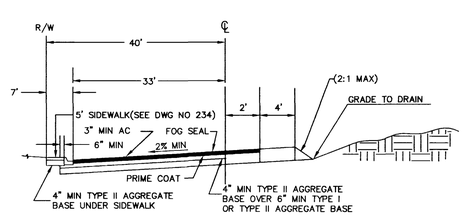

DETAIL A – TROPICAL PARKWAY
N.T.S.
STANDARD DRAWING NO 208

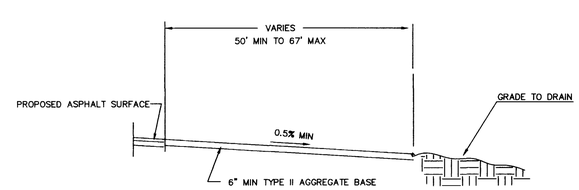

DETAIL – TROPICAL PARKWAY THOM BLVD BULB ORI
N.T.S.

PROFESSIONAL ENGINEER - STATE OF NEVADA
MARGARET C. BRAKE
CIVIL
No. 10133
9-6-96

SUMMIT™ ENGINEERING CORPORATION
CONSULTING ENGINEERS AND SURVEYORS
3684 SOUTH HIGHLAND, LAS VEGAS, NEVADA 89103
PHONE: (702) 252-3236 FAX: (702) 252-3247

DESIGNED BY: C.S.S.
DRAWN BY: C.S.S.
CHECKED BY: M.C.B.
APR. 15, 1996
NEVADA

LIED MIDDLE SCHOOL
CCSD #0844
PLAN AND PROFILE TROPICAL PARKWAY
LAS VEGAS

REV.	DATE	DESCRIPTION	BY	APP'D
1	1-14-97	REV FG & TC ELEVS	M.C.B.	2/12/97

SCALE
HORIZ. 1" = 40'
VERT. 1" = 4'
JOB NO. 71074

SHEET 12 OF 23

P:\DWGS\71074\PP-TROPL.DWG

C:\MCAD12\DATA\PP-TROPL Tue Sep 3 10:30:57 1996 WILL

3006

715-97

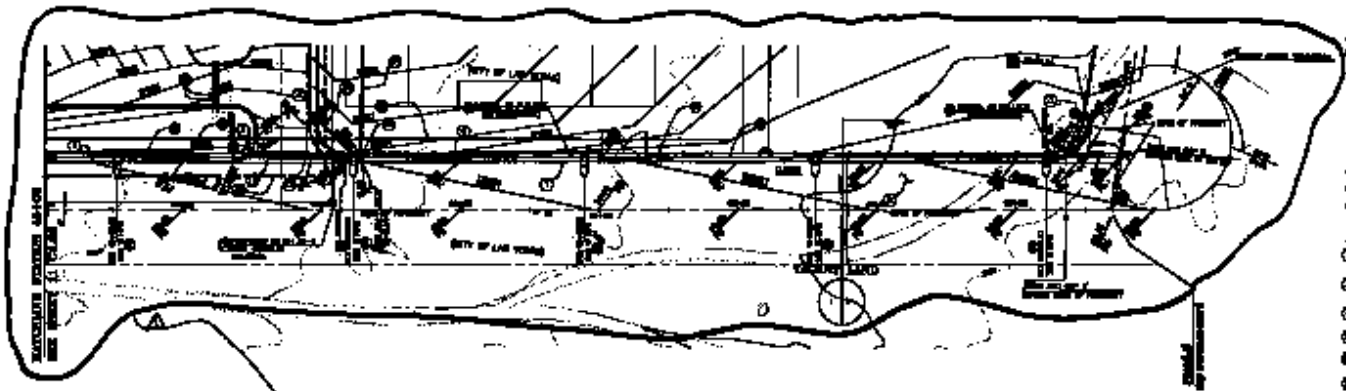

TROPICAL PARKWAY

SCALE = 1" = 40' HORIZONTAL
SCALE = 1" = 4' VERTICAL

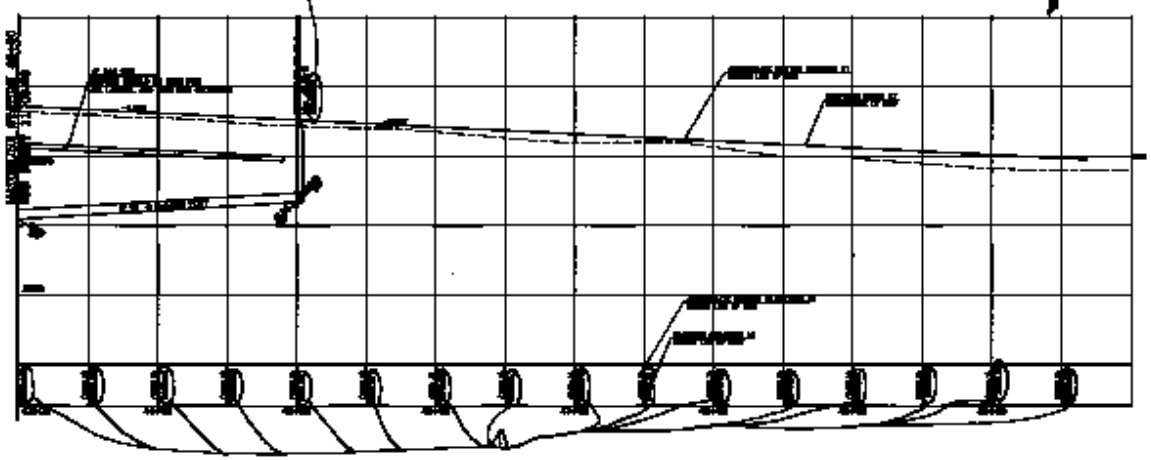

UTILITY NOTES

CONSTRUCTION NOTES

UTILITY NOTE

call before you dig

SCALE 1" = 40'

DETAIL A – TROPICAL PARKWAY

DETAIL – TROPICAL PARKWAY

SUMMIT ENGINEERING CORPORATION

DESIGNED BY: G.E.H.
DRAWN BY: G.E.H.
CHECKED BY: G.E.H.
APRIL 24, 1996

LVCO MIDDLE SCHOOL
CCSD #0046
ZAN AND TROPICAL PARKWAY
LAS VEGAS

REVISIONS

SCALE: 1" = 40'
VERT. 1" = 4'
PRE FIN. FLOW

DRAWING NO. 13
SHEET NO. 23

715-97