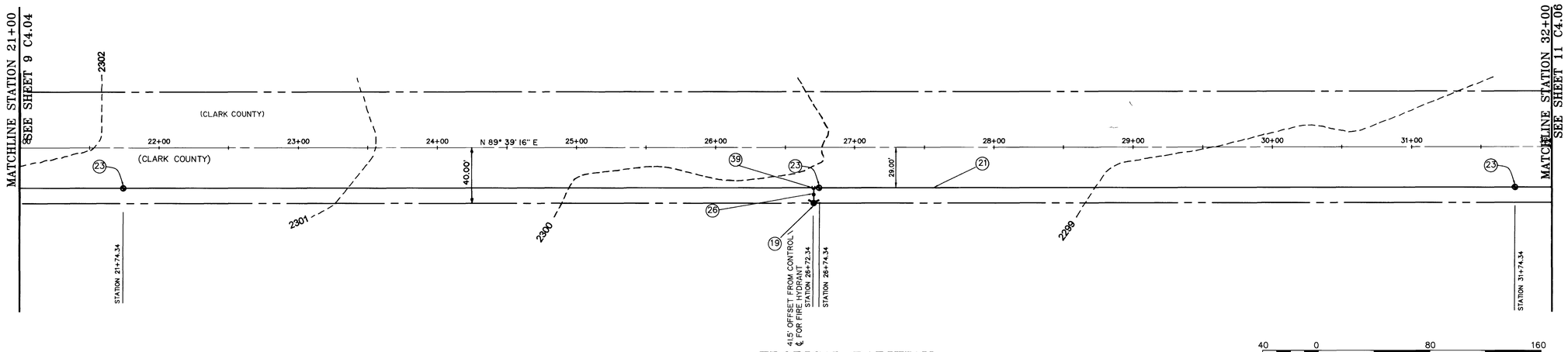

NO ROADWAY TO BE CONSTRUCTED ON TROPICAL PARKWAY
BETWEEN STATIONS 10+00 AND 36+20
PROFILE SHOWN FOR WATER LINE
CONSTRUCTION ONLY
ACCESS PAVING BY CLV

TROPICAL PARKWAY

SCALE = 1" = 40' HORIZONTAL
SCALE = 1" = 4' VERTICAL

40 0 80 160
20 40 120
SCALE: 1" = 40'

LVVWD 5/30/96 DATE

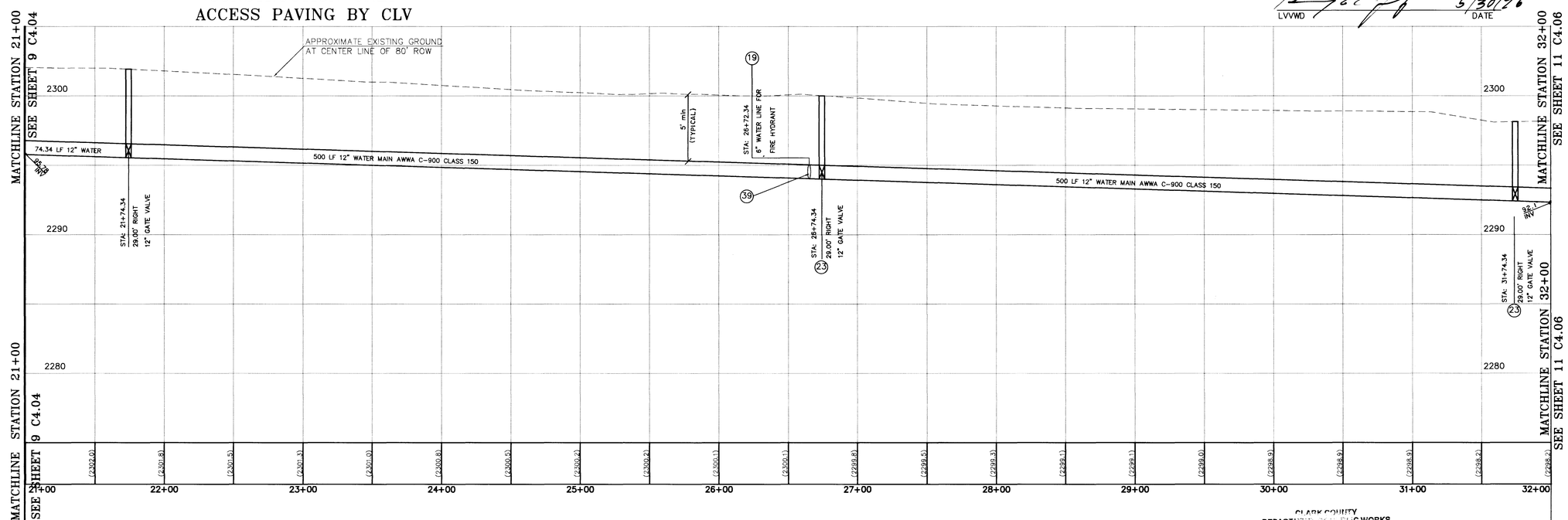

CLARK COUNTY
DEPARTMENT OF PUBLIC WORKS
ACCEPTANCE OF PLANS FOR FILING:
BY Harry Barth DATE 7/10/96
ACCEPTANCE OF THESE PLANS FOR FILING SHALL NOT BE CONSTRUED TO BE A PERMIT FOR, OR AN APPROVAL OF, ANY VIOLATION OF ANY OF THE PROVISIONS OF THE STATE OR COUNTY LAWS & ORDINANCES. CLARK COUNTY SHALL BE FREE FROM ALL DAMAGES WHICH MAY RESULT FROM THE CONSTRUCTION OF THE IMPROVEMENTS FROM THESE PLANS. DESIGN PROVIDED HEREON MAY NOT COMPLY WITH OTHER ENGINEERING CRITERIA OR REQUIREMENTS BASED ON PROPERTIES AND FACILITIES NOT SHOWN HEREON. WILL BE RELOCATED AT NO EXPENSE TO CLARK COUNTY.

UTILITY NOTE

UTILITY LOCATIONS SHOWN HEREON ARE APPROXIMATE ONLY. IT SHALL BE THE CONTRACTOR'S RESPONSIBILITY TO DETERMINE THE EXACT HORIZONTAL AND VERTICAL LOCATION OF ALL EXISTING UNDERGROUND UTILITIES PRIOR TO COMMENCING CONSTRUCTION. NO REPRESENTATION IS MADE THAT ALL EXISTING UTILITIES ARE SHOWN HEREON. THE ENGINEER ASSUMES NO RESPONSIBILITY FOR UTILITIES NOT SHOWN OR UTILITIES NOT SHOWN IN THEIR PROPER LOCATION.

Avoid cutting underground utility lines. It's costly.
Call before you Dig
1-800-227-2600
UNDERGROUND SERVICE (USA)

UTILTIY NOTES

(19) INSTALL FIRE HYDRANT PER UDACS PLATE NO 7

(21) INSTALL 12" WATER MAIN AWWA CLASS C-900 CLASS 150

(23) INSTALL 12" GATE VALVE

(26) INSTALL 6" GATE VALVE

(39) INSTALL 12" X 6" CAST IRON TEE W/THRUST BLOCK

PROFESSIONAL ENGINEER - STATE OF NEVADA
MARGARET C. BRAKE
CIVIL
No. 10133
5-23-96

SUMMIT™ ENGINEERING CORPORATION
CONSULTING ENGINEERS AND SURVEYORS
3684 SOUTH HIGHLAND, LAS VEGAS, NEVADA 89103
PHONE: (702) 252-3236 FAX: (702) 252-3247

DESIGNED BY: C.S.S.
DRAWN BY: C.S.S.
CHECKED BY: M.C.B.
APR. 15, 1996

REV.	DATE	DESCRIPTION	BY	APP'D

LIED MIDDLE SCHOOL
CCSD #0844
WATER PLAN AND PROFILE TROPICAL PARKWAY

LAS VEGAS NEVADA

SCALE
HORIZ. 1" = 40'
VERT. 1" = 4'
JOB NO. 71074

SHEET 10 OF 23

P:\DWGS\71074\PP-TROPL.dwg

C:\ACAD12\DATA\PP-TROPL Wed May 22 09:01:02 1996 WILL

715-97

388

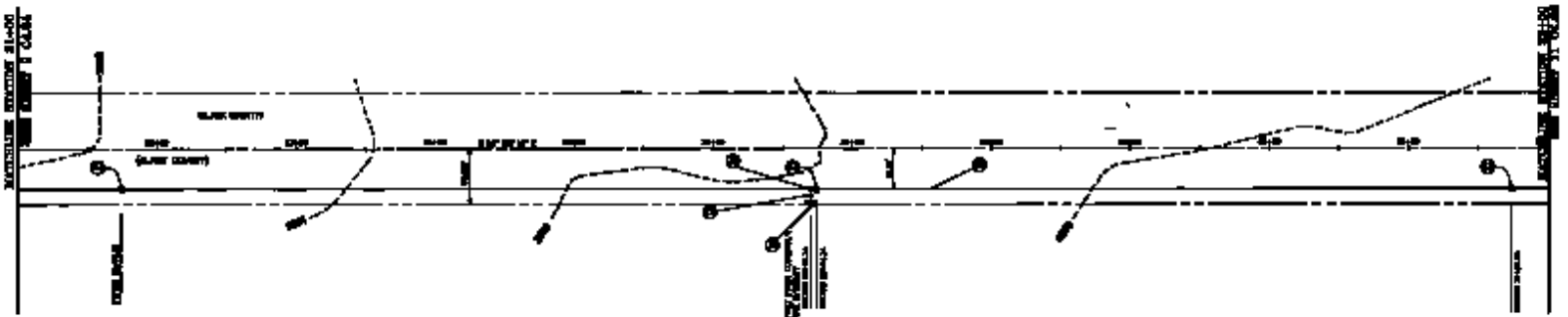

NO ROADWAY TO BE CONSTRUCTED ON TROPICAL PARKWAY
BETWEEN STATIONS 10+00 AND 36+80
PROFILE SHOWN FOR WATER LINE
CONSTRUCTION ONLY
ACCESS PAVING BY CLV

TROPICAL PARKWAY

SCALE: 1" = 40'

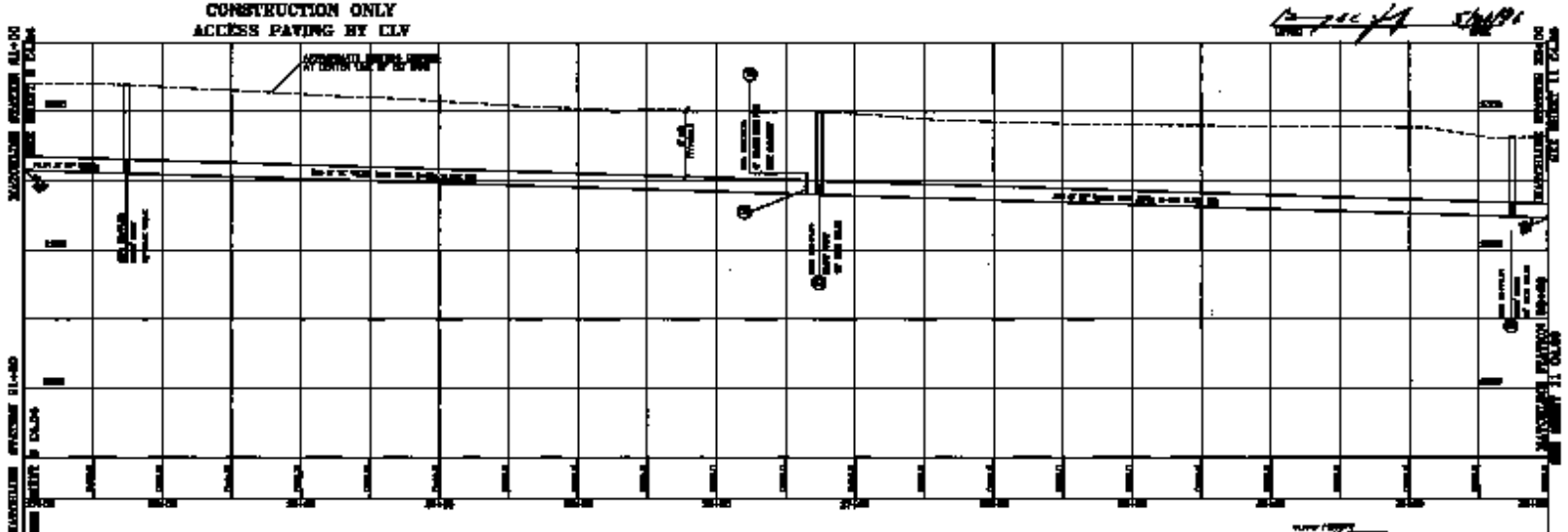

UTILITY NOTE

Call two working days before you dig 1-800-227-2600

KEYNOTE INDEX

1. INSTALL FIRE HYDRANT PER DETAIL PLATE NO 7
2. INSTALL 12" WATER MAIN ASTM D-2241 SDR-26 CLASS 200
3. INSTALL 12" GATE VALVE
4. INSTALL 8" GATE VALVE
5. INSTALL 12" X 8" GATE VALVE THE HYDRANT BLOCK

SUMMIT CONSULTING ENGINEERS & DEVELOPERS

DESIGNED BY: C.A.A.
DRAWN BY: C.A.A.
CHECKED BY: M.C.A.
APR. 16, 1997

LEED MIDDLE SCHOOL
CCSD #84-1
WATER PLAN AND PROFILE TROPICAL PARKWAY
LAS VEGAS

SCALE: 1" = 40'
VERT. 1" = 4'

10

716-97