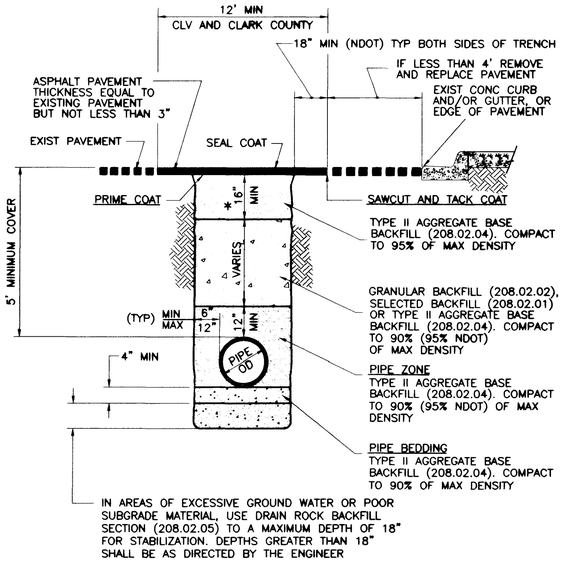

* WHERE HALF STREET AND/OR FULL STREET IMPROVEMENTS EXIST

NOTE

1. PROVIDE FULL LANE PAVEMENT REPLACEMENT WHEREVER CONTRACTOR'S WORK DAMAGES PAVEMENT FOR A MINIMUM OF 12'.

PAVED AREAS (STREET R/W GREATER THAN 60') TRENCH SECTION BACKFILL SPECIFICATION (1)

NOT TO SCALE

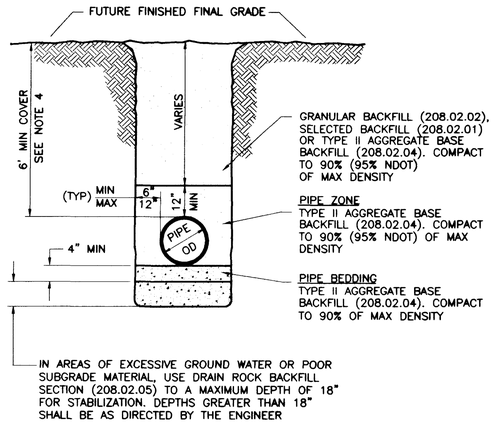

UNPAVED AREAS TRENCH SECTION BACKFILL SPECIFICATION (2)

NOT TO SCALE

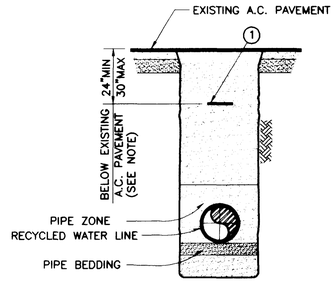

(1) PIPE LOCATOR RIBBON

NOTE

1 CENTER PIPE LOCATOR RIBBON IN TRENCH AND PLACE OVER ENTIRE LENGTH OF ALL TYPES, SIZES AND LOCATIONS OF RECYCLED WATER LINES

2 RIBBON SHALL BE IN ACCORDANCE WITH DIVISION 33 OF THE SPECIFICATIONS.

PIPE LOCATOR RIBBON TYPICAL INSTALLATION (3)

NOT TO SCALE

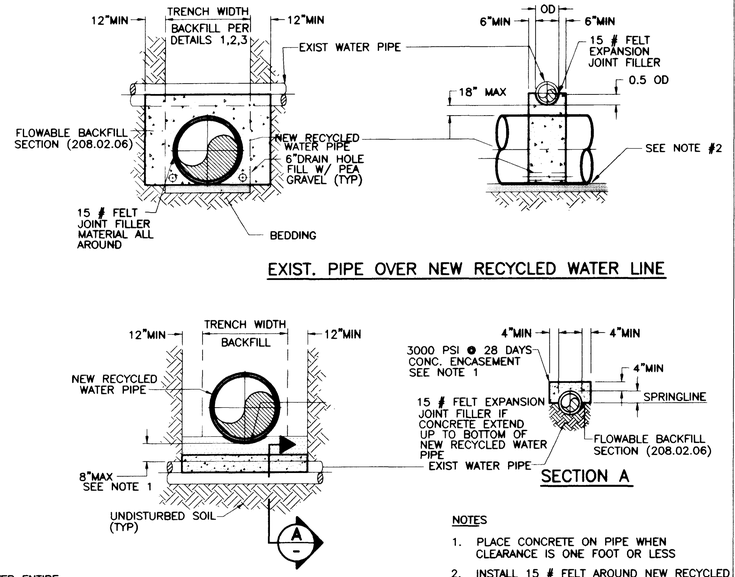

NOTES

1. PLACE CONCRETE ON PIPE WHEN CLEARANCE IS ONE FOOT OR LESS
2. INSTALL 15 # FELT AROUND NEW RECYCLED WATER PIPE PRIOR TO POUR OF CONC ENCASEMENT TO PREVENT BONDING.

EXISTING PIPE UNDER NEW RECYCLED WATER LINE

STRUCTURAL SUPPORT AT CROSSINGS (4)

NOT TO SCALE

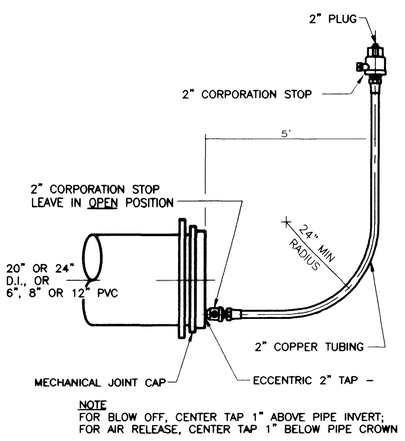

NOTE

FOR BLOW OFF, CENTER TAP 1" ABOVE PIPE INVERT; FOR AIR RELEASE, CENTER TAP 1" BELOW PIPE CROWN

2" PRESSURE TESTING MANUAL BLOW OFF/AIR RELEASE (5)

NOT TO SCALE

NOTE

1. CONTRACTOR SHALL BE RESPONSIBLE FOR BRACING OR SHORING FOR END CAP DURING PRESSURE TESTING OF PIPE
2. CONTRACTOR SHALL REMOVE THE CORPORATION STOP AND REPLACE W/SS PLUG AFTER SUCCESSFUL COMPLETION OF THE PRESSURE TESTING.

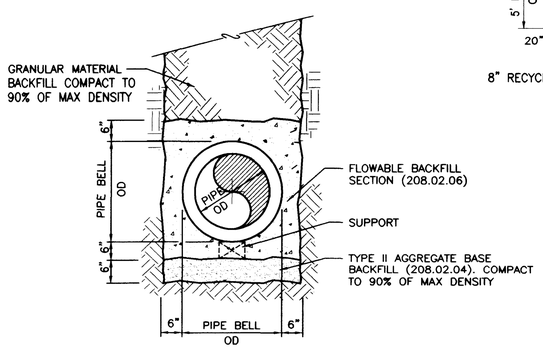

CEMENT SLURRY ENCASEMENT (6)

NOT TO SCALE

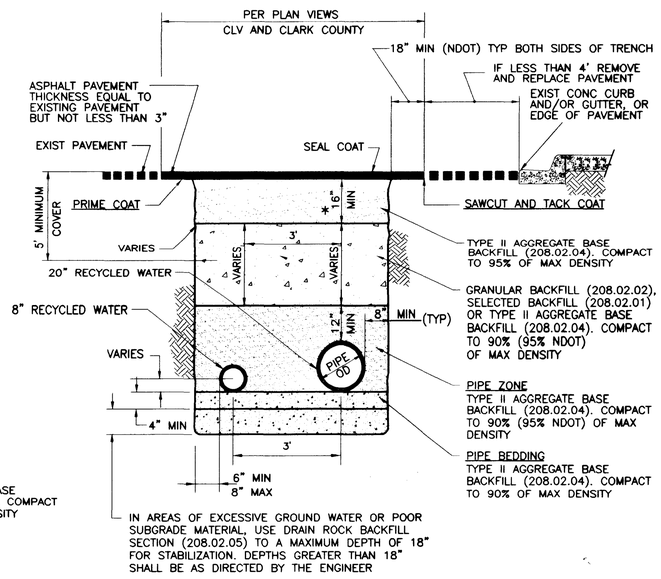

* WHERE HALF STREET AND/OR FULL STREET IMPROVEMENTS EXIST

PAVED AREAS (STREET R/W GREATER THAN 60') TRENCH SECTION BACKFILL SPECIFICATION (7)

NOT TO SCALE

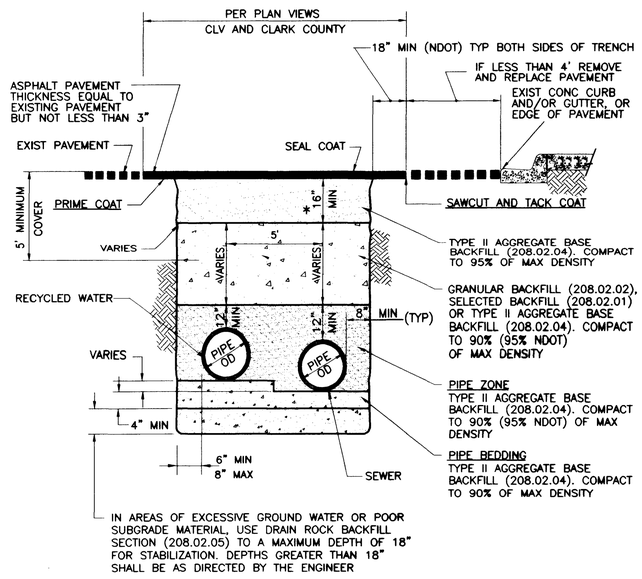

* WHERE HALF STREET AND/OR FULL STREET IMPROVEMENTS EXIST

PAVED AREAS (STREET R/W GREATER THAN 60') TRENCH SECTION BACKFILL SPECIFICATION (8)

NOT TO SCALE

LAS VEGAS VALLEY WATER DISTRICT

GREELEY AND HANSEN
ENGINEERS
4625 SOUTH POLARIS AVENUE, SUITE 210
LAS VEGAS, NEVADA 89103

VERIFY SCALE
1/2 0 1/2 1
BAR REPRESENTS ONE AND ONE-HALF INCHES ON ORIGINAL

RECYCLED WATER DISTRIBUTION SYSTEM - RAMPART BLVD PIPELINES

TRENCH, END CAP PRESSURE TESTING AND CEMENT SLURRY ENCASEMENT DETAILS

SCALE AS SHOWN

894D01.DWG Plot @ 08/12/98 11:08

DRAWN BY: A. LEE	1/19/98	
CHECKED BY: M. PETERSON	6/10/98	
RECOMMENDED BY: RAM G. JANBA	R.P.E. NO. 12702	DATE 8/24/98
ACCEPTED BY: ANDREW W. RICHARDSON	R.P.E. NO. 8573	DATE 8/24/98

REGISTERED PROFESSIONAL ENGINEER ANDREW W. RICHARDSON CIVIL No. 8573 STATE OF NEVADA

CONTRACT NUMBER 894

DRAWING NUMBER D1
SHEET 42 OF 51

REVISIONS:

11515

565-308

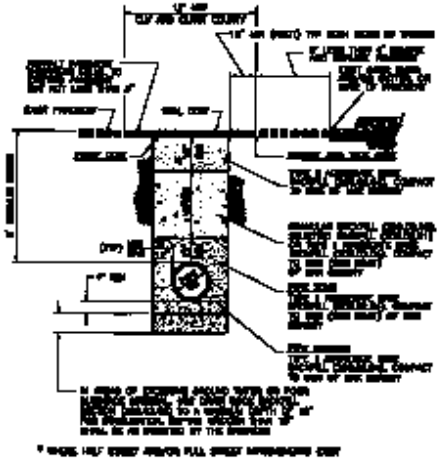

PAVED AREAS (STREET R/W GREATER THAN 60')
TRENCH SECTION BACKFILL SPECIFICATION 1

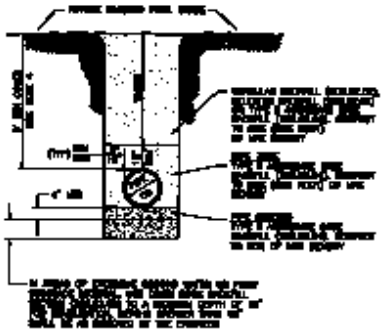

UNPAVED AREAS
TRENCH SECTION BACKFILL SPECIFICATION 2

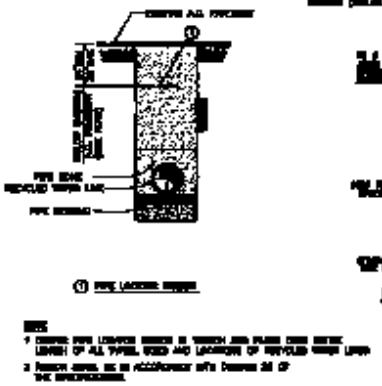

PIPE LOCATOR RIBBON
TYPICAL INSTALLATION 3

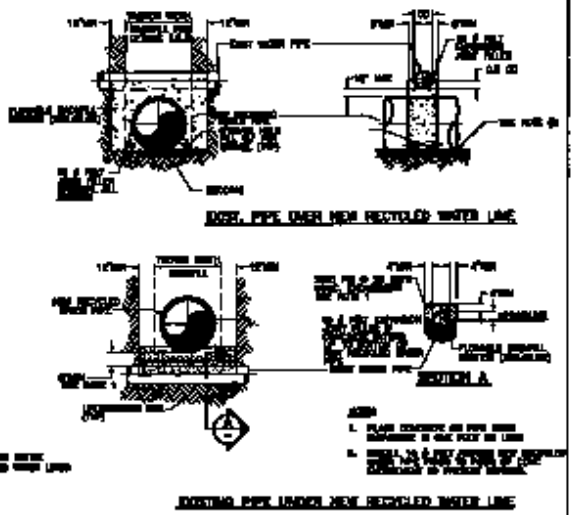

EXIST. PIPE OVER NEW RECYCLED WATER LINE

SECTION A

EXISTING PIPE UNDER NEW RECYCLED WATER LINE

STRUCTURAL SUPPORT AT CROSSINGS 4

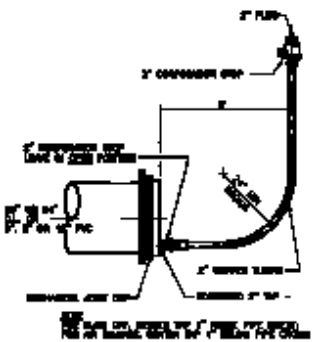

2" PRESSURE TESTING MANUAL
BLOW OFF/AIR RELEASE 5

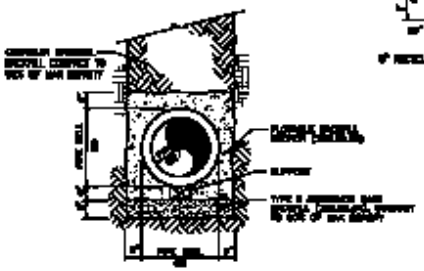

CEMENT SLURRY ENCASEMENT 6

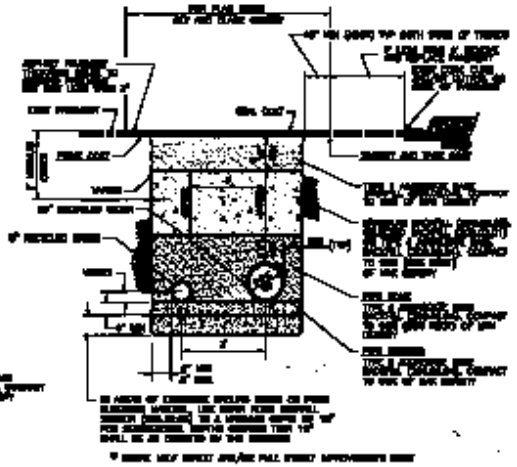

PAVED AREAS (STREET R/W GREATER THAN 60')
TRENCH SECTION BACKFILL SPECIFICATION 7

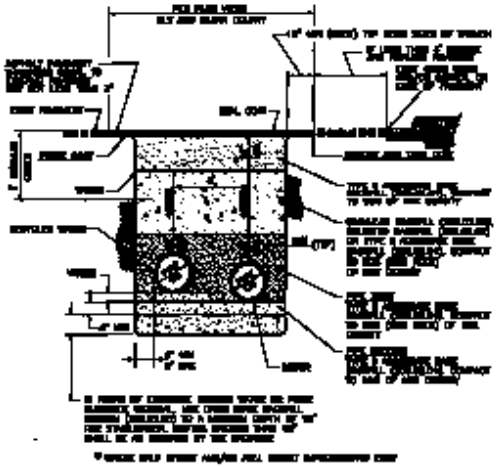

PAVED AREAS (STREET R/W GREATER THAN 60')
TRENCH SECTION BACKFILL SPECIFICATION 8

LAS VEGAS VALLEY WATER DISTRICT

GREELEY AND HANSEN
ENGINEERS
4625 SOUTH POLARIS AVENUE, SUITE 210
LAS VEGAS, NEVADA 89103

VERIFY SCALE

RECYCLED WATER DISTRIBUTION SYSTEM – NARROW GAUGE PIPELINES

TRENCH, END CAP PRESSURE TESTING AND CEMENT SLURRY ENCASEMENT DETAILS

CONTRACT NUMBER
894