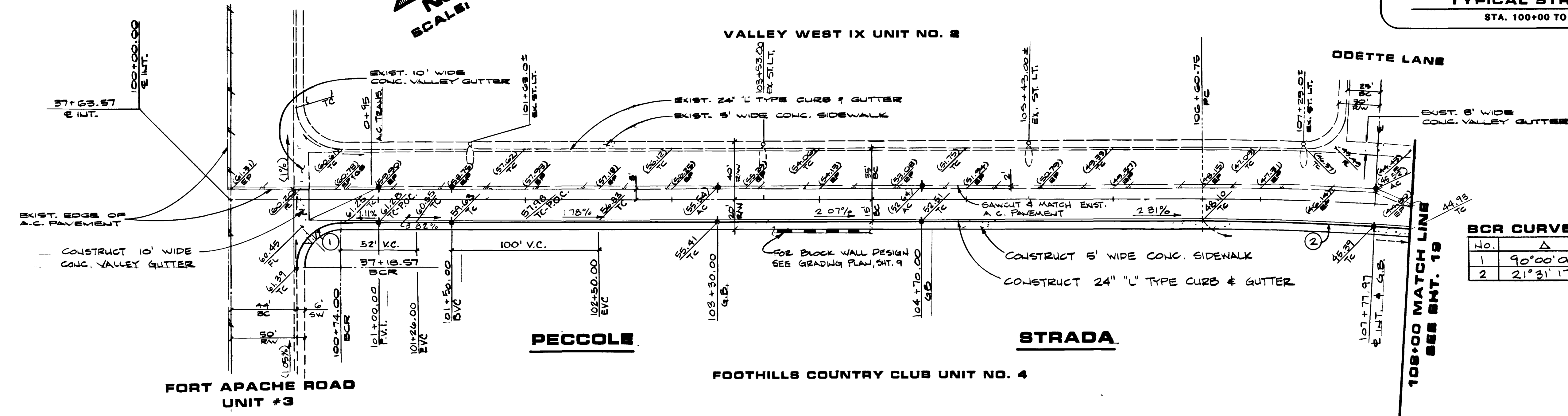
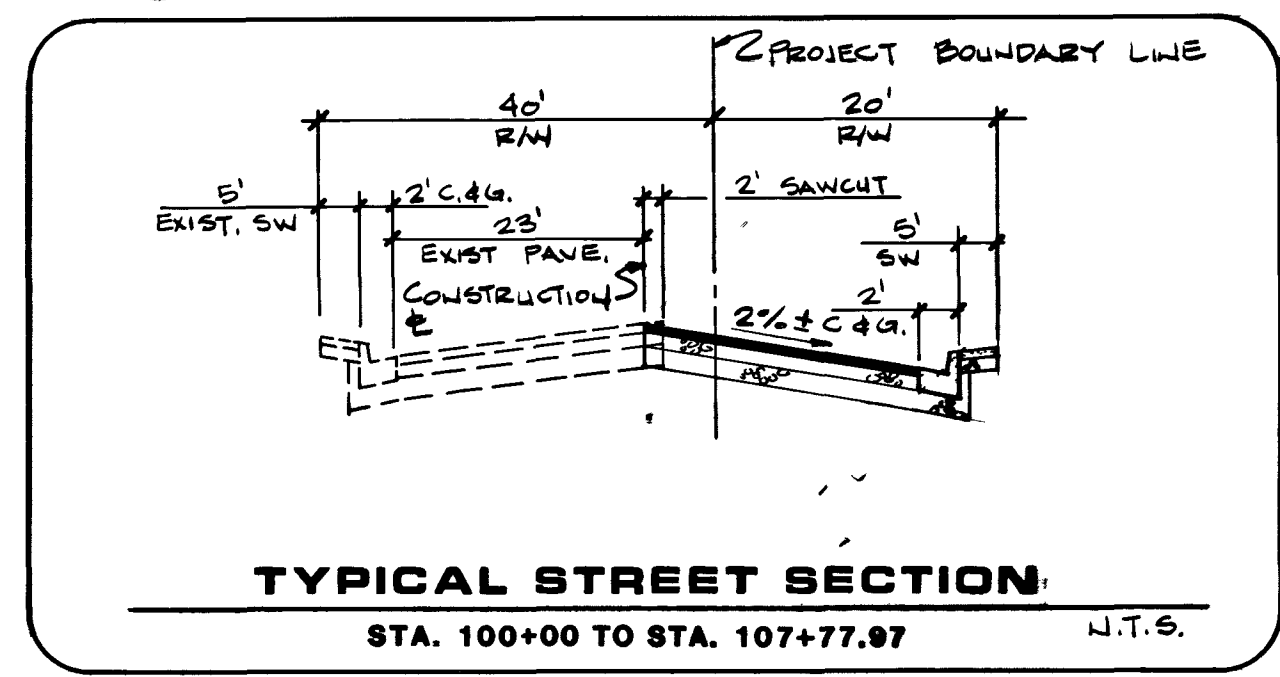


PROFILE
SCALE: HORIZ. 1" = 40'
VERT. 1" = 4'



BCR CURVE DATA

No.	Δ	R	L	T
1	90°00'00"	30.00'	47.12'	30.00'
2	21°31'17"	1985.00'	745.60'	377.25'

JOB NO. 543-328A


844 DIETRICH-POST 8038

551

1074-1407-4

FOOTHILLS COUNTRY CLUB UNIT NO. 4
AT CANYON GATE
PECCOLE STRADA
STA. 100+00 TO STA. 107+77.97

SHEET
18
OF 19 SHEETS



G.C. WALLACE, INC.
Engineering/Architecture
1555 SOUTH RAINBOW BOVD / LAS VEGAS, NEVADA 89102

DESCRIPTION
REV DATE

