

VICINITY MAP
N.T.S.

LEGEND AND QUANTITY ESTIMATE

- ① PROPOSED 250 HPS STREET LIGHT BY RANCHO/GOWAN COMMERCIAL CENTER
- ② PROPOSED 200 HPS STREET LIGHT BY RANCHO/GOWAN COMMERCIAL CENTER
- ③ PROPOSED NEVADA POWER POLE BY RANCHO/GOWAN COMMERCIAL CENTER
- ④ PROPOSED 4" PVC SEWER (TYP.) BY RANCHO/GOWAN COMMERCIAL CENTER
- ⑤ PROPOSED 6" PVC WATER (TYP.) BY RANCHO/GOWAN COMMERCIAL CENTER
- ⑥ PROPOSED 8" PVC WATER (TYP.) BY RANCHO/GOWAN COMMERCIAL CENTER
- ⑦ PROPOSED 2" WATER (TYP.) BY RANCHO/GOWAN COMMERCIAL CENTER
- ⑧ PROPOSED 6" WATER (TYP.) BY RANCHO/GOWAN COMMERCIAL CENTER
- ⑩ PROPOSED 8" DOUBLE CHECK DETECTOR CHECK BY RANCHO/GOWAN COMMERCIAL CENTER
- ⑪ PROPOSED FIRE HYDRANT BY RANCHO/GOWAN COMMERCIAL CENTER
- ⑫ PROPOSED 6" PVC SEWER BY RANCHO/GOWAN COMMERCIAL CENTER
- ⑬ PROPOSED 18" STORM DRAIN BY RANCHO/GOWAN COMMERCIAL CENTER
- ⑭ 1 1/2" METER AND SERVICE CONNECTION PER UDACS PLATE # 1C 1 EA.
- ⑮ 1 1/2" RPPA PER UDACS PLATE # 11A 1 EA.
- ⑯ 5' x 10' UTILITY EASEMENT TO THE CITY OF NORTH LAS VEGAS 1 EA.
- ⑰ PROPOSED PULL BOX BY RANCHO/GOWAN COMMERCIAL CENTER
- ⑱ EX. SEWER INVERT UNKNOWN! VERIFY PRIOR TO ANY CONSTRUCTION
- ⑲ NO PARKING SIGN PER DETAIL THIS SHEET 1 EA.

SEWER CONTRIBUTION:
0.001 MGD AVERAGE DAILY FLOW
0.0034 MGD PEAK DAILY FLOW

APPROVALS

James J. Bell for J. Bell 6.17.97 DATE
JAMES J. BELL, P.E.
DEPUTY DIRECTOR OF
PUBLIC WORKS/CITY ENGINEER

Steve Olson 6/13/97 DATE
CNLV UTILITIES DIVISION

Dale K. Pugh 6/13/97 DATE
CNLV DEVELOPMENT DIVISION

Approval of these plans shall not be construed to be a permit for construction, a commitment to supply water service, or an approval of any violation of CNLV Water Service District Service Rules and Regulations or design construction standards.

Aggie Mullen 6.6.97 DATE
CLV FIRE DEPARTMENT

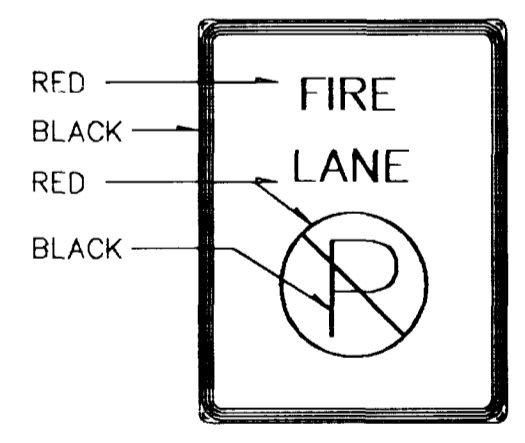
PROPOSED CONDUIT BY RANCHO/GOWAN COMMERCIAL CENTER

6" PVC SEWER 57 LF
1 1/2" WATER 147 LF
6" SEWER CLEAN-OUT 1 EA

FIRE FLOW REQUIREMENTS IS: 2000 GPM @ 20 PSI RESIDUAL PRESSURE

SQUARE FOOTAGE 5065 SQ. FT.
LARGEST AREA BETWEEN 4-HR SEPARATION WALL 0 SQ. FT.
BUILDING HEIGHT 27 FT.
NUMBER OF STORIES 1
TYPE OF CONSTRUCTION V-N
OCCUPANCY B
AUTOMATIC SPRINKLER NONE



Aggie Mullen 6.6.97 DATE
CLV FIRE DEPT.



MINIMUM SPECIFICATIONS OF "NO PARKING FIRE LANE SIGNS"

SIZE: 1' WIDE x 1 1/2' LONG OR 2' WIDE x 2 1/2' LONG AS REQUIRED
COLOR: RED AND BLACK ON WHITE LUMINOUS BACKGROUND (SEE ABOVE EXAMPLE)
SYMBOL: INTERNATIONAL NO PARKING SYMBOL
HEIGHT: TO BE INSTALLED NOT LESS THAN SEVEN (7) FEET NOR MORE THAN TEN (10) FEET FROM GROUND LEVEL

NOTE:
The on-site water line and appurtenances leaving the meter are private facilities not to be operated or maintained by the City of North Las Vegas.



NO.	DATE	REVISION
1	3/17	REVISE PER ONLY RED LINES
2	3/20	REVISE PER SOUTHWEST GAS
3	4/7	REVISE PER CLV GHPRINTS

DUNNAM CIVIL ENGINEERS
3305 SPRING MOUNTAIN ROAD
SUITE 82
LAS VEGAS, NV 89102
(702) 367-0888
(702) 367-6145 FAX

FUNNY S II
UTILITY PLAN

