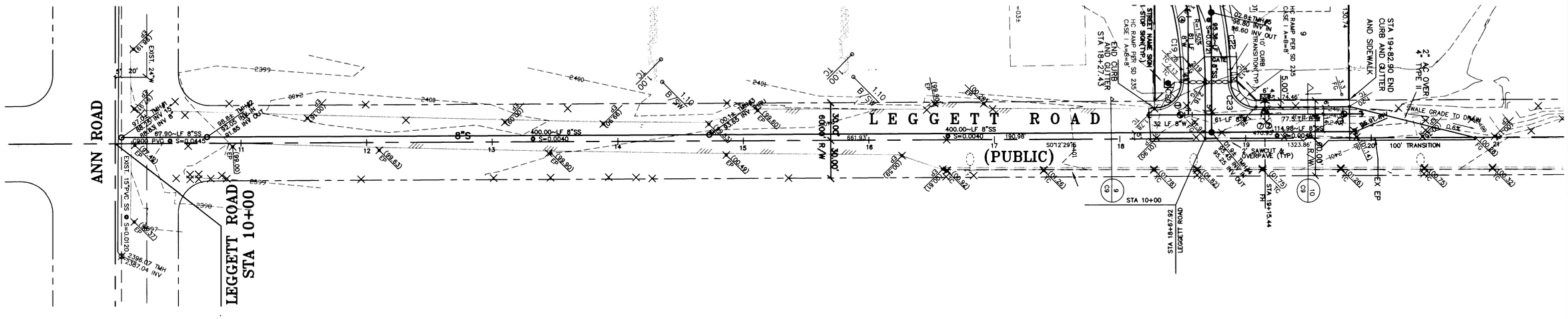

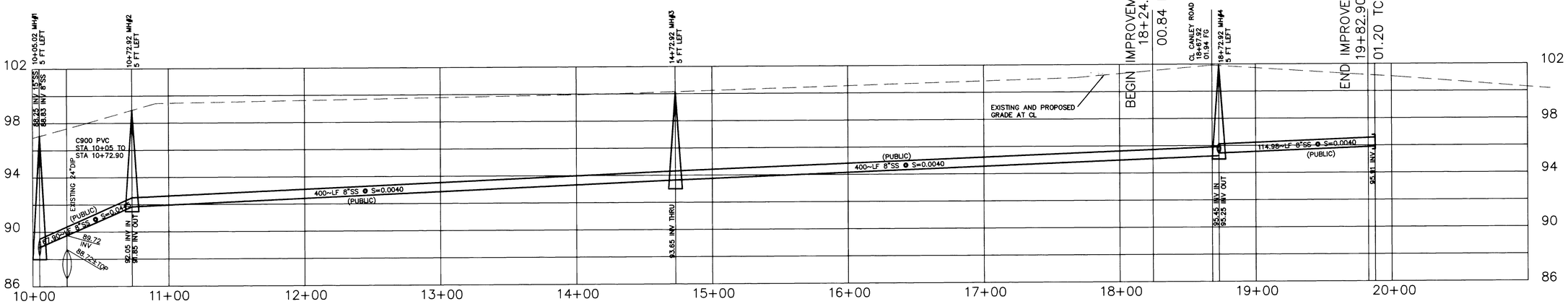

GRAPHIC SCALE

(IN FEET)
1 inch = 40 ft.

LEGEND

EXISTING	PROPOSED	
		RIGHT-OF-WAY
		PROPERTY LINE
		CENTERLINE
		WATER LINE
		SANITARY SEWER LINE
		GAS LINE
		STORM DRAIN
		POWER LINE/POWER POLE
		TELEPHONE LINE
		FIRE HYDRANT
		WATER VALVE
		METERS/PULL BOXES
		REDUCER
		MANHOLE
		CLEANOUT
		CONTOUR
		A.C. PAVING
		TYPE "L" CURB & GUTTER
		TYPE "A" CURB
		CONCRETE

EXISTING	PROPOSED	
		RETAINING WALL
		CHAIN LINK FENCE
		GRADE BREAK
		WIRE FENCE
	FF=0.00	FINISH FLOOR
(0.00) C.O. INV.	0.00 C.O. INV.	CLEANOUT INVERT ELEV.
	0.00 FL	FLOW LINE
(0.00) FG	0.00 FG	FINISH GRADE
(0.00) TC	0.00 TC	TOP OF CURB
(0.00) TOW	0.00 TOW	TOP OF WALL
		GATE
		SIGN
BWV	BWV	BACKWATER VALVE

STREET LIGHTS

	100 W H.P.S.
	150 W H.P.S.
	200 W H.P.S.
	250 W H.P.S.

AVOID CUTTING UNDERGROUND UTILITY LINES. IT'S COSTLY.
Call before you Dig—
1-800-227-2600
UNDERGROUND SERVICE ALERT (U.S.A.)

AVOID OVERHEAD POWER LINE CONTACT
Call before you OVERHEAD
1-702-593-6111
NEVADA POWER ENVIRONMENT AND SAFETY SERVICES DEPARTMENT

DELTA ENGINEERING ASSUMES NO RESPONSIBILITY FOR EXISTING UTILITY LOCATIONS AND ELEVATIONS. THE UTILITIES SHOWN ON THIS DRAWING HAVE BEEN PLOTTED FROM THE BEST AVAILABLE INFORMATION. IT IS, HOWEVER, THE CONTRACTORS RESPONSIBILITY TO FIELD VERIFY THE LOCATION AND ELEVATION OF ALL UTILITIES PRIOR TO THE COMMENCEMENT OF ANY CONSTRUCTION. CONTRACTOR TO FIELD VERIFY ALL EXISTING SITE CONDITIONS PRIOR TO CONSTRUCTION. IF A CONFLICT EXISTS BETWEEN WHAT IS SHOWN ON THESE DRAWINGS AND WHAT EXIST IN THE FIELD, THE CONTRACTOR IS TO NOTIFY THE ARCHITECT, OWNER'S REPRESENTATIVE OR ENGINEER IMMEDIATELY.

GRADING NOTES

1. ALL STATIONING IS CENTERLINE OF ROAD AND PERPENDICULAR TO ROAD CENTERLINE, UNLESS SPECIFICALLY SHOWN OTHERWISE.

REV	DATE	BY	REVISION

GRAND RONDE, INC.
4343 N. RANCHO ROAD # 132-110
LAS VEGAS, NEVADA 89130
(702) 596-6325

DELTA ENGINEERING
3131 MEADE AVENUE, SUITE D
LAS VEGAS, NV. 89102
(702) 364-9777 FAX (702) 364-9333
E-MAIL: ENGRDELTA@AOL.COM

SHEET: PLAN AND PROFILE SHEET

TITLE: GRANDE RONDE UNIT 2 RESIDENTIAL SUBDIVISION

DRAWN BY: ACADD 9/14/98
DESIGNED BY: WSC 9/14/98
CHECKED BY: PBB 9/14/98
PROJECT NO: 98005
SCALE: N/A

SEAL: PROFESSIONAL ENGINEER-STATE OF NEVADA WILLIAM S. CROCHETT No. 6777

SHEET C7
7 OF 9 SHEETS

DRAWING NO. 1074-4615-2

17049



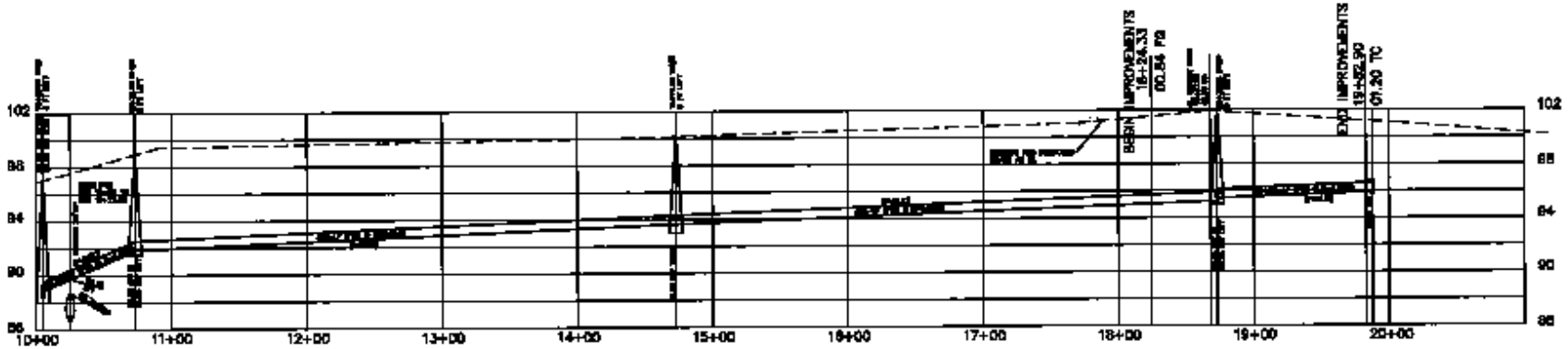

GRAPHIC SCALE

LEGEND

Call before you dig

Call before you OVERHEAD

GRAND RIDGE, INC.

DELTA ENGINEERING

PLAN AND PROFILE SHEET

GRANDE RONDE UNIT 2
RESIDENTIAL SUBDIVISION

C7