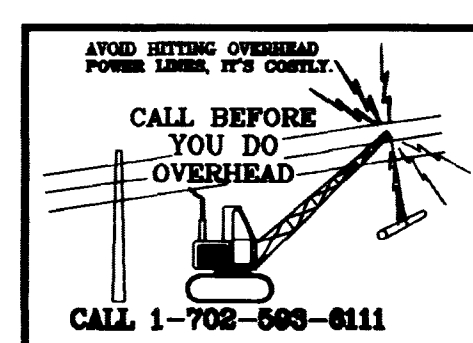
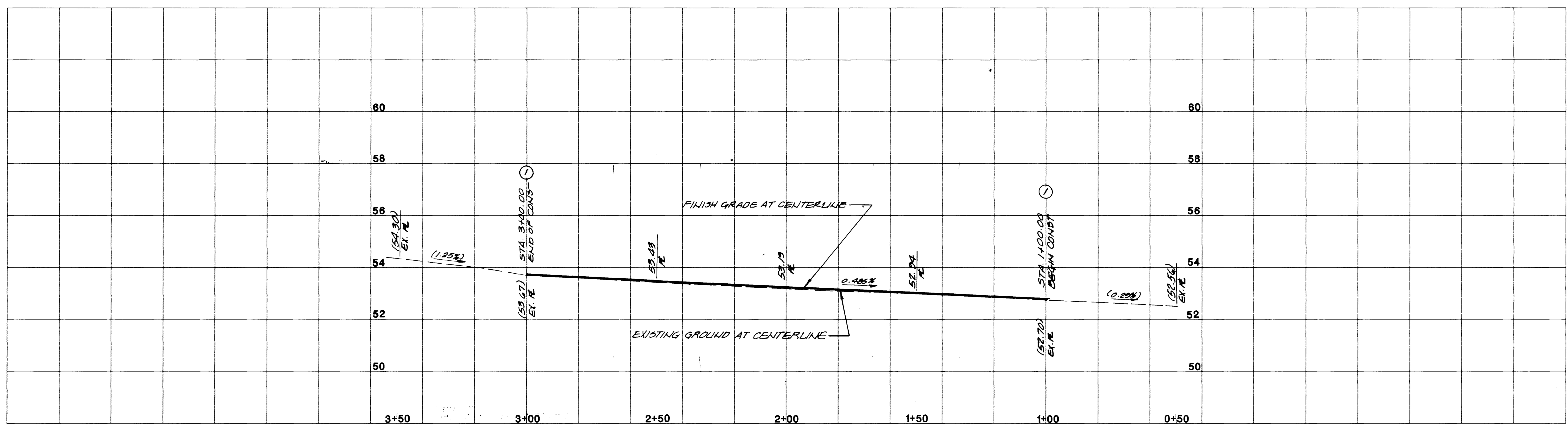


**ALLEY SECTION**  
N.T.S.  
PER STD. DWG. NO. 214

- CONSTRUCTION NOTES:**
- ① SAW-CUT EXIST. A.C. AND VALLEY GUTTER, CONST. NEW TO MATCH.
  - ② CONSTRUCT 4' WIDE VALLEY GUTTER PER STD. DWG. NO. 214
  - ③ CONSTRUCT 2" PAVEMENT SECTION PER STD. DWG. NO. 214

SCALE: HORIZ. 1" = 20'  
VERT. 1" = 2'


**ALLEY**



Call before you dig. It's a Law.  
**1-800-227-2600**

<p><b>HONDA NORTHWEST</b></p>	<p><b>PLAN AND PROFILE</b> <b>HONDA NORTHWEST ALLEY WAY</b></p>	<p><b>AGRA Infrastructure Inc.</b> ENGINEERING GLOBAL SOLUTIONS 3016 W. CHARLESTON BOULEVARD, SUITE 180 LAS VEGAS, NEVADA 89102 PHONE: (702) 878-3817 FAX: (702) 878-3716</p>	<p>REV. DATE BY</p>
<p>DRAWN BY: RUC 4-15-99</p>	<p>DESIGNED BY: DPC 4-15-99</p>	<p>CHECKED BY: DPC 4-15-99</p>	<p>PROJECT NO: 02-1988-062</p>
		<p>SCALE: AS NOTED</p>	
<p><b>P 1</b> 7 OF 7 SHEETS</p>		<p>DRAWING NO. <b>107-V3120</b></p>	

J:\1998\050\68032\60620p01.dwg Mon Apr 12 08:42:24 1999 PLOTTED BY JMW  
HP DesignJet 600 Hewlett-Packard HP-GL/2 devices, ADI 4.3 (V4.1) - Feb 2 1998



ALLEY.

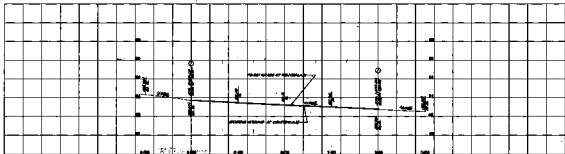
CONSTRUCTION NOTES

- ① **RECONSTRUCT** 24" DIAMETER ALLEYWAY
- ② **RECONSTRUCT** 18" DIAMETER ALLEYWAY
- ③ **RECONSTRUCT** 12" DIAMETER ALLEYWAY

SCALE 1" = 10'



ALLEY SECTION  
FOR 675, 680, 685, 690



PLAN AND PROFILE  
 HONDA NORTH-WEST ALLEY WAY

AGRARIA ENGINEERING, INC.  
 1000 S. 1000 E. SUITE 100, OGDEN, UT 84403

PROJECT INFORMATION  
 SHEET NO. 1 OF 1

DATE: 10/15/15  
 DRAWN BY: J. [Name]  
 CHECKED BY: [Name]  
 PROJECT NO.: [Number]  
 SHEET NO.: 1 OF 1