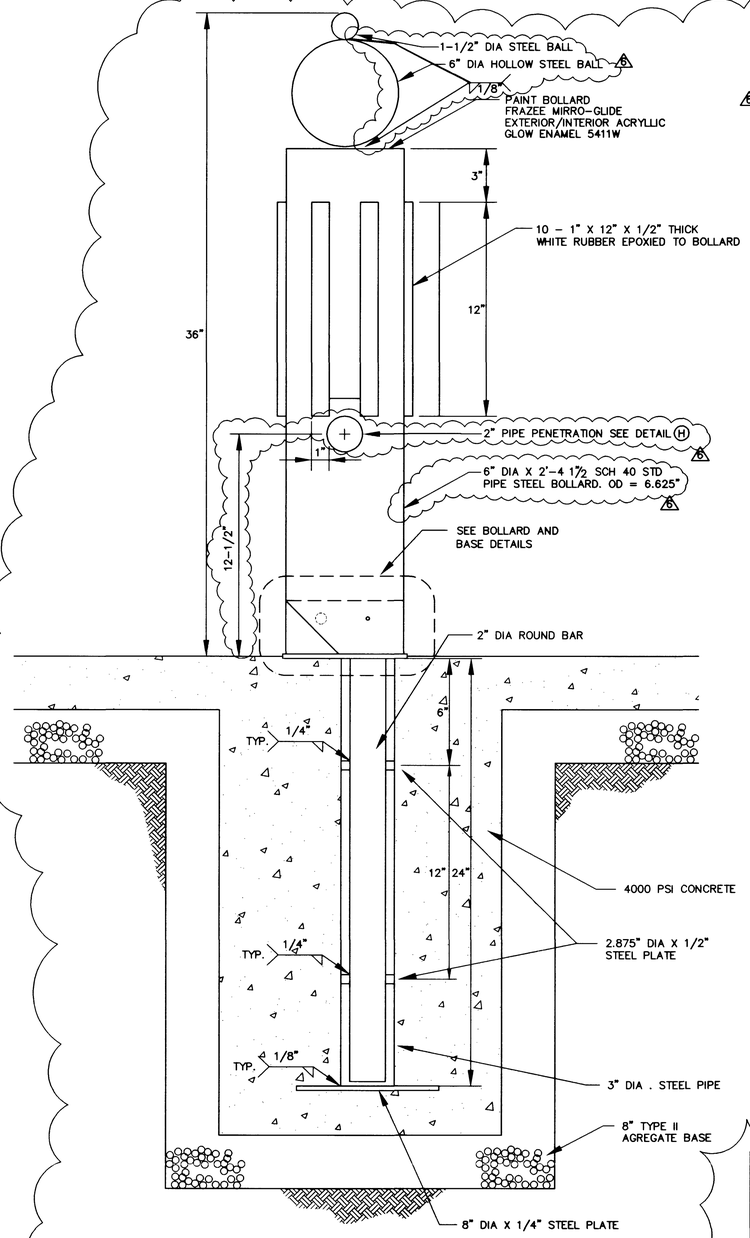

ELEVATION 3
3" = 1'-0"

COLLAPSIBLE – REMOVABLE BOLLARD 1
3" = 1'-0"

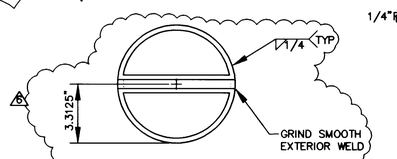

PENETRATION DETAIL
3" = 1'-0"

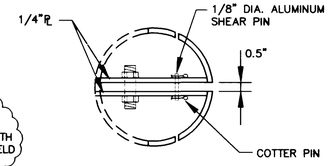

BOTTOM VIEW A
3" = 1'-0"

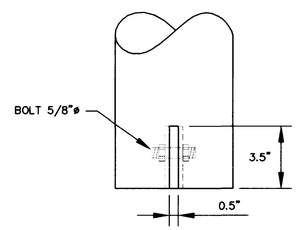

FRONT VIEW B
3" = 1'-0"

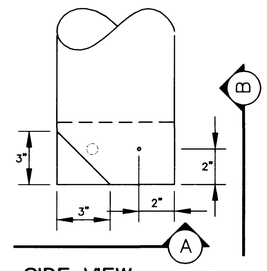

SIDE VIEW C
3" = 1'-0"

BOLLARD DETAILS
AS SHOWN

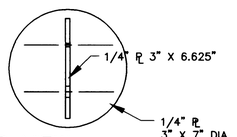

TOP VIEW D
3" = 1'-0"

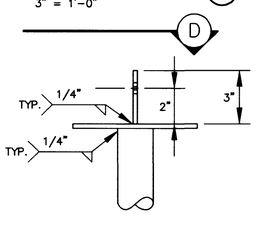

FRONT VIEW F
3" = 1'-0"

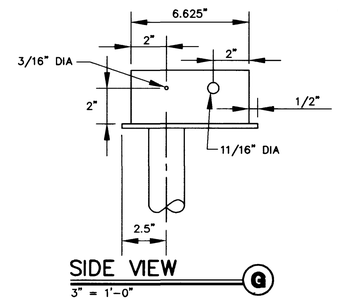

SIDE VIEW G
3" = 1'-0"

BASE DETAILS
AS SHOWN

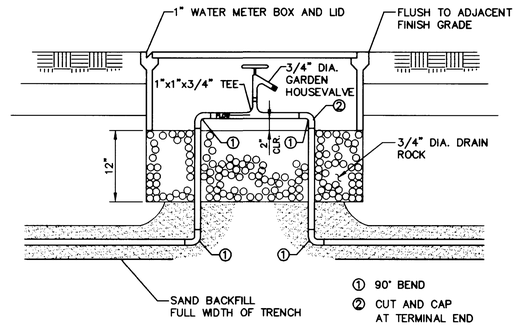

3/4" WATER VALVE BOX 2
NOT TO SCALE

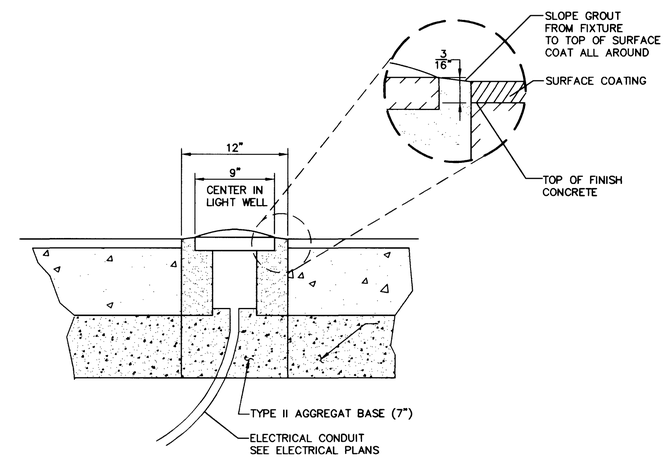

LIGHT WELL DETAIL 3
NOT TO SCALE

PLANTER NO. 1 CURVE TABLE				
CURVE	LENGTH	RADIUS	TANGENT	DELTA
C14	11.74'	4.74'	13.73'	141°54'51"
C15	12.66'	18.26'	6.60'	39°43'46"
C16	10.89'	12.65'	5.81'	49°20'17"
C17	28.81'	22.50'	16.89'	75°01'14"

PLANTER NO. 2 CURVE TABLE				
CURVE	LENGTH	RADIUS	TANGENT	DELTA
C4	9.84'	5.78'	6.60'	97°35'03"
C5	19.65'	46.00'	9.98'	24°28'36"
C7	6.61'	6.04'	3.68'	62°40'24"
C8	5.75'	7.01'	3.05'	46°57'16"
C9	5.03'	5.75'	2.69'	50°11'58"
C10	6.51'	6.45'	3.56'	57°46'49"
C11	5.42'	3.75'	3.31'	82°51'03"
C13	14.25'	22.50'	7.37'	36°16'37"

PLANTER NO. 3 CURVE TABLE				
CURVE	LENGTH	RADIUS	TANGENT	DELTA
C1	5.67'	8.82'	2.94'	36°50'51"
C2	6.00'	6.28'	3.25'	54°47'21"
C3	4.18'	3.91'	2.31'	61°14'38"
C12	6.99'	4.33'	4.52'	92°28'57"

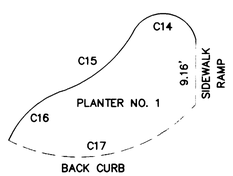

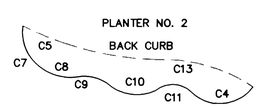

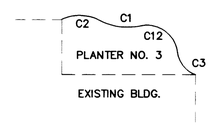

PLANTERS CURVE TABLE
SCALE: 1"=1'-0"

AVOID HITTING OVERHEAD POWER LINES - IT'S DEADLY
CALL BEFORE YOU DO OVERHEAD
1-702-593-6111
NEVADA POWER ENVIRONMENT & SAFETY SERVICES DEPARTMENT

Avoid cutting underground utility lines. It's deadly.
Call before you Dig.
1-800-227-2600

PROFESSIONAL ENGINEER STATE OF NEVADA
JEROME J. DRAKE
CIVIL
12757
6/18/98

ENGINEERS PLANNERS SURVEYORS
LANDSCAPE ARCHITECTS
POGGEMEYER
DESIGN GROUP INC.
2601 NORTH TENAYA WAY
LAS VEGAS, NEVADA 89128 (702) 255-8100

REV No:	NOTE	DATE
0	ISSUED FOR CONSTRUCTION	00/00/00
3	DELETE GATE ADD BOLLARDS	05/26/98
6	REVISE BOLLARD DETAIL	06/18/98

THIS DOCUMENT DOES NOT DESCRIBE AN INSTALLABLE SYSTEM UNTIL IT HAS BEEN REVIEWED FOR CODE COMPLIANCE AND COMPLIANCE WITH CONSTRUCTION STANDARDS BY A CERTIFIED ENGINEER. ALTHOUGH EVERY EFFORT HAS BEEN MADE TO PRODUCE A COMPLETE AND CODE-COMPLIANT DESIGN, FREMONT STREET EXPERIENCE LLC. SPECIFICALLY DISCLAIMS ANY RESPONSIBILITY FOR CODE COMPLIANCE.

THESE DRAWINGS AND THE CONCEPTS THEY REPRESENT ARE THE EXCLUSIVE PROPERTY OF FREMONT STREET EXPERIENCE LLC. IN THE STRICTEST CONFIDENCE AND SHALL NOT BE REPRODUCED OR DISCLOSED IN WHOLE OR IN PART WITHOUT PRIOR WRITTEN PERMISSION OF FREMONT STREET EXPERIENCE LLC.

FREMONT STREET EXPERIENCE
425 FREMONT STREET, LAS VEGAS, NV. 89101
TEL: (702) 678-5600 FAX: (702) 678-5611

DESIGNED BY: JJD
DRAWN BY: SSG
DATE: 6.18.98
FILE NAME: C-803

PROJECT TITLE: FREMONT STREET EXPERIENCE 3rd STREET MALL EXPANSION
SHEET TITLE: MISCELLANEOUS DETAILS

SCALE: AS NOTED
SHEET 10 OF 24
DRAWING No: C8.03

8811

107-V2922

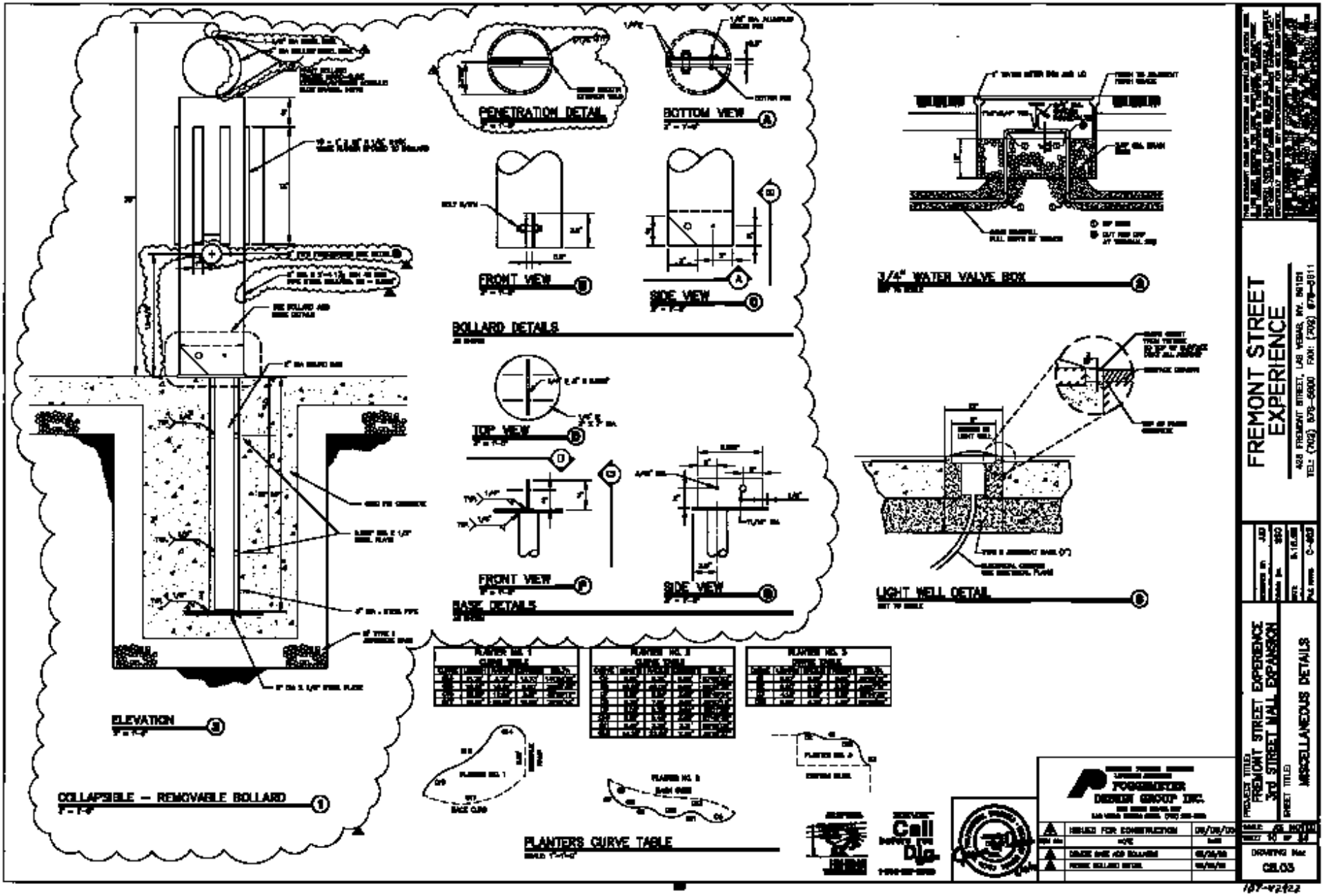
PENETRATION DETAIL
BOTTOM VIEW
FRONT VIEW
SIDE VIEW
BOLLARD DETAILS
TOP VIEW
FRONT VIEW
SIDE VIEW
BASE DETAILS
3/4" WATER VALVE BOX
LIGHT WELL DETAIL
ELEVATION
COLLAPSIBLE – REMOVABLE BOLLARD
PLANTERS CURVE TABLE
FOGHERTY DENNEN GROUP INC.
ISSUED FOR CONSTRUCTION
FREMONT STREET EXPERIENCE
428 FREMONT STREET, LAS VEGAS, NV. 89101
TEL: (702) 678-6800 FAX: (702) 678-5811
PROJECT TITLED FREMONT STREET EXPERIENCE 3rd STREET MALL EXPANSION
SHEET TITLED MISCELLANEOUS DETAILS
DRAWING No: CS.03
Call before you Dig.