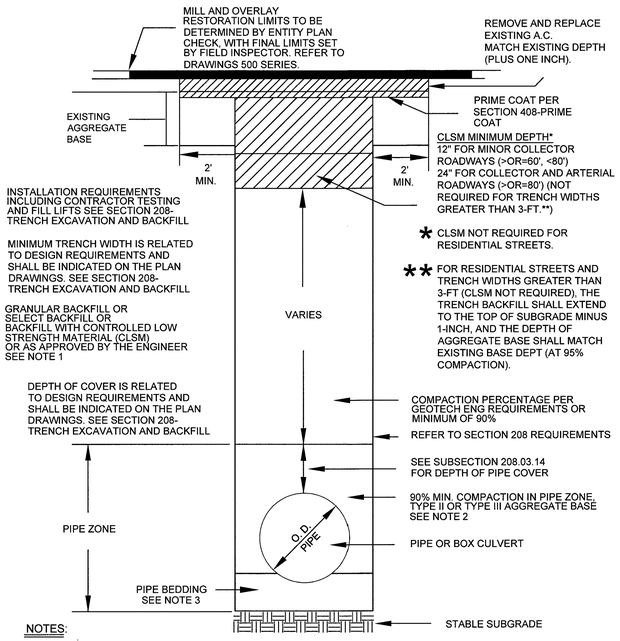

NOTES:

1. NO STONES OR LUMPS GREATER THAN 3" PERMITTED IN TRENCH 2' OR LESS IN WIDTH.
2. TRENCH WIDTH, BEDDING, SUBGRADE AND PIPE ZONE REQUIREMENTS FOR UTILITY INSTALLATIONS SHALL CONFORM TO THE RESPECTIVE ENTITY REQUIREMENTS.
3. CRUSHED ROCK MAY BE USED FOR PIPE BEDDING ONLY IF MATERIAL USE HAS BEEN SPECIFICALLY APPROVED BY THE GOVERNING AGENCY. SEE STANDARD DRAWING NO. 505 FOR PIPE BEDDING METHODS.
4. LAS VEGAS VALLEY WATER DISTRICT REQUIRES PIPE BEDDING AND BACKFILL WITHIN THE PIPE ZONE TO BE OF THE SAME MATERIAL.

RTC STD DWG 503

NEW FACILITIES:

- (1) NEW 2" PE MAIN
- (2) NEW 2" PE FULL FLOW TEE (140-3074)
- (3) NEW 2" PE CAP (140-3060)
- (4) NEW 2" PE COUPLING (140-3442)
- (5) NEW 4" PE MAIN
- (6) NEW 4" PE FULL FLOW TEE (140-3076)
- (8) NEW 4" PERFECTION COUPLING (140-3530)
- (9) NEW 2" PE 90° ELBOW (140-3067)
- (10) NEW 4" PE 90° ELBOW (140-3069)
- (11) NEW 4" X 2" PE REDUCER (140-5118)
- (15) NEW 3" PE SLEEVING (100-8075)
- (16) NEW 6" PE SLEEVING (100-8066)
- (17) NEW 2" PE STRAIGHT STICK (100-5133)
- (18) NEW 3" SLEEVING PVC STICK 20' JOINTS (100-8997)
- (19) NEW 4" PE COUPLING (140-3530)
- (20) NEW 2" METFIT COUPLING (140-3504)
- (21) NEW 2" HVTT TAP TEE (160-8171)
- (22) NEW 6" SLEEVING PVC STICK 20' JOINTS (100-9000)
- (23) NEW 2" METFIT CAP (140-2882)
- (24) NEW 4" PE CAP (140-3062)
- EOM END OF MAIN
- (B) BORE
- B-F BUTT FUSION
- T-S TEST STATION - (251-2406)

ABANDONED FACILITIES:

		QTY.
1	ABANDON EX. 1" PE '08 SVC	3'
2	ABANDON EX. 2" PE '80 MOP 43#	233'
3	ABANDON EX. 2" PVC '58 MOP 43#	192'
4	ABANDON EX. 2" STL '55 MOP 43#	1,982'
5	ABANDON EX. 2" STL '57 MOP 43#	924'
6	ABANDON EX. 4" STL '55 MOP 43#	1,638'
7	ABANDON EX. 1/2" PE '02 SVC	47'
~~8~~	~~ABANDON EX. 1/2" PVC '55 SVC~~	~~48'~~
9	ABANDON EX. 1/2" PVC '62 SVC	50'
10	ABANDON EX. 1/2" PVC '64 SVC	3'
11	ABANDON EX. 1/2" PVC '66 SVC	22'
12	ABANDON EX. 1/2" PVC '68 SVC	6'
13	ABANDON EX. 3/4" PVC '55 SVC	40'
14	ABANDON EX. 3/4" STL '74 SVC	9'
15	ABANDON EX. 1" STL '66 SVC	1'
16	ABANDON 2" PE TO BE INSTALLED	1'
17	ABANDON EX. 1/2" PE '77 SVC	107'
18	ABANDON EX. 1/2" PE '81 SVC	59'
19	ABANDON EX. 1/2" PE '89 SVC	11'
20	ABANDON EX. 1/2" PE '99 SVC	86'
21	ABANDON EX. 1/2" PE '08 SVC	5'
22	ABANDON EX. 1/2" PVC '60 SVC	112'
23	ABANDON EX. 1/2" PVC '61 SVC	50'
24	ABANDON EX. 1/2" PVC '67 SVC	4'
25	ABANDON EX. 1/2" PVC '69 SVC	482'
26	ABANDON EX. 1/2" PVC '71 SVC	124'
27	ABANDON EX. 1/2" PVC '74 SVC	101'
28	ABANDON EX. 1/2" PVC '75 SVC	85'
29	ABANDON EX. 3/4" STL '60 SVC	113'
30	ABANDON EX. 1" STL '59 SVC	115'
~~31~~	~~ABANDON EX. 1" PE '79 SVC~~	~~239'~~

NOTE: ABANDON MAIN IN PLACE

CONSTRUCTION NOTES:

1. SUGGESTED GAS LOCATIONS ARE TO CLEAR SUBSTRUCTURES LOCATE IN FIELD.
2. ALL PIPELINE CONSTRUCTION SHALL CONFORM TO APPLICABLE JURISDICTIONAL SPECIFICATIONS.
3. DO NOT SCALE THIS DRAWING.
4. SEE AC'S FOR SERVICE REPLACEMENT.
5. CHANGE IN PROPOSED MAIN LOCATION MUST BE AUTHORIZED BY SWG ENGINEER PRIOR TO INSTALLATION.
6. GAS MAINS SHALL BE PURGED PER OPERATIONS MANUAL.
7. ABANDONED SERVICE NO ACTION REQUIRED.
8. REPLACE ALL ACTIVE SERVICES EXCEPT WHERE EXISTING PE SERVICES ARE VERIFIED, INSPECTED, AND APPROVED FOR TIE-OVER BY SWG INSPECTOR.
9. EXISTING PE SERVICE, PE VERIFICATION, AND INSPECTION REQUIRED FROM MAIN TO RISER. TIE INTO NEW MAIN IF APPROVED BY SWG INSPECTOR, OTHERWISE REPLACE SERVICE.
10. EXISTING SERVICE, UNKNOWN TYPE, SIZE, AND LOCATION TO BE VERIFIED.
11. EXISTING ANODE RISER.
12. EXISTING ANODELESS RISER.
13. REPLACEMENT SVCS TO BE SINGLE OR BRANCHED. NO CROSS-LOT REPLACEMENT SVCS PERMITTED.
14. REPLACE ALL ANODE RISERS WITH ANODELESS RISERS.
15. CITY OF LAS VEGAS PERMIT REQUIRED.
16. ALL EXISTING UTILITY LOCATION TO BE VERIFIED PRIOR TO START OF CONSTRUCTION.
17. CONTACT ENGINEERING FOR BYPASS INFORMATION.
18. ALL MAIN TIE-INS REQUIRING TEES ARE TO BE FULL-FLOW TEES UNLESS OTHERWISE STATED.
19. ALL WELDS SHALL BE X-RAYED AND DOCUMENTED, INCLUDING GPS COORDINATES, ON AS-BUILT DRAWINGS
20. ALL SHORING REQUIREMENTS SHALL CONFORM TO APPLICABLE PORTIONS OF THE OPERATIONS MANUAL.
21. REQUEST FOR SURVEYING AND/OR STAKING WILL BE SUBMITTED TO ENGINEERING 72 HOURS IN ADVANCE, MINIMUM.
22. TRENCHING AND BACKFILL TO CONFORM WITH UNIFORM STANDARD SPECS. SECTION 208 AND RTC STANDARD 503.
23. PROTECT ALL EXISTING VALLEY GUTTERS IN PLACE BORE, DO NOT CUT.
24. TRENCHING AND BACKFILL TO CONFORM WITH RTC STANDARDS 500.5 & 503 FOR ALL SERVICE REPLACEMENTS.
25. REPLACE EXISTING SERVICE WITH SIMILAR SIZE UNLESS OTHERWISE NOTED.

NOTE:

EMS BALLS ON ALL TEE'S, 90'S, SERVICE IN FRONT OF CURB AND EVERY 50' ALONG MAIN

EXISTING RISERS	QTY.
# OF ANODELESS RISERS	27
# OF ANODE RISERS	9

LINE LOCATE PERFORMED BY:

NAME: KENNETH BINGHAM DATE: 03/16/2017

NAME: _____ DATE: _____

PURGE PLAN WAS COMPLETED IN ACCORDANCE WITH THE OPERATIONS MANUAL GUIDELINES BY:

PRINT: _____ DATE: _____

SIGNATURE: _____

Know what's **below.** **Call** before you dig.

SYSTEM	D VALLEY WIDE
DR. NO.	21DR10008938
SEGMENT M.A.O.P.	N/A
SYSTEM M.A.O.P.	43 psig
SYSTEM M.O.P.	43 psig

4.

AS-BUILT DRAWING-PRESSURE TEST DATA

TEST BLOCK 2	TEST MEDIUM: X AIR, ☐ NITROGEN, ☐ WATER, X SOAP	TEST METHOD: X GAUGE, ☐ CHART, GAUGE/PRESS REC SN# 209393 CALIB. 05-11-15
PIPE DIA. (2")		
PIPE LENGTH (450')		
PIPE TYPE PE		
MIN. DURATION 2 HOURS		

	START	END
TEST PRES. (PSIG)	102 PSI	102 PSI
TIME	7:00	9:00
DATE	3-26-16	3-26-16
PERFORMED BY	MANUEL ACOSTA APL	

AS-BUILT DRAWING-PRESSURE TEST DATA

TEST BLOCK 3	TEST MEDIUM: X AIR, ☐ NITROGEN, ☐ WATER, X SOAP	TEST METHOD: X GAUGE, ☐ CHART, GAUGE/PRESS REC SN# 209393 CALIB. 05-11-15
PIPE DIA. (4")		
PIPE LENGTH (29')		
PIPE TYPE PE		
MIN. DURATION 2 HOURS		

	START	END
TEST PRES. (PSIG)	100 PSI	100 PSI
TIME	7:00	9:00
DATE	4-7-16	4-7-16
PERFORMED BY	MANUEL ACOSTA APL	

AS-BUILT DRAWING-PRESSURE TEST DATA

TEST BLOCK 4	TEST MEDIUM: X AIR, ☐ NITROGEN, ☐ WATER, X SOAP	TEST METHOD: X GAUGE, ☐ CHART, GAUGE/PRESS REC SN# 382280 CALIB. 03-25-16 EXP. 09-06-17
PIPE DIA. (2") (4")		
PIPE LENGTH (1,236') (362')		
PIPE TYPE PE		
MIN. DURATION 2 HOURS		

	START	END
TEST PRES. (PSIG)	104	104
TIME	12:00PM	2:00PM
DATE	03/01/2017	03/01/2017
PERFORMED BY	ALDO ROJAS APL	

Repot

NO.	DESCRIPTION	BY	DATE	APPVD.
4.	AS-BUILT SUBMITTAL FOR FINAL CLOSE	SWG	8/9/17	

REVISIONS

SOUTHWEST GAS CORPORATION

TAX CODES	UNIT NO.	UNIT TYPE	PROPOSED INSTL.	PROPOSED RETIRED	COMPLETED INSTL.	COMPLETED RETIRED
	3760102	2" PE	3,325'	234'	3,395'	234'
	3760602	2" PVC		192'		192'
	3760202	2" STL		2,906'		2,906'
	3760104	4" PE	1,641'		1,663'	
	3760204	4" STL		1,638'		1,638'
	3800101	1/2" PE		315'		315'
	3800601	1/2" PVC		1,086'		1,039'
	3800601	3/4" PVC		40'		40'
	3800201	3/4" STL		122'		122'
	3800101	1" PE	1,678'	240'		3'
	3800201	1" STL		116'		116'

PROPERTY UNITS

AS-BUILT DRAWING-PRESSURE TEST DATA

TEST BLOCK 1	TEST MEDIUM: X AIR, ☐ NITROGEN, ☐ WATER, X SOAP	TEST METHOD: X GAUGE, ☐ CHART, GAUGE/PRESS REC SN# 209393 CALIB. 05-11-15
PIPE DIA. (2") (4")		
PIPE LENGTH (1,709') (1,272')		
PIPE TYPE PE		
MIN. DURATION 2 HOURS		

	START	END
TEST PRES. (PSIG)	104 PSI	104 PSI
TIME	7:00 AM	9:00 AM
DATE	3-23-16	3-23-16
PERFORMED BY	MANUEL ACOSTA APL	

VISUAL INSPECTION CERTIFICATION

I HAVE VISUALLY INSPECTED ALL HEATED FUSIONS, SOLVENT CEMENT, MECHANICAL JOINTS, AND WELDS THAT I HAVE PERFORMED

NAME	DATE
MANUEL ACOSTA APL	04/26/2016
ALDO ROJAS APL	04/26/2016
ALDO ROJAS APL	03/16/2017

AS-BUILTS ACCEPTED BY _____ DATE _____

POSTED BY _____ DATE _____

POSTING QC'D BY _____ DATE _____

CONSTRUCTION

INSPECTOR _____

FOREMAN MANUEL ACOSTA APL

REVIEWED BY _____

PERMIT INFORMATION

CITY OF LAS VEGAS, NV

TAX CODE 02-0200

ISOLATION AREA	W.R. NO.
095	3021514
LOCATION	ATLAS #/TILE #
T20S R61E SEC 32 M.D.M.	x618y514

ENGINEER/TECH: ARIANA ALANIZ	PHONE: 702-365-2027
ACCOUNT REP:	PHONE:
PROJECT CONTACT: ARIANA ALANIZ	PHONE: 702-365-2027
SHEET NO: 2 OF 15 / SCALE: N.T.S.	DATE: 01/07/16
DWN. BY: ZONE ENG. / CHKD. BY:	APPVD. BY:

TITLE

GIR-CLV-PINTO & SHETLAND - STEEL REPLACEMENT

MATERIAL LIST FOR INLET OUTLET TIE-IN

ITEM#	QTY. (DESIGN)	QTY. (AS-BUILT)	STOCK ID#	DESCRIPTION
1	1		140-5375	Tee Steel Weld 4" STD WT Grade B NMDA
2	1		160-8163	Transition 4" Fitting Steel PE NMDA
3	1		140-3309	Cap Steel Weld 4" STD WT Grade B 49 CFR NMDA
4	1		251-2406	5-TERM CP TEST STATION
5				

1

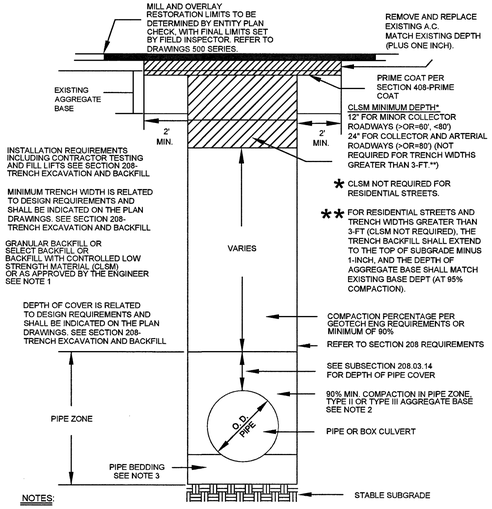

NOTES:

1. NO STONES OR LUMPS GREATER THAN 3" PERMITTED IN TRENCH 2' OR LESS IN WIDTH.
2. TRENCH WIDTH, BEDDING, SUBGRADE AND PIPE ZONE REQUIREMENTS FOR UTILITY INSTALLATIONS SHALL CONFORM TO THE RESPECTIVE ENTITY REQUIREMENTS.
3. CRUSHED ROCK MAY BE USED FOR PIPE BEDDING ONLY IF MATERIAL USE HAS BEEN SPECIFICALLY APPROVED BY THE GOVERNING AGENCY. SEE STANDARD DRAWING NO. 505 FOR PIPE BEDDING METHODS.
4. LAS VEGAS VALLEY WATER DISTRICT REQUIRES PIPE BEDDING AND BACKFILL WITHIN THE PIPE ZONE TO BE OF THE SAME MATERIAL.

RTC STD DWG 503

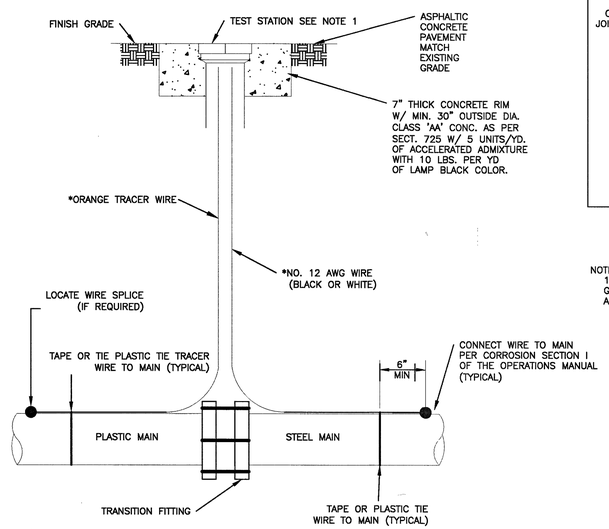

*WIRES SHOULD BE LONG ENOUGH TO EXTEND AT LEAST 2 FEET ABOVE GRADE

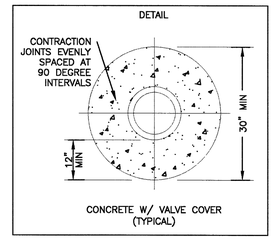

NOTE:
1. VALVE BOX SHALL BE ADJUSTED TO THE FINISHED GRADE PRIOR TO PLACING OF THE CONCRETE OF ASPHALTIC CONCRETE SURFACE.

* WIRES SHOULD BE LONG ENOUGH TO EXTEND AT LEAST 2 FEET ABOVE GRADE

DETAIL "245"
PLASTIC TO STEEL TEST STATION

CATHODIC PROTECTION NOTES:

1. CONTACT CP SUPERVISOR AT (702) 365-2359 AND CP DEPARTMENT AT (702) 365-2388 AT LEAST 48 HOURS PRIOR TO COORDINATE INSTALLATION
2. THIS WR AFFECTS THE FOLLOWING CP AREAS:
   CPID#: R19 2nd B
   WMIS#: 21DCP0021175
3. INSTALL CP TEST STATION. SEE DETAIL "B" ON SHEET 13 AND DETAIL "254" ON THIS SHEET.

CP READ: _____

SIGNATURE: _____

FOR STEEL ONLY:

PIPE TO SOIL _____

ANODE INSTALLED?

YES ☐ NO ☐

IF YES, PIPE TO SOIL_____

TYPE OF PIPE COATING

2 ☐ TAR WRAP
3 ☐ ASPHALT
4 ☐ PRITEC
6 ☐ FUSION BONDED EPOXY
8 ☐ PLASTIC TAPE WRAP
9 ☐ EXTRUDED POLY COATING
10 ☐ OTHER

CONDITION OF PIPE COATING

E ☐ EXCELLENT
G ☐ GOOD
F ☐ FAIR
P ☐ POOR
N ☐ NO COATING

CONDITION OF PIPE

IF EXPOSED. EXTERNAL	IF CUT OR COUPON. INTERNAL
EG ☐ GOOD	☐ IG
ESC ☐ SLIGHT CORROSION	☐ ISC
EHC ☐ HEAVY CORROSION	☐ IHC

WELDS CUT OUT:

WELD PROCEDURES USED:

SIGNATURE _____

DATE _____

AS-BUILT DRAWING-PRESSURE TEST DATA

PIPE DIA. _____ TEST MEDIUM: ☐ AIR ☐ NITROGEN ☐ WATER ☐ SOAP — TEST METHOD: ☐ GAUGE ☐ CHART
PIPE LENGTH _____
PIPE TYPE _____ GAUGE/ PRESS REC SN#
MIN. DURATION _____ START _____ END _____
TEST PRES. (PSIG) _____
TIME _____
DATE _____
PERFORMED BY _____

Know what's **below.** **Call** before you dig.

PK 12 20 16

REPLOT

NO.	DESCRIPTION	BY	DATE	APPVD.
1	REVISED PROP ALIGNMENT & UPDATE QTYS	AA	5/4/16	
	REV. 1 DECLINED BY THE CITY			
	NEW 2" PE '16 WILL BE ABANDONED IN PLACE			
2	REVISED LOCATION BASED ON REV. 1 COMMENTS	AA	12/12/2016	

REVISIONS

SOUTHWEST GAS CORPORATION

TAX CODES	UNIT NO.	UNIT TYPE	INSTL. (PROPOSED)	RETIRED (PROPOSED)	INSTL. (COMPLETED)	RETIRED (COMPLETED)

PROPERTY UNITS

SEE SHEET 2

AS-BUILT DRAWING-PRESSURE TEST DATA (SEE SHEET 2)

VISUAL INSPECTION CERTIFICATION
I HAVE VISUALLY INSPECTED ALL HEATED FUSIONS, SOLVENT CEMENT, MECHANICAL JOINTS, AND WELDS THAT I HAVE PERFORMED
NAME _____ DATE _____
AS-BUILTS ACCEPTED BY _____ DATE _____
POSTED BY _____ DATE _____
POSTING QC'D BY _____ DATE _____

CONSTRUCTION
INSPECTOR _____
FOREMAN _____
REVIEWED BY _____

PERMIT INFORMATION
CITY OF LAS VEGAS, NV
TAX CODE 02-0200

ISOLATION AREA	W.R. NO.
095	3021514
LOCATION	ATLAS #/TILE #
T20S R61E SEC 32 M.D.M.	x618y514

ENGINEER/TECH: ARIANA ALANIZ		PHONE: 702-365-2027
ACCOUNT REP:		PHONE:
PROJECT CONTACT: ARIANA ALANIZ		PHONE: 702-365-2027
SHEET NO: 3 OF 15	SCALE: N.T.S.	DATE: 01/07/16
DWN. BY: ZONE ENG.	CHKD. BY:	APPVD. BY:

TITLE

GIR-CLV-PINTO & SHETLAND - STEEL REPLACEMENT

MATCHLINE - SEE SHEET 12 FOR CONTINUATION

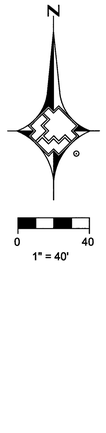

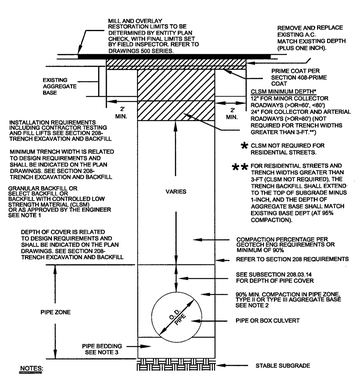

NOTES:

1. NO STONES OR LUMPS GREATER THAN 3" PERMITTED IN TRENCH 2' OR LESS IN WIDTH.
2. TRENCH WIDTH, BEDDING, SUBGRADE AND PIPE ZONE REQUIREMENTS FOR UTILITY INSTALLATIONS SHALL CONFORM TO THE RESPECTIVE ENTITY REQUIREMENTS.
3. CRUSHED ROCK MAY BE USED FOR PIPE BEDDING ONLY IF MATERIAL USE HAS BEEN SPECIFICALLY APPROVED BY THE GOVERNING AGENCY. SEE STANDARD DRAWING NO. 505 FOR PIPE BEDDING METHODS.
4. LAS VEGAS VALLEY WATER DISTRICT REQUIRES PIPE BEDDING AND BACKFILL WITHIN THE PIPE ZONE TO BE OF THE SAME MATERIAL.

RTC STD DWG 503

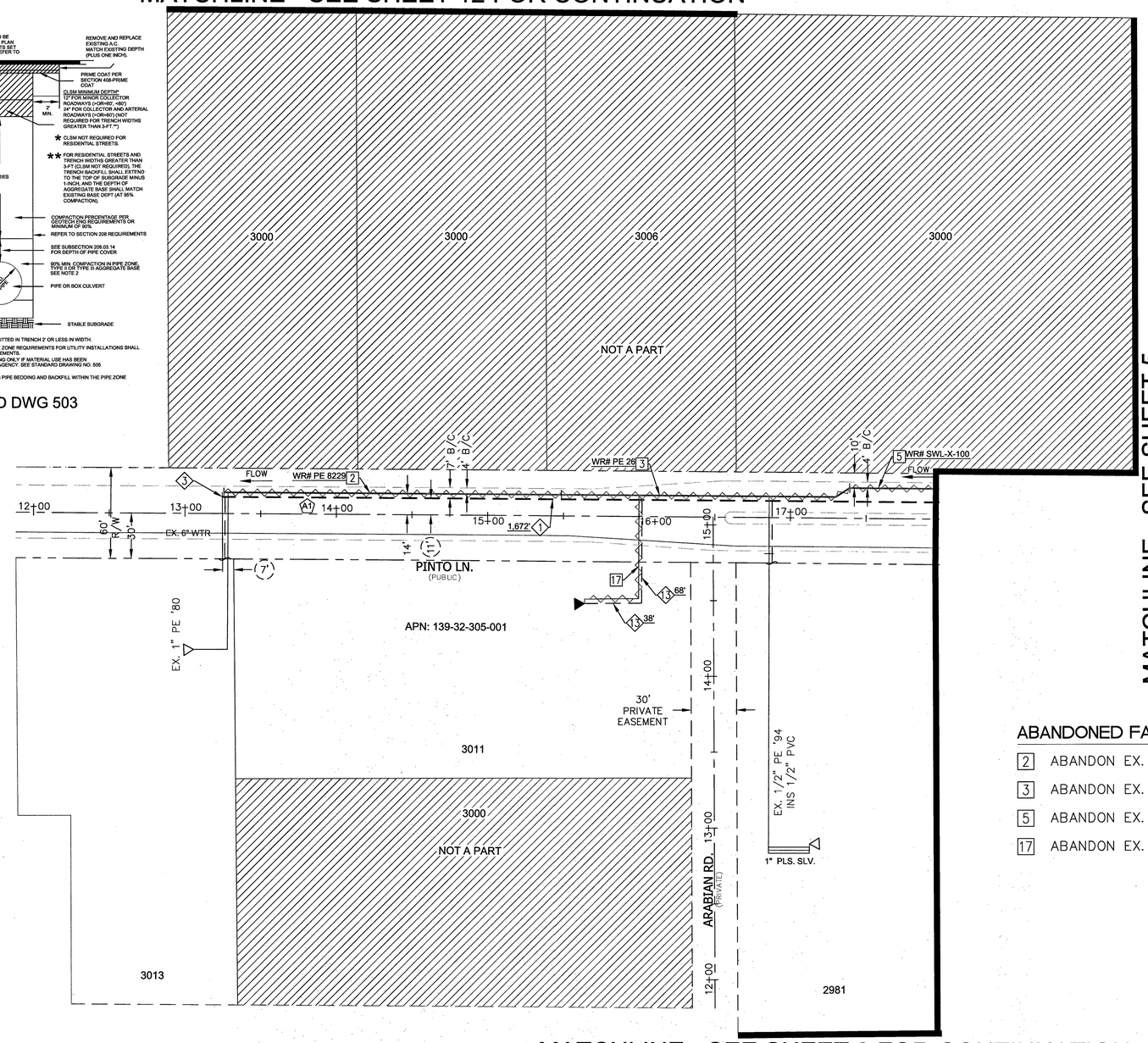

MATCHLINE - SEE SHEET 5 FOR CONTINUATION

MATCHLINE - SEE SHEET 9 FOR CONTINUATION

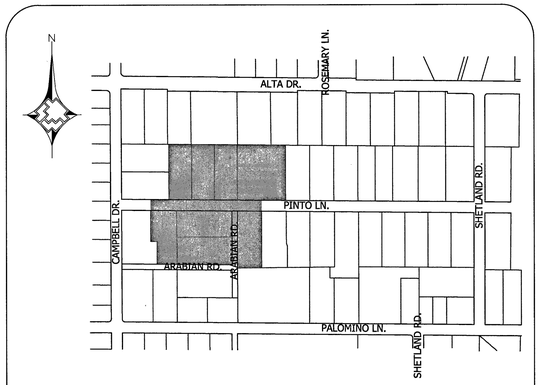

VICINITY MAP
N.T.S.

LEGEND:

- EXISTING GAS LINE
- GAS LINE TO BE ABANDONED
- EXISTING GAS SERVICE
- PROPOSED MAIN GAS LINE (NEW)
- PROPOSED SERVICE LATERAL (NEW)
- PROPOSED SERVICE LINE (NEW)
- RIGHT OF WAY LINE
- STREET CENTERLINE
- PROPERTY LINE
- BACK OF CURB
- MATCHLINE
- EASEMENT
- EXISTING ANODELESS RISER
- EXISTING ANODE RISER
- EXISTING GAS LIGHT
- EXISTING GAS VALVE

ABANDONED FACILITIES:

- 2 ABANDON EX. 2" PE '80 MOP 43#
- 3 ABANDON EX. 2" PVC '58 MOP 43#
- 5 ABANDON EX. 2" STL '57 MOP 43#
- 17 ABANDON EX. 1/2" PE '77 SVC

PROPOSED FACILITIES:

- 1 PROP. 2" PE MAIN
- 3 PROP. 2" PE CAP (140-3060)
- 13 PROP. 1" PE SVC

RTC NOTES:

PAVEMENT REPAIR SHALL CONFORM TO RTC STANDARD(S):

- A1 500.4
- A3 503

811 Know what's **below.** **Call** before you dig.

NO.	DESCRIPTION	BY	DATE	APPVD.
1.				
2.				
3.				
4.				

REVISIONS

SOUTHWEST GAS CORPORATION

TAX CODES	UNIT NO.	UNIT TYPE	INSTL. (PROPOSED)	RETIRED (PROPOSED)	INSTL. (COMPLETED)	RETIRED (COMPLETED)

PROPERTY UNITS

SEE SHEET 2

AS-BUILT DRAWING-PRESSURE TEST DATA

PIPE DIA. ____ TEST MEDIUM: ☐ AIR ☐ NITROGEN ☐ WATER ☐ SOAP
PIPE LENGTH ____ TEST METHOD: ☐ GAUGE ☐ CHART
PIPE TYPE ____ GAUGE/PRESS REC SN#
MIN. DURATION ____ START ____ END ____
TEST PRES. (PSIG) ____
TIME ____
DATE ____
PERFORMED BY ____

SEE SHEET 2

VISUAL INSPECTION CERTIFICATION

I HAVE VISUALLY INSPECTED ALL HEATED FUSIONS, SOLVENT CEMENT, MECHANICAL JOINTS, AND WELDS THAT I HAVE PERFORMED

NAME ____ DATE ____

SEE SHEET 2

AS-BUILTS ACCEPTED BY ____ DATE ____
POSTED BY ____ DATE ____
POSTING QC'D BY ____ DATE ____

CONSTRUCTION

INSPECTOR ____
FOREMAN ____
REVIEWED BY ____

SEE SHEET 2

PERMIT INFORMATION
CITY OF LAS VEGAS, NV

TAX CODE
02-0200

ISOLATION AREA	W.R. NO.
095	3021514
LOCATION	ATLAS #/TILE #
T20S R61E SEC 32 M.D.M.	x618y514

ENGINEER/TECH: ARIANA ALANIZ		PHONE: 702-365-2027
ACCOUNT REP:		PHONE:
PROJECT CONTACT: ARIANA ALANIZ		PHONE: 702-365-2027
SHEET NO: 4 OF 15	SCALE: 1" = 40'	DATE: 01/07/16
DWN. BY: ZONE ENG.	CHKD. BY:	APPVD. BY:

TITLE

GIR-CLV-PINTO & SHETLAND - STEEL REPLACEMENT

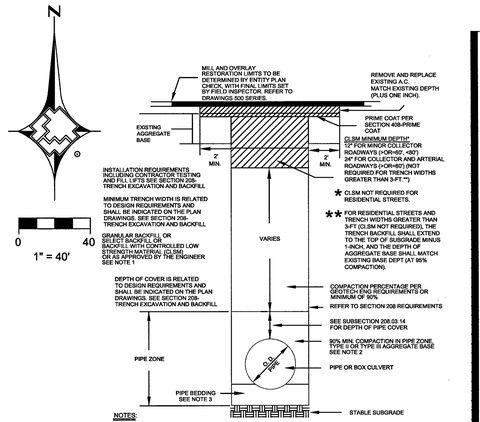

RTC STD DWG 503

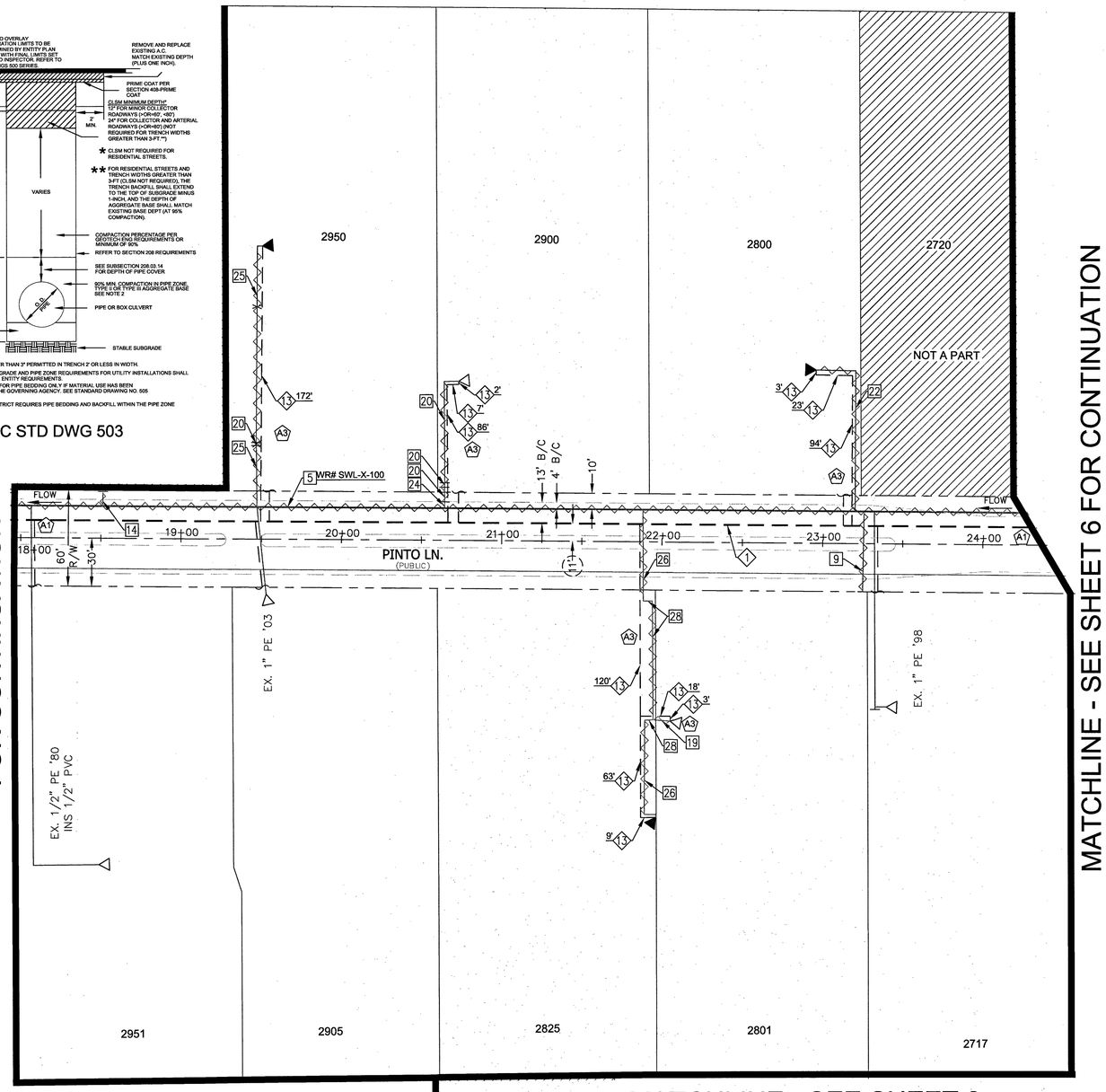

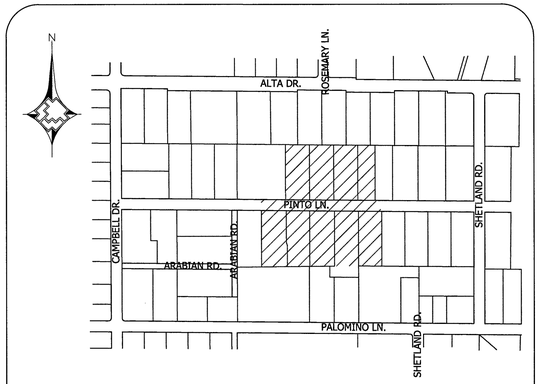

VICINITY MAP
N.T.S.

LEGEND:

- EXISTING GAS LINE
- GAS LINE TO BE ABANDONED
- EXISTING GAS SERVICE
- PROPOSED MAIN GAS LINE (NEW)
- PROPOSED SERVICE LATERAL (NEW)
- PROPOSED SERVICE LINE (NEW)
- RIGHT OF WAY LINE
- STREET CENTERLINE
- PROPERTY LINE
- BACK OF CURB
- MATCHLINE
- EASEMENT
- EXISTING ANODELESS RISER
- EXISTING ANODE RISER
- EXISTING GAS LIGHT
- EXISTING GAS VALVE

ABANDONED FACILITIES:

- 5 ABANDON EX. 2" STL '57 MOP 43#
- 9 ABANDON EX. 1/2" PVC '62 SVC
- 14 ABANDON EX. 3/4" STL '74 SVC
- 19 ABANDON EX. 1/2" PE '89 SVC
- 20 ABANDON EX. 1/2" PE '99 SVC
- 22 ABANDON EX. 1/2" PVC '60 SVC
- 24 ABANDON EX. 1/2" PVC '67 SVC
- 25 ABANDON EX. 1/2" PVC '69 SVC
- 26 ABANDON EX. 1/2" PVC '71 SVC
- 28 ABANDON EX. 1/2" PVC '75 SVC

PROPOSED FACILITIES:

- 1 PROP. 2" PE MAIN
- 13 PROP. 1" PE SVC

RTC NOTES:

PAVEMENT REPAIR SHALL CONFORM TO RTC STANDARD(S):

- A1 500.4
- A3 503

Know what's **below.** **Call** before you dig.

NO.	DESCRIPTION	BY	DATE	APPVD.
1.				
2.				
3.				
4.				

REVISIONS

SOUTHWEST GAS CORPORATION

TAX CODES	UNIT NO.	UNIT TYPE	INSTL. PROPOSED	RETIRED PROPOSED	INSTL. COMPLETED	RETIRED COMPLETED

PROPERTY UNITS

SEE SHEET 2

AS-BUILT DRAWING-PRESSURE TEST DATA

PIPE DIA. ____ TEST MEDIUM: ☐ AIR ☐ NITROGEN ☐ WATER ☐ SOAP
TEST METHOD: ☐ GAUGE ☐ CHART
PIPE LENGTH ____
PIPE TYPE ____ GAUGE/ PRESS REC SN# ____
MIN. DURATION ____
TEST PRES. (PSIG) ____ START ____ END ____
TIME ____
DATE ____
PERFORMED BY ____

VISUAL INSPECTION CERTIFICATION

I HAVE VISUALLY INSPECTED ALL HEATED FUSIONS, SOLVENT CEMENT, MECHANICAL JOINTS, AND WELDS THAT I HAVE PERFORMED

NAME ____ DATE ____

AS-BUILTS ACCEPTED BY ____ DATE ____
POSTED BY ____ DATE ____
POSTING QC'D BY ____ DATE ____

CONSTRUCTION

INSPECTOR ____
FOREMAN ____
REVIEWED BY ____

PERMIT INFORMATION
CITY OF LAS VEGAS, NV

TAX CODE
02-0200

ISOLATION AREA	W.R. NO.
095	3021514
LOCATION	ATLAS #/TILE #
T20S R61E SEC 32 M.D.M.	x618y514

ENGINEER/TECH: ARIANA ALANIZ	PHONE: 702-365-2027
ACCOUNT REP:	PHONE:
PROJECT CONTACT: ARIANA ALANIZ	PHONE: 702-365-2027
SHEET NO: 5 OF 15 SCALE: 1" = 40'	DATE: 01/07/16
DWN. BY: ZONE ENG. CHKD. BY:	APPVD. BY:

TITLE

GIR-CLV-PINTO & SHETLAND - STEEL REPLACEMENT

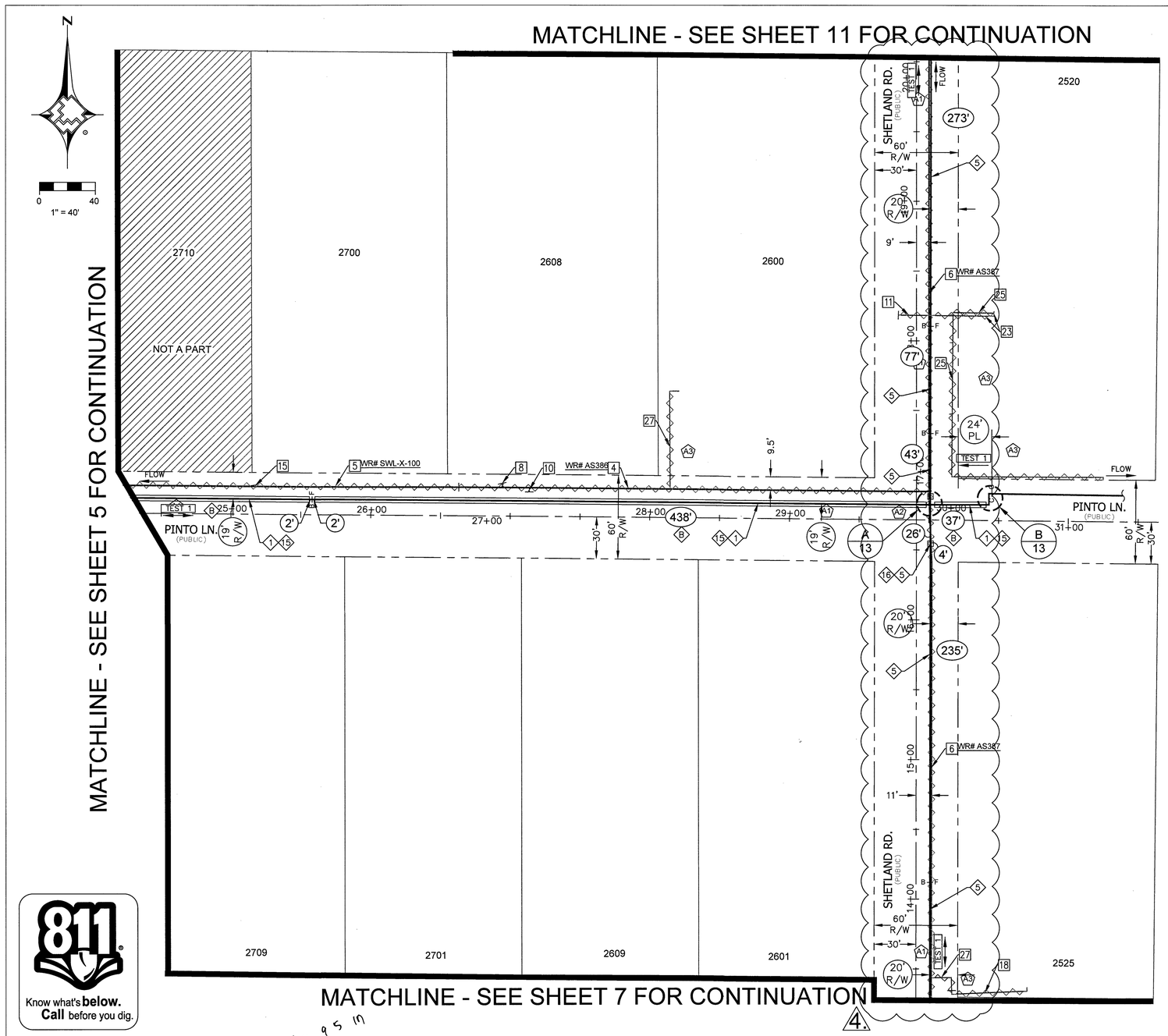

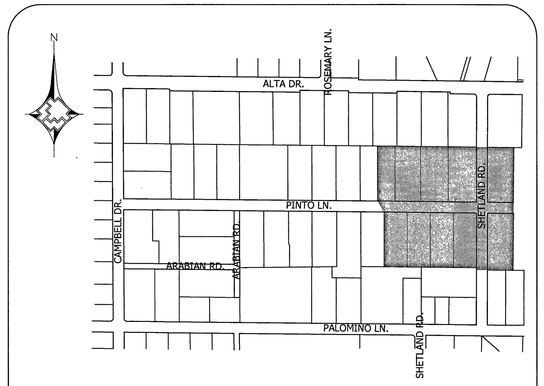

VICINITY MAP
N.T.S.

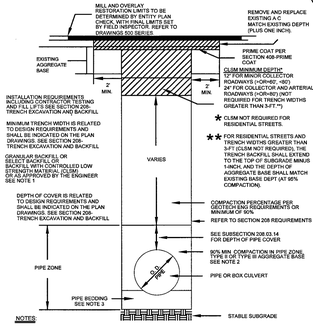

NOTES:

1. NO STONES OR LUMPS GREATER THAN 3" PERMITTED IN TRENCH 2' OR LESS IN WIDTH
2. TRENCH WIDTH, BEDDING, SUBGRADE AND PIPE ZONE REQUIREMENTS FOR UTILITY INSTALLATIONS SHALL CONFORM TO THE RESPECTIVE ENTITY REQUIREMENTS.
3. CRUSHED ROCK MAY BE USED FOR PIPE BEDDING ONLY IF MATERIAL USE HAS BEEN SPECIFICALLY APPROVED BY THE GOVERNING AGENCY. SEE STANDARD DRAWING NO. 505 FOR PIPE BEDDING METHODS
4. LAS VEGAS VALLEY WATER DISTRICT REQUIRES PIPE BEDDING AND BACKFILL WITHIN THE PIPE ZONE TO BE OF THE SAME MATERIAL.

RTC STD DWG 503

LEGEND:

- EXISTING GAS LINE
- GAS LINE TO BE ABANDONED
- EXISTING GAS SERVICE
- PROPOSED MAIN GAS LINE (NEW)
- PROPOSED SERVICE LATERAL (NEW)
- PROPOSED SERVICE LINE (NEW)
- RIGHT OF WAY LINE
- STREET CENTERLINE
- PROPERTY LINE
- BACK OF CURB
- MATCHLINE
- EASEMENT
- EXISTING ANODELESS RISER
- EXISTING ANODE RISER
- EXISTING GAS LIGHT
- EXISTING GAS VALVE

NEW FACILITIES:

- (1) NEW 2" PE MAIN – 479'
- (5) NEW 4" PE MAIN – 658"
- (15) NEW 3" PE SLEEVING (100–8075) – 475'
- (16) NEW 6" PE SLEEVING (100–8066) – 4'
- (B) BORE

B–F BUTT FUSION

RTC NOTES:

PAVEMENT REPAIR SHALL CONFORM TO RTC STANDARD(S):

- (A1) 500.4
- (A2) 500.5
- (A3) 503

REPLOT

Know what's **below.** **Call** before you dig.

NO.	DESCRIPTION	BY	DATE	APPVD.
4.	AS-BUILT SUBMITTAL FOR FINAL CLOSE	SWG	8/9/17	

REVISIONS

SOUTHWEST GAS CORPORATION

TAX CODES	UNIT NO.	UNIT TYPE	INSTL.	RETIRED	INSTL.	RETIRED
			PROPOSED		COMPLETED	

PROPERTY UNITS

SEE SHEET 2

AS-BUILT DRAWING-PRESSURE TEST DATA

PIPE DIA. ____
PIPE LENGTH ____
PIPE TYPE ____
MIN. DURATION ____
TEST PRES. (PSIG) ____
TIME ____
DATE ____
PERFORMED BY ____

TEST MEDIUM: ☐ AIR ☐ NITROGEN ☐ WATER ☐ SOAP
TEST METHOD: ☐ GAUGE ☐ CHART
GAUGE/ PRESS REC SN#
START ____ END ____

VISUAL INSPECTION CERTIFICATION

I HAVE VISUALLY INSPECTED ALL HEATED FUSIONS, SOLVENT CEMENT, MECHANICAL JOINTS, AND WELDS THAT I HAVE PERFORMED

NAME ____ DATE ____

AS-BUILTS ACCEPTED BY ____ DATE ____
POSTED BY ____ DATE ____
POSTING QC'D BY ____ DATE ____

CONSTRUCTION

INSPECTOR ____
FOREMAN ____
REVIEWED BY ____

PERMIT INFORMATION

CITY OF LAS VEGAS, NV

TAX CODE
02-0200

ISOLATION AREA	W.R. NO.
095	3021514
LOCATION	ATLAS #/TILE #
T20S R61E SEC 32 M.D.M.	x618y514

ENGINEER/TECH: ARIANA ALANIZ		PHONE: 702-365-2027
ACCOUNT REP:		PHONE:
PROJECT CONTACT: ARIANA ALANIZ		PHONE: 702-365-2027
SHEET NO: 6 OF 15	SCALE: 1" = 40'	DATE: 01/07/16
DWN. BY: ZONE ENG.	CHKD. BY:	APPVD. BY:

TITLE

GIR-CLV-PINTO & SHETLAND - STEEL REPLACEMENT

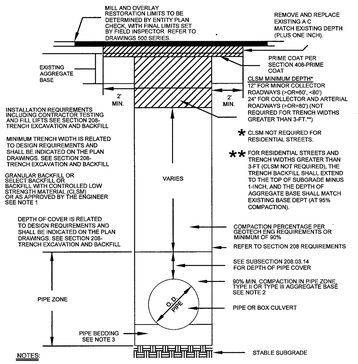

RTC STD DWG 503

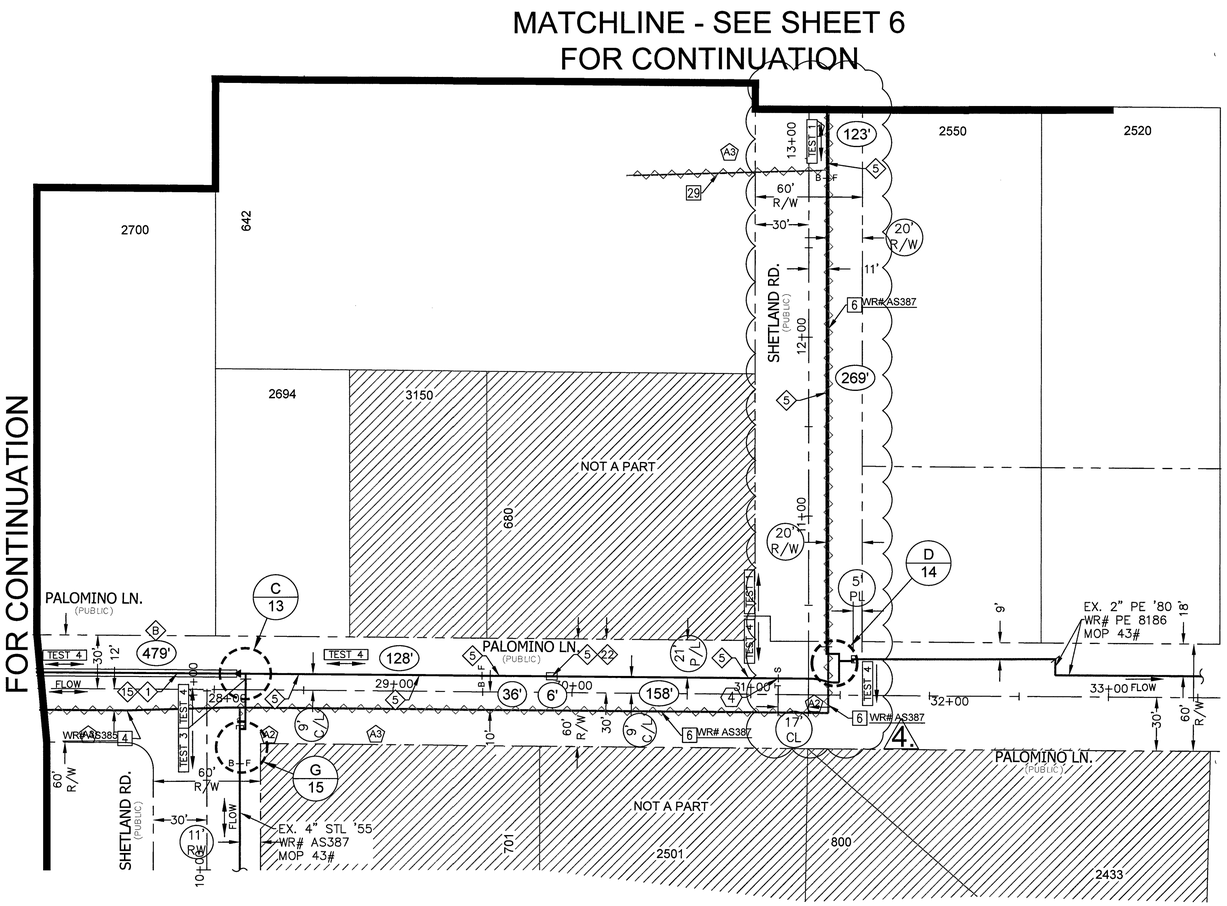

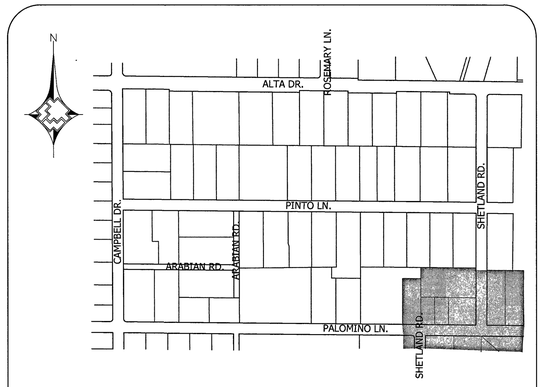

VICINITY MAP
N.T.S.

LEGEND:

- EXISTING GAS LINE
- GAS LINE TO BE ABANDONED
- EXISTING GAS SERVICE
- PROPOSED MAIN GAS LINE (NEW)
- PROPOSED SERVICE LATERAL (NEW)
- PROPOSED SERVICE LINE (NEW)
- RIGHT OF WAY LINE
- STREET CENTERLINE
- PROPERTY LINE
- BACK OF CURB
- MATCHLINE
- EASEMENT
- EXISTING ANODELESS RISER
- EXISTING ANODE RISER
- EXISTING GAS LIGHT
- EXISTING GAS VALVE

NEW FACILITIES:

- (1) NEW 2" PE MAIN – 479'
- (5) NEW 4" MAIN – 720'
- (15) NEW 3" PE SLEEVING (100% OF 5) – 479'
- (22)
- (B) BORE

B–F BUTT FUSION

RTC NOTES:

PAVEMENT REPAIR SHALL CONFORM TO RTC STANDARD(S):

- (A1) 500.4
- (A2) 500.5
- (A3) 503

NEW FACILITIES:

- (4) CP TEST STATION (251–2406) – 1

Know what's **below.** **Call** before you dig.

REPLOT

NO.	DESCRIPTION	BY	DATE	APPVD.
4.	AS-BUILT SUBMITTAL FOR FINAL CLOSE	SWG	8/9/17	

REVISIONS

SOUTHWEST GAS CORPORATION

TAX CODES	UNIT NO.	UNIT TYPE	INSTL. (PROPOSED)	RETIRED (PROPOSED)	INSTL. (COMPLETED)	RETIRED (COMPLETED)

PROPERTY UNITS

SEE SHEET 2

AS-BUILT DRAWING-PRESSURE TEST DATA

PIPE DIA. ____ TEST MEDIUM: ☐ AIR ☐ NITROGEN ☐ WATER ☐ SOAP
PIPE LENGTH ____ TEST METHOD: ☐ GAUGE ☐ CHART
PIPE TYPE ____ GAUGE/PRESS REC SN#
MIN. DURATION ____ START ____ END ____
TEST PRES. (PSIG) ____
TIME ____
DATE ____
PERFORMED BY ____

VISUAL INSPECTION CERTIFICATION

I HAVE VISUALLY INSPECTED ALL HEATED FUSIONS, SOLVENT CEMENT, MECHANICAL JOINTS, AND WELDS THAT I HAVE PERFORMED

NAME ____ DATE ____

AS-BUILTS ACCEPTED BY ____ DATE ____
POSTED BY ____ DATE ____
POSTING QC'D BY ____ DATE ____

CONSTRUCTION

INSPECTOR ____
FOREMAN ____
REVIEWED BY ____

PERMIT INFORMATION
CITY OF LAS VEGAS, NV

TAX CODE
02-0200

ISOLATION AREA	W.R. NO.
095	3021514
LOCATION	ATLAS #/TILE #
T20S R61E SEC 32 M.D.M.	x618y514

ENGINEER/TECH: ARIANA ALANIZ	PHONE: 702-365-2027
ACCOUNT REP:	PHONE:
PROJECT CONTACT: ARIANA ALANIZ	PHONE: 702-365-2027
SHEET NO: 7 OF 15 / SCALE: 1" = 40'	DATE: 01/07/16
DWN. BY: ZONE ENG. / CHKD. BY:	APPVD. BY:

TITLE

GIR-CLV-PINTO & SHETLAND - STEEL REPLACEMENT

N

0 40

1" = 40'

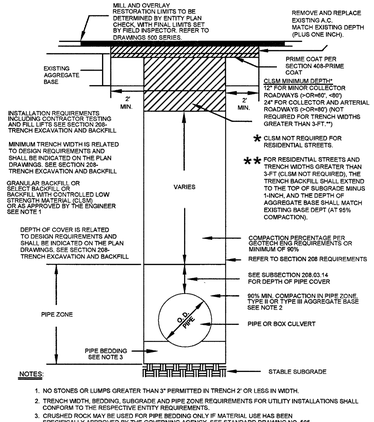

NOTES:

1. NO STONES OR LUMPS GREATER THAN 3" PERMITTED IN TRENCH 2' OR LESS IN WIDTH.
2. TRENCH WIDTH, BEDDING, SUBGRADE AND PIPE ZONE REQUIREMENTS FOR UTILITY INSTALLATIONS SHALL CONFORM TO THE RESPECTIVE ENTITY REQUIREMENTS.
3. CRUSHED ROCK MAY BE USED FOR PIPE BEDDING ONLY IF MATERIAL USE HAS BEEN SPECIFICALLY APPROVED BY THE GOVERNING AGENCY. SEE STANDARD DRAWING NO. 505 FOR PIPE BEDDING METHODS.
4. LAS VEGAS VALLEY WATER DISTRICT REQUIRES PIPE BEDDING AND BACKFILL WITHIN THE PIPE ZONE TO BE OF THE SAME MATERIAL.

RTC STD DWG 503

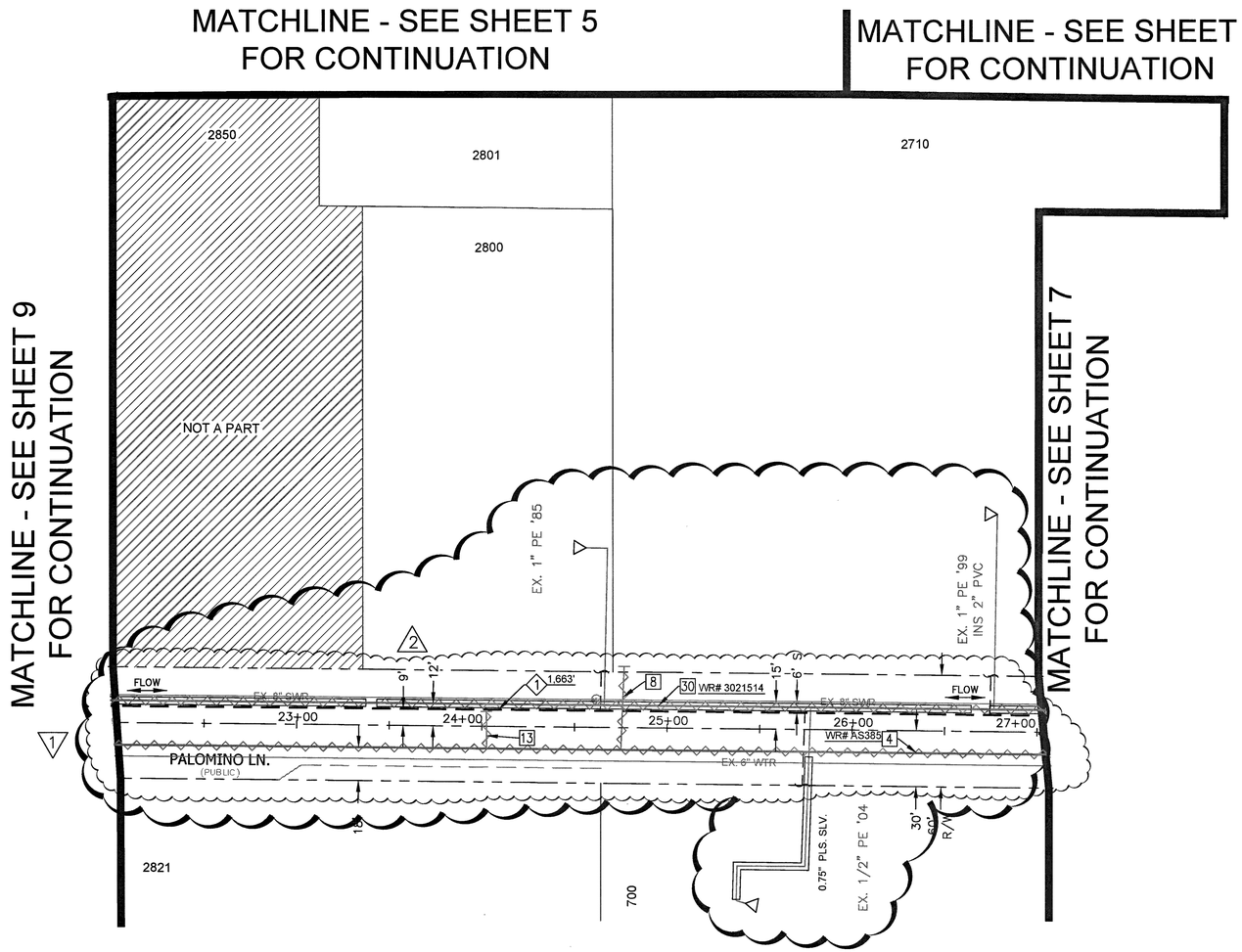

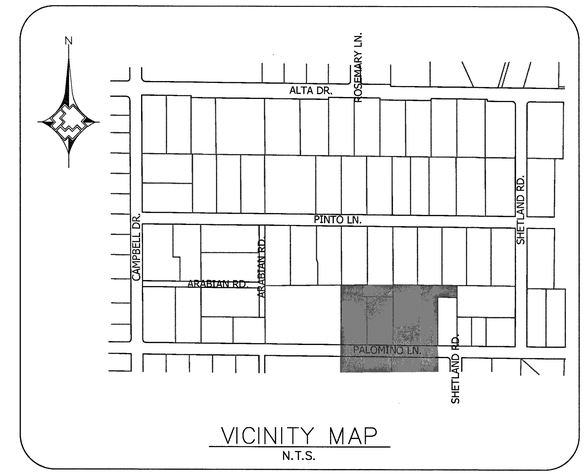

VICINITY MAP

N.T.S.

LEGEND:

- EXISTING GAS LINE
- GAS LINE TO BE ABANDONED
- EXISTING GAS SERVICE
- PROPOSED MAIN GAS LINE (NEW)
- PROPOSED SERVICE LATERAL (NEW)
- PROPOSED SERVICE LINE (NEW)
- RIGHT OF WAY LINE
- STREET CENTERLINE
- PROPERTY LINE
- BACK OF CURB
- MATCHLINE
- EASEMENT
- EXISTING ANODELESS RISER
- EXISTING ANODE RISER
- EXISTING GAS LIGHT
- EXISTING GAS VALVE

PROPOSED FACILITIES:

1 PROP. 2" PE MAIN

ABANDONED FACILITIES:

4 ABANDON EX. 2" STL '55 MOP 43#

13 ABANDON EX. 3/4" PVC '55 SVC

30 ABANDON EX. 2" PE '16 MOP 43# 2

RTC NOTES:

PAVEMENT REPAIR SHALL CONFORM TO RTC STANDARD(S):

A1 500.4

A3 503

811 Know what's **below.** **Call** before you dig.

PK 12 20 16

REPLOT

NO.	DESCRIPTION	BY	DATE	APPVD.
1	REVISED PROP ALIGNMENT & UPDATE QTYS	AA	5/4/16	
	REV. 1 DECLINED BY THE CITY			
	NEW 2" PE '16 WILL BE ABANDONED IN PLACE			
2	REVISED LOCATION BASED ON REV. 1 COMMENTS	AA	12/12/2016	

REVISIONS

SOUTHWEST GAS CORPORATION

TAX CODES	UNIT NO.	UNIT TYPE	INSTL. (PROPOSED)	RETIRED (PROPOSED)	INSTL. (COMPLETED)	RETIRED (COMPLETED)

PROPERTY UNITS

SEE SHEET 2

AS-BUILT DRAWING-PRESSURE TEST DATA

PIPE DIA. _____ TEST MEDIUM: ☐ AIR ☐ NITROGEN ☐ WATER ☐ DISCOAP

TEST METHOD: ☐ GAUGE ☐ CHART

PIPE LENGTH _____

PIPE TYPE _____

MIN. DURATION _____ GAUGE/PRESS REC SN# _____

START _____ END _____

TEST PRES. (PSIG) _____

TIME _____

DATE _____

PERFORMED BY _____

VISUAL INSPECTION CERTIFICATION

I HAVE VISUALLY INSPECTED ALL HEATED FUSIONS, SOLVENT CEMENT, MECHANICAL JOINTS, AND WELDS THAT I HAVE PERFORMED

NAME _____ DATE _____

AS-BUILTS ACCEPTED BY _____ DATE _____

POSTED BY _____ DATE _____

POSTING QC'D BY _____ DATE _____

CONSTRUCTION

INSPECTOR _____

FOREMAN _____

REVIEWED BY _____

PERMIT INFORMATION

CITY OF LAS VEGAS, NV

TAX CODE 02-0200

ISOLATION AREA	W.R. NO.
095	3021514

LOCATION	ATLAS #/TILE #
T20S R61E SEC 32 M.D.M.	x618y514

ENGINEER/TECH: ARIANA ALANIZ		PHONE: 702-365-2027
ACCOUNT REP:		PHONE:
PROJECT CONTACT: ARIANA ALANIZ		PHONE: 702-365-2027
SHEET NO: 8 OF 15	SCALE: 1"=40'	DATE: 01/07/16
DWN. BY: ZONE ENG.	CHKD. BY:	APPVD. BY:

TITLE

GIR-CLV-PINTO & SHETLAND - STEEL REPLACEMENT

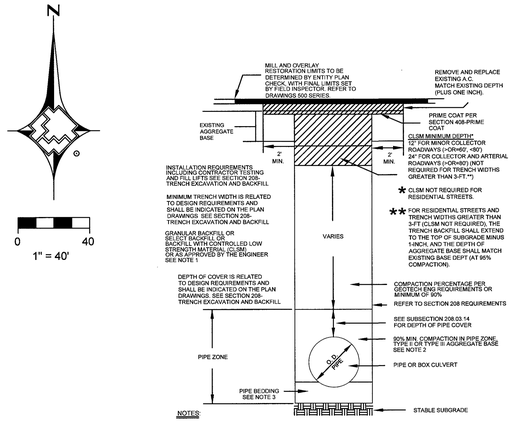

RTC STD DWG 503

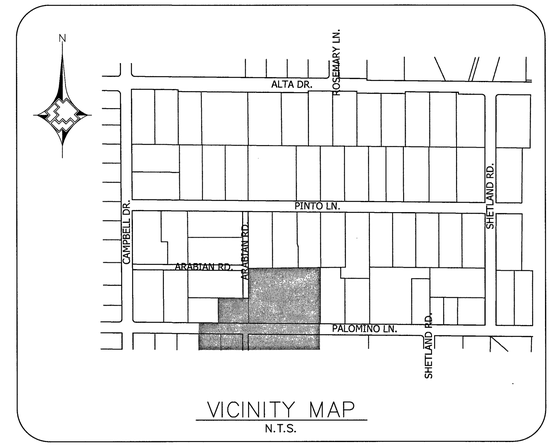

VICINITY MAP
N.T.S.

MATCHLINE - SEE SHEET 4 FOR CONTINUATION

MATCHLINE - SEE SHEET 5 FOR CONTINUATION

MATCHLINE - SEE SHEET 10 FOR CONTINUATION

MATCHLINE - SEE SHEET 8 FOR CONTINUATION

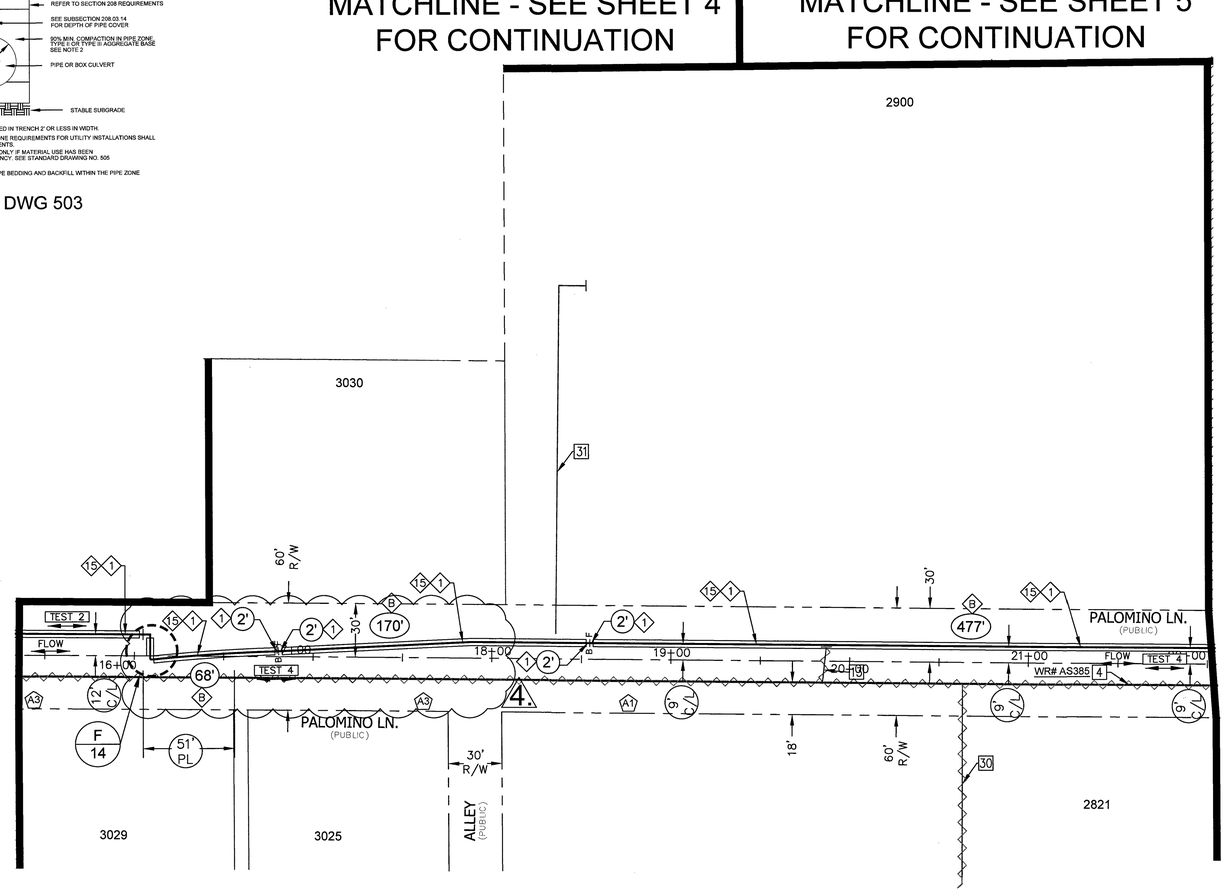

LEGEND:

- EXISTING GAS LINE
- GAS LINE TO BE ABANDONED
- EXISTING GAS SERVICE
- PROPOSED MAIN GAS LINE (NEW)
- PROPOSED SERVICE LATERAL (NEW)
- PROPOSED SERVICE LINE (NEW)
- RIGHT OF WAY LINE
- STREET CENTERLINE
- PROPERTY LINE
- BACK OF CURB
- MATCHLINE
- EASEMENT
- EXISTING ANODELESS RISER
- EXISTING ANODE RISER
- EXISTING GAS LIGHT
- EXISTING GAS VALVE

NEW FACILITIES:

- 1 NEW 2" PE MAIN – 723'
- 15 NEW 3" PE SLEEVING (100–8075) – 715'
- B BORE

B–F BUTT FUSION

RTC NOTES:

STANDARD(S):
PAVEMENT REPAIR SHALL CONFORM TO RTC

- A1 500.4
- A3 503

Know what's **below.** **Call** before you dig.

NO.	DESCRIPTION	BY	DATE	APPVD.
4.	AS-BUILT SUBMITTAL FOR FINAL CLOSE	SWG	8/9/17	

REVISIONS

SOUTHWEST GAS CORPORATION

TAX CODES	UNIT NO.	UNIT TYPE	INSTL.	RETIRED	INSTL.	RETIRED
			PROPOSED		COMPLETED	

PROPERTY UNITS

SEE SHEET 2

AS-BUILT DRAWING-PRESSURE TEST DATA

PIPE DIA. ____ TEST MEDIUM: ☐ AIR ☐ NITROGEN ☐ WATER ☐ SOAP — TEST METHOD: ☐ GAUGE ☐ CHART
PIPE LENGTH ____
PIPE TYPE ____
MIN. DURATION ____ GAUGE/PRESS REC SN# ____
START ____ END ____
TEST PRES. (PSIG) ____ ____
TIME ____ ____
DATE ____ ____
PERFORMED BY ____ ____

SEE SHEET 2

VISUAL INSPECTION CERTIFICATION
I HAVE VISUALLY INSPECTED ALL HEATED FUSIONS, SOLVENT CEMENT, MECHANICAL JOINTS, AND WELDS THAT I HAVE PERFORMED
NAME ____ DATE ____

SEE SHEET 2

AS-BUILTS ACCEPTED BY ____ DATE ____
POSTED BY ____ DATE ____
POSTING QC'D BY ____ DATE ____

CONSTRUCTION
INSPECTOR ____
FOREMAN ____
REVIEWED BY ____

SEE SHEET 2

PERMIT INFORMATION
CITY OF LAS VEGAS, NV

TAX CODE
02-0200

ISOLATION AREA	W.R. NO.
095	3021514
LOCATION	ATLAS #/TILE #
T20S R61E SEC 32 M.D.M.	x618y514

ENGINEER/TECH: ARIANA ALANIZ	PHONE: 702-365-2027
ACCOUNT REP:	PHONE:
PROJECT CONTACT: ARIANA ALANIZ	PHONE: 702-365-2027
SHEET NO: 9 OF 15 SCALE: 1" = 40'	DATE: 01/07/16
DWN. BY: ZONE ENG. CHKD. BY:	APPVD. BY:

TITLE

GIR-CLV-PINTO & SHETLAND - STEEL REPLACEMENT

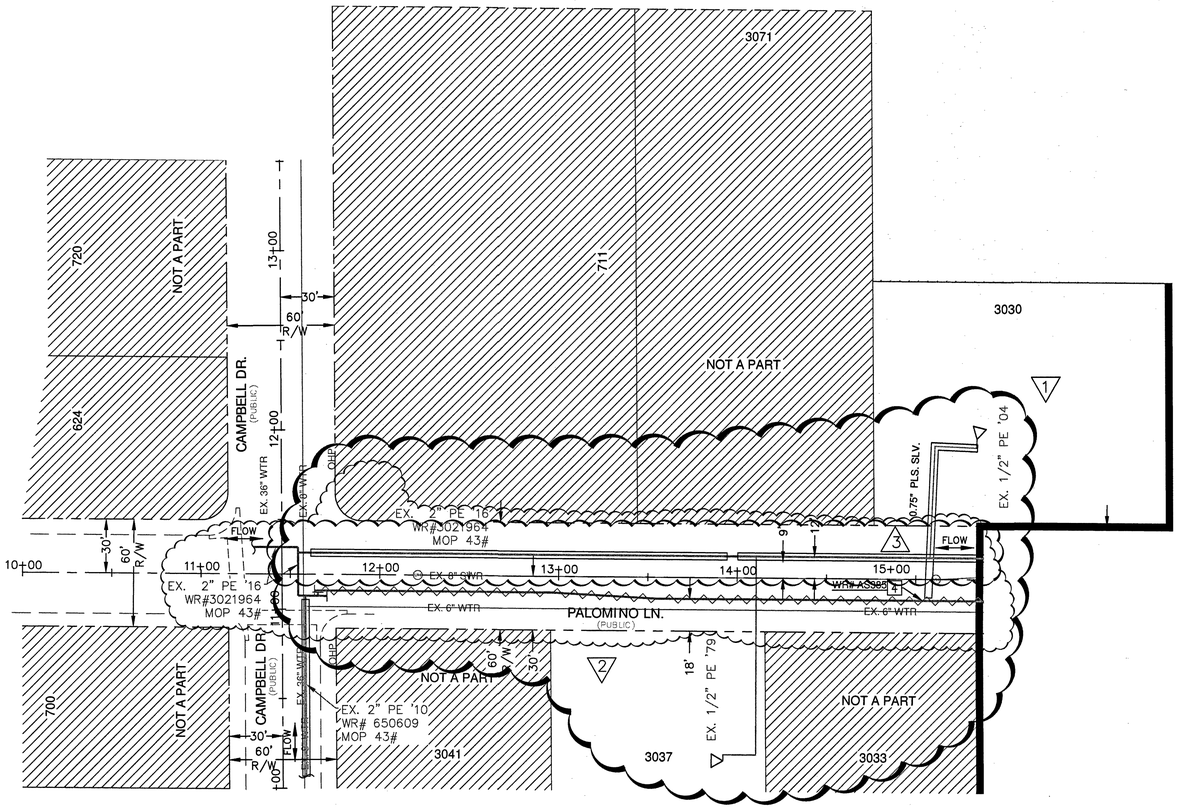

MATCHLINE - SEE SHEET 9
FOR CONTINUATION

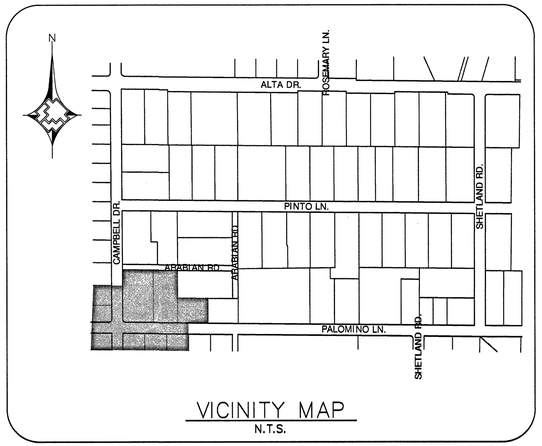

VICINITY MAP
N.T.S.

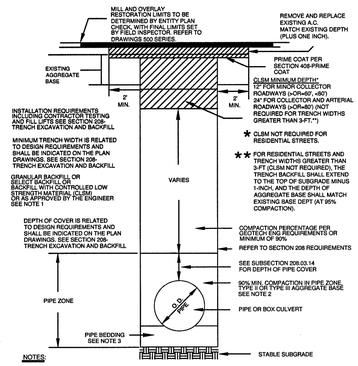

RTC STD DWG 503

LEGEND:

- EXISTING GAS LINE
- GAS LINE TO BE ABANDONED
- EXISTING GAS SERVICE
- PROPOSED MAIN GAS LINE (NEW)
- PROPOSED SERVICE LATERAL (NEW)
- PROPOSED SERVICE LINE (NEW)
- RIGHT OF WAY LINE
- STREET CENTERLINE
- PROPERTY LINE
- BACK OF CURB
- MATCHLINE
- EASEMENT
- EXISTING ANODELESS RISER
- EXISTING ANODE RISER
- EXISTING GAS LIGHT
- EXISTING GAS VALVE

PROPOSED FACILITIES:

1 PROP. 2" PE MAIN

2

ABANDONED FACILITIES:

4 ABANDON EX. 2" STL '55 MOP 43#

30 ABANDON EX. 2" PE '16 MOP 43#

RTC NOTES:

PAVEMENT REPAIR SHALL CONFORM TO RTC STANDARD(S):

A1 500.4

A2 500.5

A3 503

Know what's **below.** **Call** before you dig.

PK 3 7 17

REPLOT

NO.	DESCRIPTION	BY	DATE	APPVD.
7	REVISED PROP ALIGNMENT & UPDATE QTYS	AA	5/4/16	
	REV. 1 DECLINED BY THE CITY			
	NEW 2" PE '16 WILL BE ABANDONED IN PLACE			
~~8~~	~~REVISED LOCATION BASED ON REV. 1 COMMENTS~~	~~AA~~	~~12/18/2015~~	
9	REVISED TIE-IN SHEET 9	DF	02/28/2016	

REVISIONS

SOUTHWEST GAS CORPORATION

TAX CODES	UNIT NO.	UNIT TYPE	INSTL. (PROPOSED)	RETIRED (PROPOSED)	INSTL. (COMPLETED)	RETIRED (COMPLETED)
SEE SHEET 2						

PROPERTY UNITS

AS-BUILT DRAWING-PRESSURE TEST DATA

SEE SHEET 2

PIPE DIA. ____ TEST MEDIUM: ☐ AIR ☐ NITROGEN ☐ WATER ☐ SOAP — TEST METHOD: ☐ GAUGE ☐ CHART
PIPE LENGTH ____
PIPE TYPE ____
MIN. DURATION ____ GAUGE/PRESS REC SN#
START ____ END ____
TEST PRES. (PSIG) ____ ____
TIME ____ ____
DATE ____ ____
PERFORMED BY ____ ____

VISUAL INSPECTION CERTIFICATION

I HAVE VISUALLY INSPECTED ALL HEATED FUSIONS, SOLVENT CEMENT, MECHANICAL JOINTS, AND WELDS THAT I HAVE PERFORMED

NAME ____ DATE ____

SEE SHEET 2

AS-BUILTS ACCEPTED BY ____ DATE ____
POSTED BY ____ DATE ____
POSTING QC'D BY ____ DATE ____

CONSTRUCTION

INSPECTOR ____
FOREMAN ____
REVIEWED BY SEE SHEET 2

PERMIT INFORMATION
CITY OF LAS VEGAS, NV
TAX CODE
02-0200

ISOLATION AREA	W.R. NO.
095	3021514
LOCATION	ATLAS #/TILE #
T20S R61E SEC 32 M.D.M.	x618y514

ENGINEER/TECH: ARIANA ALANIZ — PHONE: 702-365-2027
ACCOUNT REP: — PHONE:
PROJECT CONTACT: ARIANA ALANIZ — PHONE: 702-365-2027
SHEET NO: 10 OF 15 — SCALE: 1"=40' — DATE: 01/07/16
DWN. BY: ZONE ENG. — CHKD. BY: — APPVD. BY:

TITLE

GIR-CLV-PINTO & SHETLAND - STEEL REPLACEMENT

N

0 40

1" = 40'

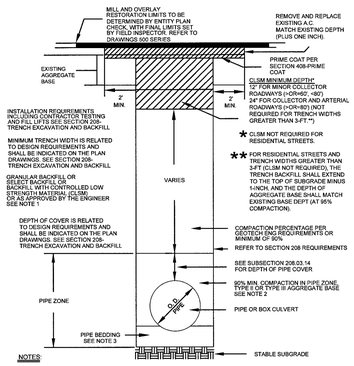

NOTES:

1. NO STONES OR LUMPS GREATER THAN 3" PERMITTED IN TRENCH 2' OR LESS IN WIDTH.
2. TRENCH WIDTH, BEDDING, SUBGRADE AND PIPE ZONE REQUIREMENTS FOR UTILITY INSTALLATIONS SHALL CONFORM TO THE RESPECTIVE ENTITY REQUIREMENTS.
3. CRUSHED ROCK MAY BE USED FOR PIPE BEDDING ONLY IF MATERIAL USE HAS BEEN SPECIFICALLY APPROVED BY THE GOVERNING AGENCY. SEE STANDARD DRAWING NO. 505 FOR PIPE BEDDING METHODS.
4. LAS VEGAS VALLEY WATER DISTRICT REQUIRES PIPE BEDDING AND BACKFILL WITHIN THE PIPE ZONE TO BE OF THE SAME MATERIAL.

RTC STD DWG 503

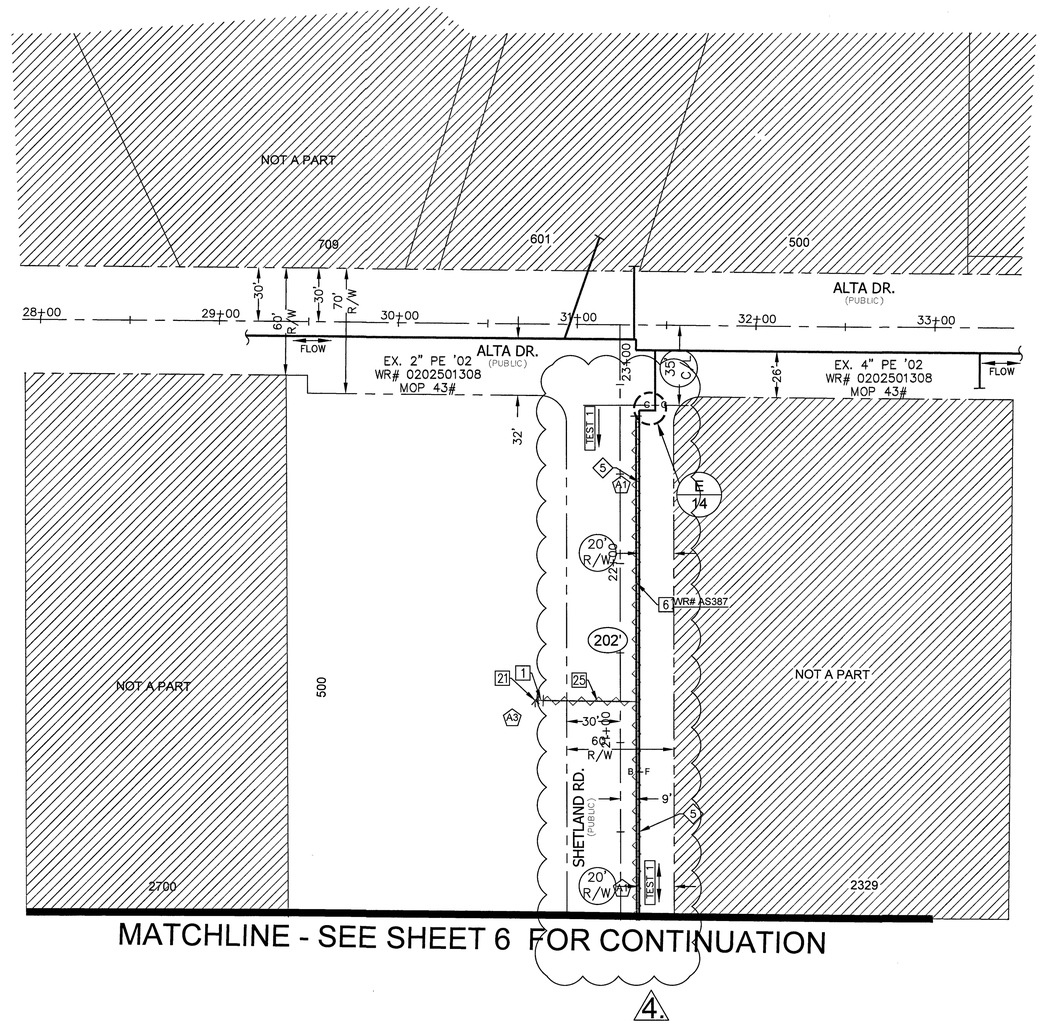

MATCHLINE - SEE SHEET 6 FOR CONTINUATION

4.

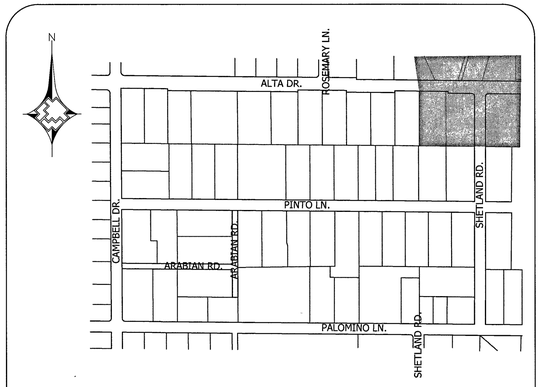

VICINITY MAP

N.T.S.

LEGEND:

- EXISTING GAS LINE
- GAS LINE TO BE ABANDONED
- EXISTING GAS SERVICE
- PROPOSED MAIN GAS LINE (NEW)
- PROPOSED SERVICE LATERAL (NEW)
- PROPOSED SERVICE LINE (NEW)
- RIGHT OF WAY LINE
- STREET CENTERLINE
- PROPERTY LINE
- BACK OF CURB
- MATCHLINE
- EASEMENT
- EXISTING ANODELESS RISER
- EXISTING ANODE RISER
- EXISTING GAS LIGHT
- EXISTING GAS VALVE

NEW FACILITIES:

(5) NEW 4" PE MAIN – 202'

BUTT FUSION

RTC NOTES:

PAVEMENT REPAIR SHALL CONFORM TO RTC STANDARD(S):

(A1) 500.4

(A3) 503

Know what's **below.** **Call** before you dig.

DK 9 5 17

REPLOT

NO.	DESCRIPTION	BY	DATE	APPVD.
4.	AS-BUILT SUBMITTAL FOR FINAL CLOSE	SWG	8/9/17	

REVISIONS

SOUTHWEST GAS CORPORATION

TAX CODES	UNIT NO.	UNIT TYPE	INSTL.	RETIRED	INSTL.	RETIRED
			PROPOSED		COMPLETED	

PROPERTY UNITS

SEE SHEET 2

AS-BUILT DRAWING-PRESSURE TEST DATA

PIPE DIA. ____ PIPE LENGTH ____ PIPE TYPE ____ MIN. DURATION ____

TEST MEDIUM: ☐ AIR ☐ NITROGEN ☐ WATER ☐ SOAP

TEST METHOD: ☐ GAUGE ☐ CHART

GAUGE/ PRESS REC SN#

TEST PRES. (PSIG) ____ START ____ END ____

TIME ____ DATE ____ PERFORMED BY ____

SEE SHEET 2

VISUAL INSPECTION CERTIFICATION

I HAVE VISUALLY INSPECTED ALL HEATED FUSIONS, SOLVENT CEMENT, MECHANICAL JOINTS, AND WELDS THAT I HAVE PERFORMED

NAME ____ DATE ____

SEE SHEET 2

AS-BUILTS ACCEPTED BY ____ DATE ____

POSTED BY ____ DATE ____

POSTING QC'D BY ____ DATE ____

CONSTRUCTION

INSPECTOR ____

FOREMAN ____

REVIEWED BY ____

SEE SHEET 2

PERMIT INFORMATION

CITY OF LAS VEGAS, NV

TAX CODE 02-0200

ISOLATION AREA	W.R. NO.
095	3021514

LOCATION	ATLAS #/TILE #
T20S R61E SEC 32 M.D.M.	x618y514

ENGINEER/TECH: ARIANA ALANIZ	PHONE: 702-365-2027
ACCOUNT REP:	PHONE:
PROJECT CONTACT: ARIANA ALANIZ	PHONE: 702-365-2027
SHEET NO: 11 OF 15 / SCALE: 1" = 40'	DATE: 01/07/16
DWN. BY: ZONE ENG. / CHKD. BY:	APPVD. BY:

TITLE

GIR-CLV-PINTO & SHETLAND - STEEL REPLACEMENT

N

0 40

1" = 40'

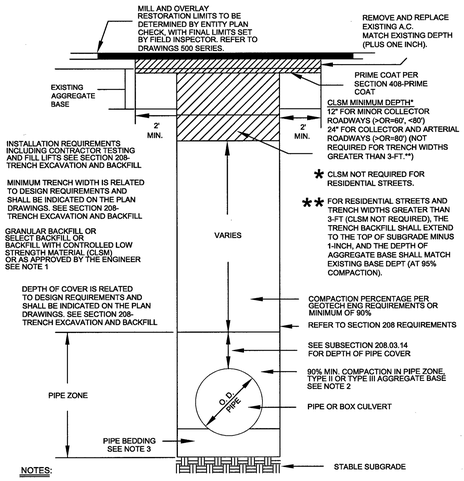

NOTES:

1. NO STONES OR LUMPS GREATER THAN 3" PERMITTED IN TRENCH 2' OR LESS IN WIDTH.
2. TRENCH WIDTH, BEDDING, SUBGRADE AND PIPE ZONE REQUIREMENTS FOR UTILITY INSTALLATIONS SHALL CONFORM TO THE RESPECTIVE ENTITY REQUIREMENTS.
3. CRUSHED ROCK MAY BE USED FOR PIPE BEDDING ONLY IF MATERIAL USE HAS BEEN SPECIFICALLY APPROVED BY THE GOVERNING AGENCY. SEE STANDARD DRAWING NO. 505 FOR PIPE BEDDING METHODS.
4. LAS VEGAS VALLEY WATER DISTRICT REQUIRES PIPE BEDDING AND BACKFILL WITHIN THE PIPE ZONE TO BE OF THE SAME MATERIAL.

RTC STD DWG 503

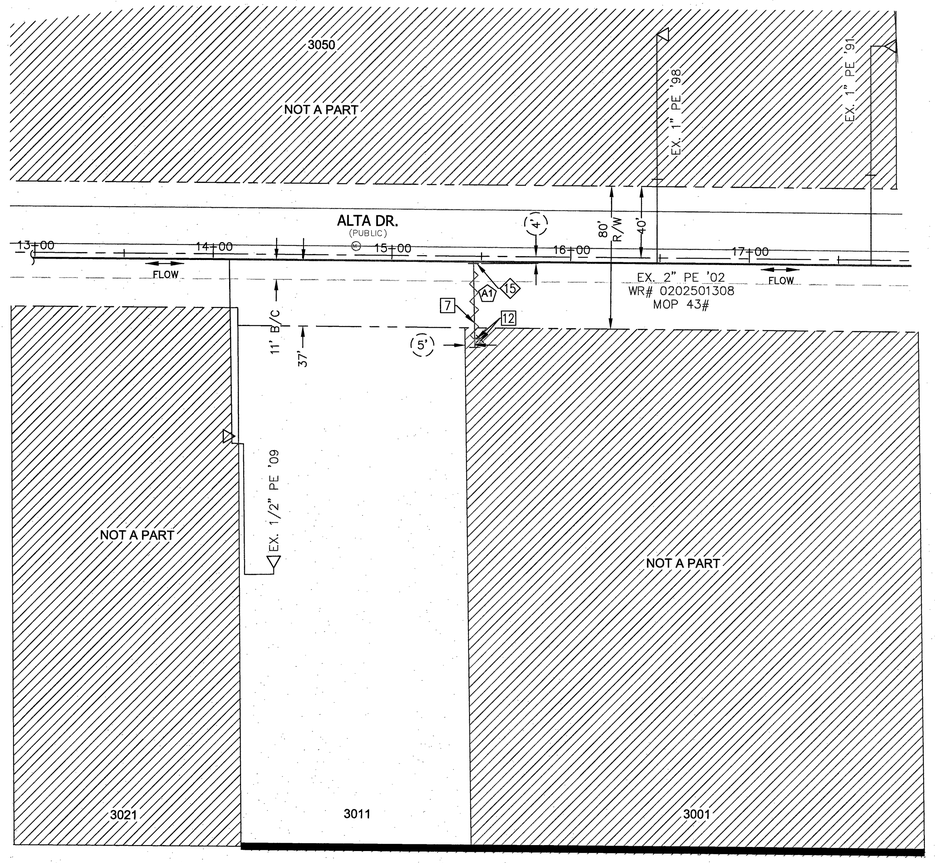

MATCHLINE - SEE SHEET 4
FOR CONTINUATION

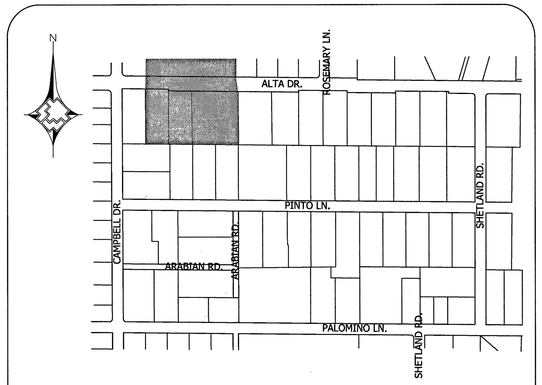

VICINITY MAP
N.T.S.

LEGEND:

- EXISTING GAS LINE
- GAS LINE TO BE ABANDONED
- EXISTING GAS SERVICE
- PROPOSED MAIN GAS LINE (NEW)
- PROPOSED SERVICE LATERAL (NEW)
- PROPOSED SERVICE LINE (NEW)
- RIGHT OF WAY LINE
- STREET CENTERLINE
- PROPERTY LINE
- BACK OF CURB
- MATCHLINE
- EASEMENT
- EXISTING ANODELESS RISER
- EXISTING ANODE RISER
- EXISTING GAS LIGHT
- EXISTING GAS VALVE

PROPOSED FACILITIES:

15 PROP. 1/2" PE CAP (850-9446)

ABANDONED FACILITIES:

7 ABANDON EX. 1/2" PE '02 SVC

12 ABANDON EX. 1/2" PVC '68 SVC

RTC NOTES:

PAVEMENT REPAIR SHALL CONFORM TO RTC STANDARD(S):

A1 500.4

Know what's **below.** **Call** before you dig.

NO.	DESCRIPTION	BY	DATE	APPVD.
1.				
2.				
3.				
4.				

REVISIONS

SOUTHWEST GAS CORPORATION

TAX CODES	UNIT NO.	UNIT TYPE	INSTL.	RETIRED	INSTL.	RETIRED
			PROPOSED		COMPLETED	

PROPERTY UNITS

SEE SHEET 2

AS-BUILT DRAWING-PRESSURE TEST DATA

PIPE DIA. ____ TEST MEDIUM: ☐ AIR ☐ NITROGEN ☐ WATER ☐ SOAP — TEST METHOD: ☐ GAUGE ☐ CHART
PIPE LENGTH ____
PIPE TYPE ____
MIN. DURATION ____ GAUGE/ PRESS REC SN# ____
START ____ END ____
TEST PRES. (PSIG) ____
TIME ____
DATE ____
PERFORMED BY ____

VISUAL INSPECTION CERTIFICATION

I HAVE VISUALLY INSPECTED ALL HEATED FUSIONS, SOLVENT CEMENT, MECHANICAL JOINTS, AND WELDS THAT I HAVE PERFORMED

NAME ____ DATE ____

AS-BUILTS ACCEPTED BY ____ DATE ____
POSTED BY ____ DATE ____
POSTING QC'D BY ____ DATE ____

CONSTRUCTION

INSPECTOR ____
FOREMAN ____
REVIEWED BY ____

PERMIT INFORMATION
CITY OF LAS VEGAS, NV

TAX CODE
02-0200

ISOLATION AREA	W.R. NO.
095	3021514
LOCATION	ATLAS #/TILE #
T20S R61E SEC 32 M.D.M.	x618y514

ENGINEER/TECH: ARIANA ALANIZ		PHONE: 702-365-2027
ACCOUNT REP:		PHONE:
PROJECT CONTACT: ARIANA ALANIZ		PHONE: 702-365-2027
SHEET NO: 12 OF 15	SCALE: 1" = 40'	DATE: 01/07/16
DWN. BY: ZONE ENG.	CHKD. BY:	APPVD. BY:

TITLE

GIR-CLV-PINTO & SHETLAND - STEEL REPLACEMENT

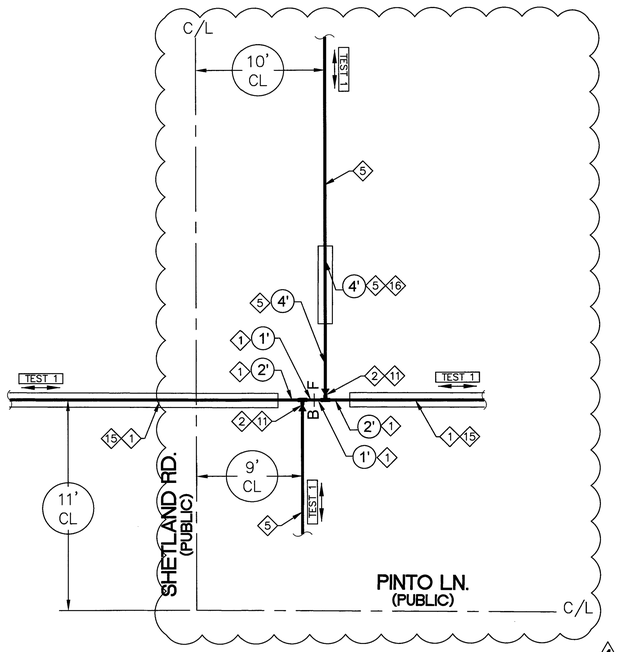

4.

TIE-IN DETAIL
(SEE SHEET 6)
A
N.T.S.

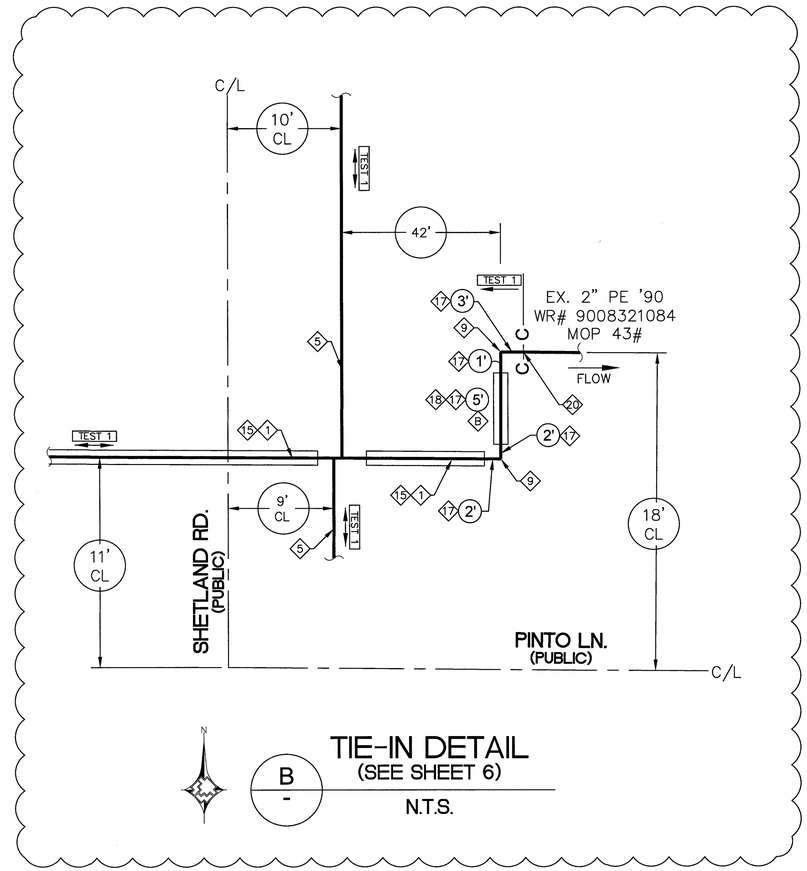

4.

TIE-IN DETAIL
(SEE SHEET 6)
B
N.T.S.

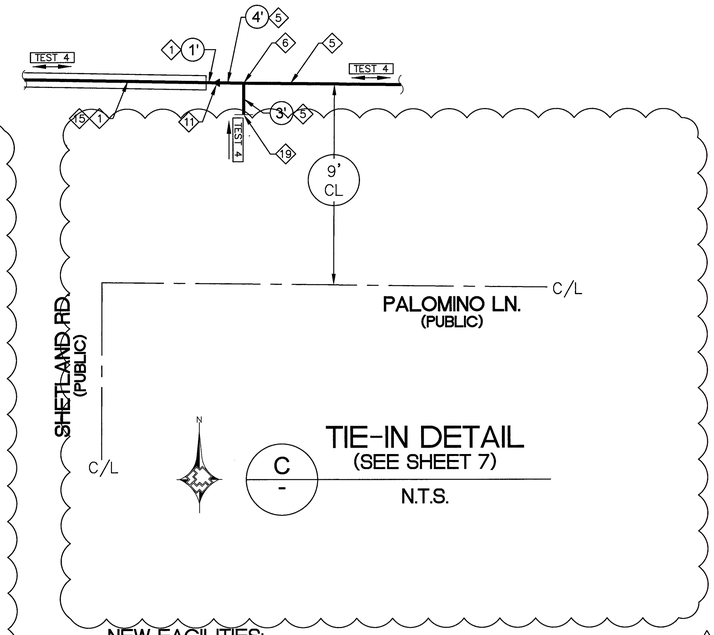

TIE-IN DETAIL
(SEE SHEET 7)
C
N.T.S.

4.

NEW FACILITIES:

- 1 NEW 2" PE MAIN – 7'
- 2 NEW 2" PE FULL FLOW TEE (140–3074) – 2
- 5 NEW 4" PE MAIN – 15'
- 6 NEW 4" PE FULL FLOW TEE (140–3076) – 1
- 9 NEW 2" PE 90° ELBOW (140–3067) – 1
- 11 NEW 4" X 2" PE REDUCER (140–5118) – 3
- 16 NEW 6" PE SLEEVING (100–8066) – 4
- 17 NEW 2" PE STRAIGHT STICK (100–5133) – 13
- 18 NEW 3" SLEEVING PVC STICK 20' JOINTS (100–8997) – 5
- 19 NEW 4" PE COUPLING (140–3530) – 1
- 20 NEW 2" METFIT COUPLING (140–3504) – 1
- B BORE

B–F BUTT FUSION

Know what's **below.** **Call** before you dig.

NO.	DESCRIPTION	BY	DATE	APPVD.
4.	AS-BUILT SUBMITTAL FOR FINAL CLOSE	SWG	8/9/17	RK 9 5 19

REVISIONS

SOUTHWEST GAS CORPORATION

TAX CODES	UNIT NO.	UNIT TYPE	INSTL.	RETIRED	INSTL.	RETIRED
			PROPOSED		COMPLETED	

PROPERTY UNITS

SEE SHEET 2

AS-BUILT DRAWING-PRESSURE TEST DATA

PIPE DIA. ____ TEST MEDIUM: ☐ AIR ☐ NITROGEN ☐ WATER ☐ SOAP
PIPE LENGTH ____ TEST METHOD: ☐ GAUGE ☐ CHART
PIPE TYPE ____ GAUGE/ PRESS REC SN#
MIN. DURATION ____ START ____ END
TEST PRES. (PSIG) ____
TIME ____
DATE ____
PERFORMED BY ____

VISUAL INSPECTION CERTIFICATION
I HAVE VISUALLY INSPECTED ALL HEATED FUSIONS, SOLVENT CEMENT, MECHANICAL JOINTS, AND WELDS THAT I HAVE PERFORMED
NAME ____ DATE ____

AS-BUILTS ACCEPTED BY ____ DATE ____
POSTED BY ____ DATE ____
POSTING QC'D BY ____ DATE ____

CONSTRUCTION
INSPECTOR ____
FOREMAN ____
REVIEWED BY ____

PERMIT INFORMATION
CITY OF LAS VEGAS, NV
TAX CODE
02-0200

ISOLATION AREA	W.R. NO.
095	3021514
LOCATION	ATLAS #/TILE #
T20S R61E SEC 32 M.D.M.	x618y514

ENGINEER/TECH: ARIANA ALANIZ		PHONE: 702-365-2027
ACCOUNT REP:		PHONE:
PROJECT CONTACT: ARIANA ALANIZ		PHONE: 702-365-2027
SHEET NO: 13 OF 15	SCALE: N.T.S.	DATE: 01/07/16
DWN. BY: ZONE ENG.	CHKD. BY:	APPVD. BY:

TITLE

GIR-CLV-PINTO & SHETLAND - STEEL REPLACEMENT

4.

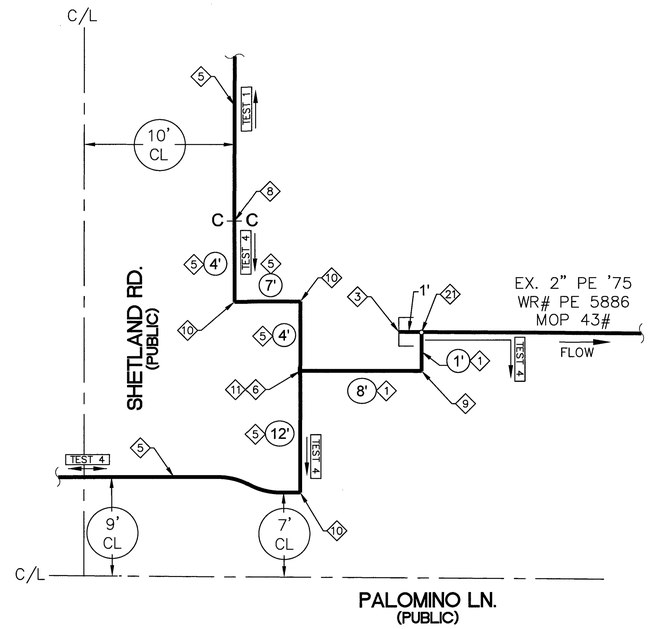

N

D
-

TIE-IN DETAIL
(SEE SHEET 7)
N.T.S.

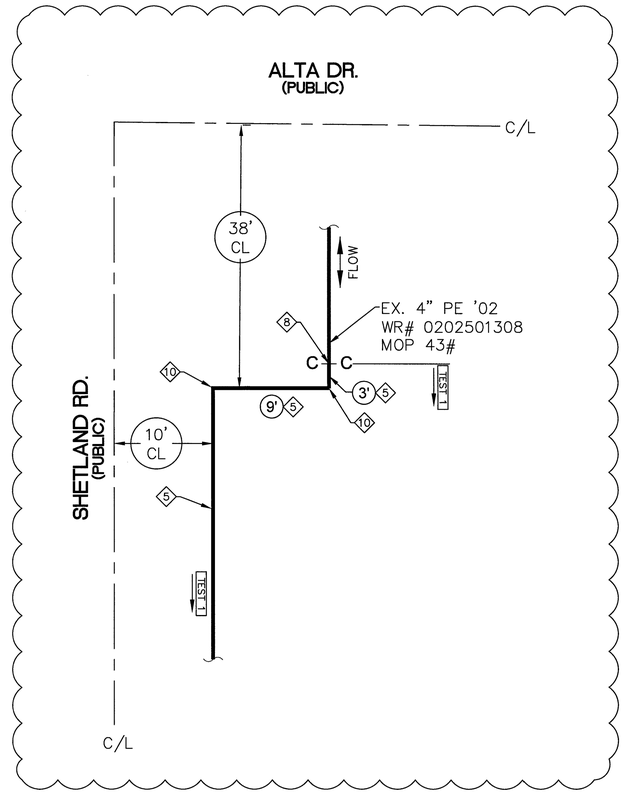

4.

N

E
-

TIE-IN DETAIL
(SEE SHEET 11)
N.T.S.

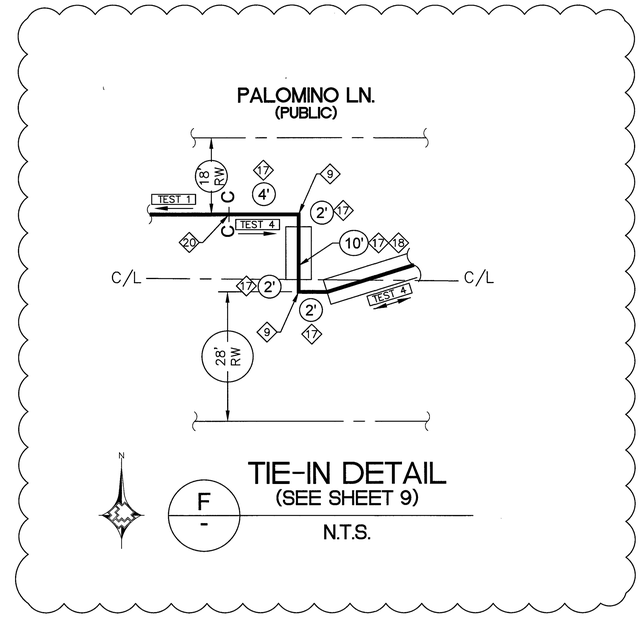

N

F
-

TIE-IN DETAIL
(SEE SHEET 9)
N.T.S.

4.

NEW FACILITIES:

1. NEW 2" PE MAIN – 9'
3. NEW 2" PE CAP (140–3060) – 1
5. NEW 4" PE MAIN – 39'
6. NEW 4" PE FULL FLOW TEE (140–3076) – 1
8. NEW 4" PERFECTION COUPLING (140–3530) – 2
9. NEW 2" PE 90° ELBOW (140–3067) – 3
10. NEW 4" PE 90° ELBOW (140–3069) – 4
11. NEW 4" X 2" PE REDUCER (140–5118) 1
17. NEW 2" PE STRAIGHT STICK (100–5133) – 20'
18. NEW 3" SLEEVING PVC STICK 20' JOINTS (100–8997) – 10'
20. NEW 2" METFIT COUPLING (140–3504) – 1
21. NEW 2" HVTT TAP TEE (160–8171) – 1
B. BORE

B–F BUTT FUSION

Know what's **below.** **Call** before you dig.

NO.	DESCRIPTION	BY	DATE	APPVD.
4.	AS-BUILT SUBMITTAL FOR FINAL CLOSE	SWG	8/9/17	

REVISIONS

SOUTHWEST GAS CORPORATION

TAX CODES	UNIT NO.	UNIT TYPE	INSTL.	RETIRED	INSTL.	RETIRED
			PROPOSED		COMPLETED	

PROPERTY UNITS

SEE SHEET 2

AS-BUILT DRAWING-PRESSURE TEST DATA

PIPE DIA. ____ TEST MEDIUM: ☐ AIR ☐ NITROGEN ☐ WATER ☐ SOAP
PIPE LENGTH ____ TEST METHOD: ☐ GAUGE ☐ CHART
PIPE TYPE ____
MIN. DURATION ____ GAUGE/PRESS REC SN#
TEST PRES. (PSIG) ____ START ____ END ____
TIME ____
DATE ____
PERFORMED BY ____

VISUAL INSPECTION CERTIFICATION
I HAVE VISUALLY INSPECTED ALL HEATED FUSIONS, SOLVENT CEMENT, MECHANICAL JOINTS, AND WELDS THAT I HAVE PERFORMED
NAME ____ DATE ____

AS-BUILTS ACCEPTED BY ____ DATE ____
POSTED BY ____ DATE ____
POSTING QC'D BY ____ DATE ____

CONSTRUCTION
INSPECTOR ____
FOREMAN ____
REVIEWED BY ____

PERMIT INFORMATION
CITY OF LAS VEGAS, NV
TAX CODE
02-0200

ISOLATION AREA	W.R. NO.
095	3021514
LOCATION	ATLAS #/TILE #
T20S R61E SEC 32 M.D.M.	x618y514

ENGINEER/TECH: ARIANA ALANIZ		PHONE: 702-365-2027
ACCOUNT REP:		PHONE:
PROJECT CONTACT: ARIANA ALANIZ		PHONE: 702-365-2027
SHEET NO: 14 OF 15	SCALE: N.T.S.	DATE: 01/07/16
DWN. BY: ZONE ENG.	CHKD. BY:	APPVD. BY:

TITLE

GIR-CLV-PINTO & SHETLAND - STEEL REPLACEMENT

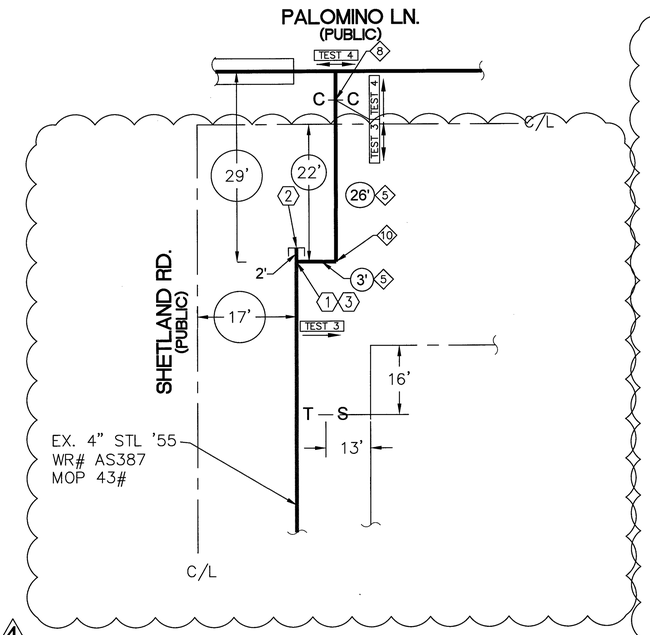

TIE-IN DETAIL
(SEE SHEET 7)
G
N.T.S.

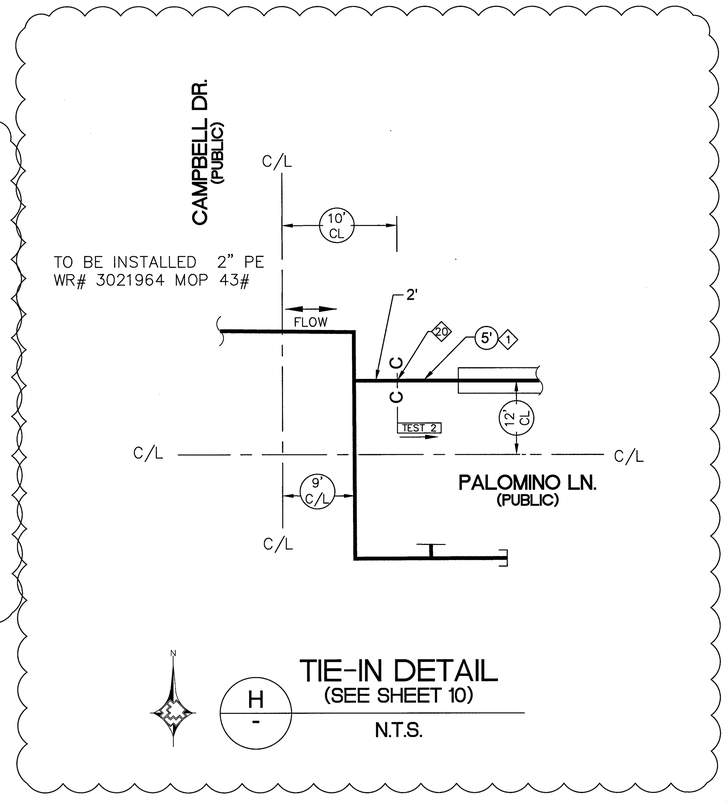

TIE-IN DETAIL
(SEE SHEET 10)
H
N.T.S.

NEW FACILITIES:

1. 4" STEEL 3-WAY SHORTSTOPP TEE (160-8030) - 1
2. 4" STEEL WELD CAP (140-3309) - 1
3. TRANSITION 4" FITTING STEEL TO PE NMDA - 1

NEW FACILITIES:

1. NEW 2" PE MAIN - 5'
5. NEW 4" PE MAIN - 29'
8. NEW 4" PERFECTION COUPLING (140-3530) - 1
10. NEW 4" PE 90° ELBOW (140-3069) - 1
20. NEW 2" METFIT COUPLING (140-3504) - 1

811 Know what's **below.** **Call** before you dig.

REPLOT

NO.	DESCRIPTION	BY	DATE	APPVD.
4.	AS-BUILT SUBMITTAL FOR FINAL CLOSE	SWG	8/9/17	TK 9 5 17

REVISIONS

SOUTHWEST GAS CORPORATION

TAX CODES	UNIT NO.	UNIT TYPE	INSTL.	RETIRED	INSTL.	RETIRED
			PROPOSED		COMPLETED	

PROPERTY UNITS

SEE SHEET 2

AS-BUILT DRAWING-PRESSURE TEST DATA

PIPE DIA. ____
PIPE LENGTH ____
PIPE TYPE ____
MIN. DURATION ____
TEST PRES. (PSIG) ____
TIME ____
DATE ____
PERFORMED BY ____

TEST MEDIUM: ☐ AIR ☐ NITROGEN ☐ WATER ☐ SOAP
TEST METHOD: ☐ GAUGE ☐ CHART
GAUGE/ PRESS REC SN#
START ____ END ____

SEE SHEET 2

VISUAL INSPECTION CERTIFICATION
I HAVE VISUALLY INSPECTED ALL HEATED FUSIONS, SOLVENT CEMENT, MECHANICAL JOINTS, AND WELDS THAT I HAVE PERFORMED
NAME ____ DATE ____

SEE SHEET 2

AS-BUILTS ACCEPTED BY ____ DATE ____
POSTED BY ____ DATE ____
POSTING QC'D BY ____ DATE ____

CONSTRUCTION
INSPECTOR ____
FOREMAN ____
REVIEWED BY ____

SEE SHEET 2

PERMIT INFORMATION
CITY OF LAS VEGAS, NV

TAX CODE
02-0200

ISOLATION AREA	W.R. NO.
095	3021514
LOCATION	ATLAS #/TILE #
T20S R61E SEC 32 M.D.M.	x618y514

ENGINEER/TECH: ARIANA ALANIZ	PHONE: 702-365-2027
ACCOUNT REP:	PHONE:
PROJECT CONTACT: ARIANA ALANIZ	PHONE: 702-365-2027
SHEET NO: 15 OF 15 / SCALE: N.T.S.	DATE: 01/07/16
DWN. BY: ZONE ENG. / CHKD. BY:	APPVD. BY:

TITLE

GIR-CLV-PINTO & SHETLAND - STEEL REPLACEMENT