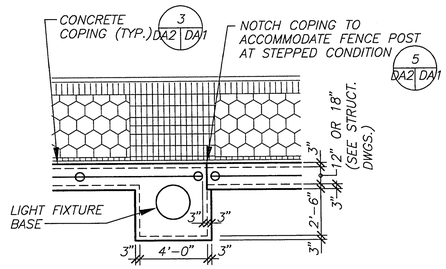

WALL & PEDESTAL COPING 8 A2A DA2
SCALE 1/4"=1'-0"

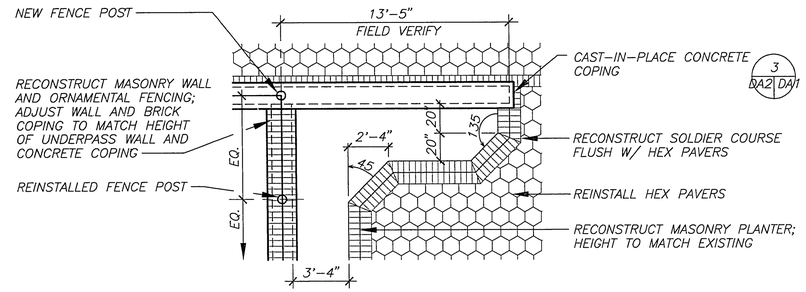

RECONSTRUCTED MASONRY WALL AND PLANTER 3 A2 A3 DA2
SCALE 1/4"=1'-0"

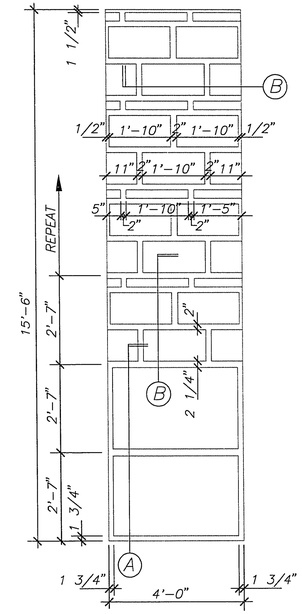

ELEVATION
SCALE 1/2"=1'-0"

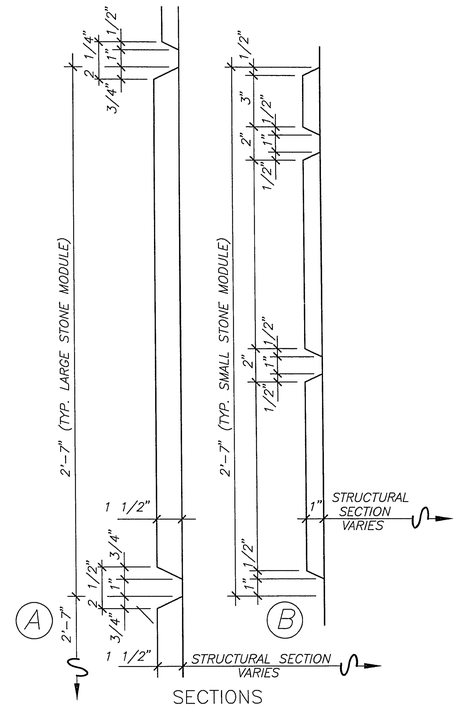

SECTIONS
SCALE 3"=1'-0"

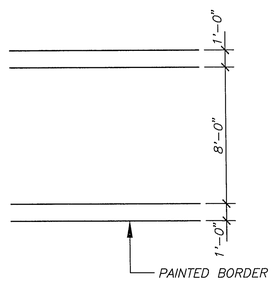

CROSSWALK 7 A2 A2A DA2
SCALE 1/4"=1'-0"

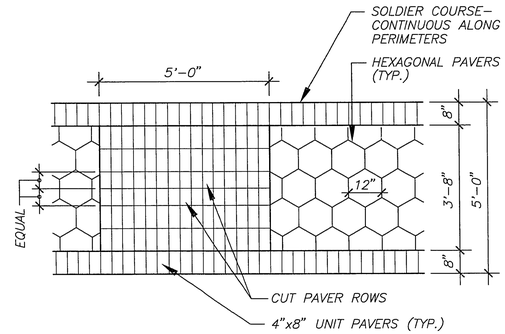

SIDEWALK UNIT PAVERS 4 A2 A4 A7 A2A A4A A8 DA2
SCALE 1/2"=1'-0"

FORM LINER - BASIC PATTERN 1 A3 A5 A6 A3A A5A A9 DA2
SCALE 3"=1'-0"

RECORD DRAWINGS

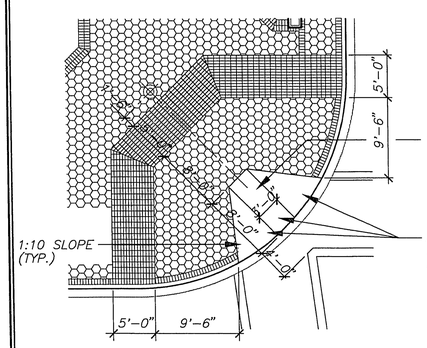

CURB RAMP SW CORNER (NW CORNER SIM.) 6 A2 A2A DA2
SCALE 1/8"=1'-0"

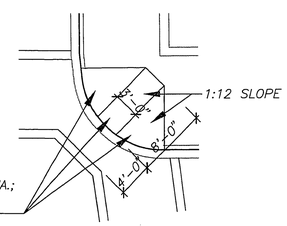

CURB RAMP NE & SE CORNERS 5 A2 A2A DA2
SCALE 1/8"=1'-0"

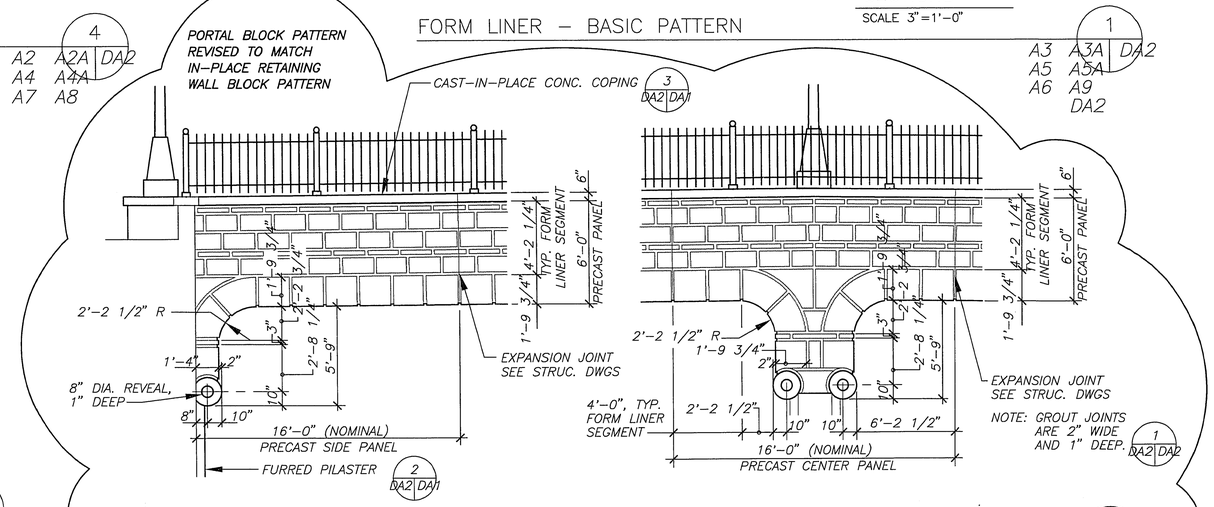

FORM LINER PATTERN AT PRECAST PORTAL PANELS 2 A3 A10 A11 A3A A11A DA2
SCALE 1/4"=1'-0"

REISSUED 10-16-92 WITHOUT REVISION

CLV DRAWING NO. 107-V2011

MARK	DATE	BY	REVISION
1	10/7/04	BE	RECORD DRAWINGS

DESIGNED: GLB
DRAWN: CVT
CHECKED: GLB

PROJECT ENGINEER — DATE
PROJECT MANAGER — DATE

Boyle Engineering Corporation
consulting engineers
Suite 300
1785 E. Sahara Ave
Las Vegas, NV 89104
(702) 731-5511

CITY OF LAS VEGAS
DEPARTMENT OF PUBLIC WORKS

OGDEN AVENUE UNDERPASS AND ROADWAY
ARCHITECTURAL DETAILS

DRAWING DA2
105 OF 125
OGD-DA2

FILENAME: OGD-DA2.DWG
REV. DATE: 10 SEPTEMBER 1992
PLOT DATE: 10/7/04

OGD-DA2 Thu Nov 10 10:22:31 1994

3246