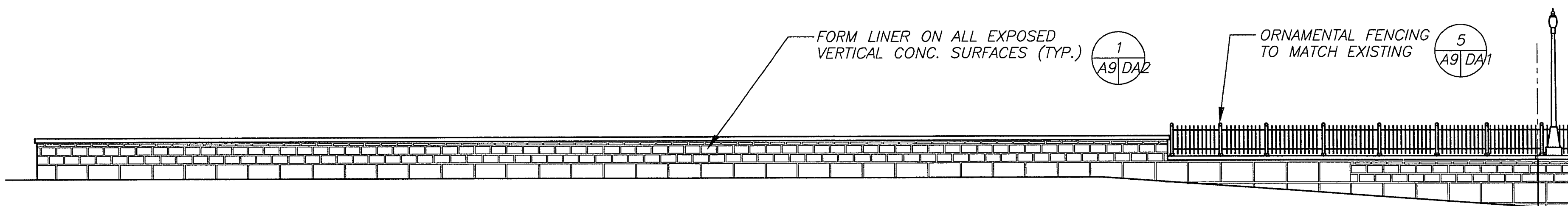


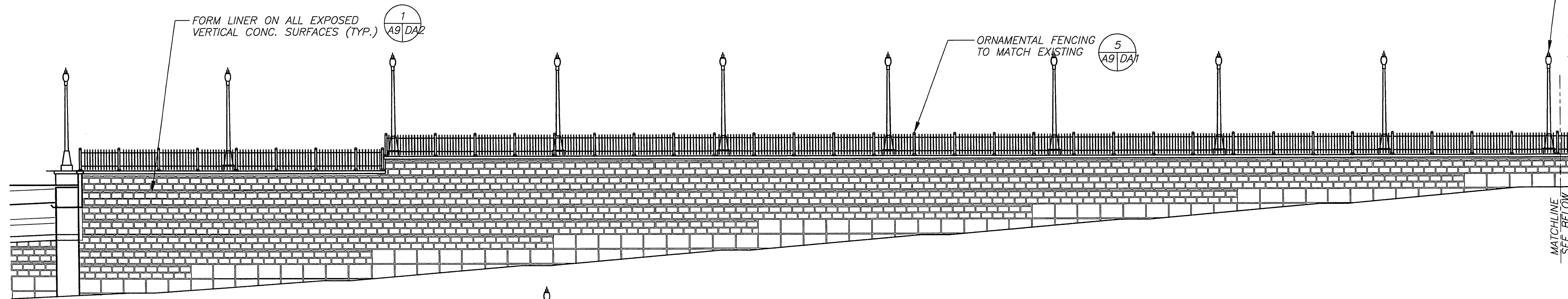
MATCHLINE  
SEE BELOW



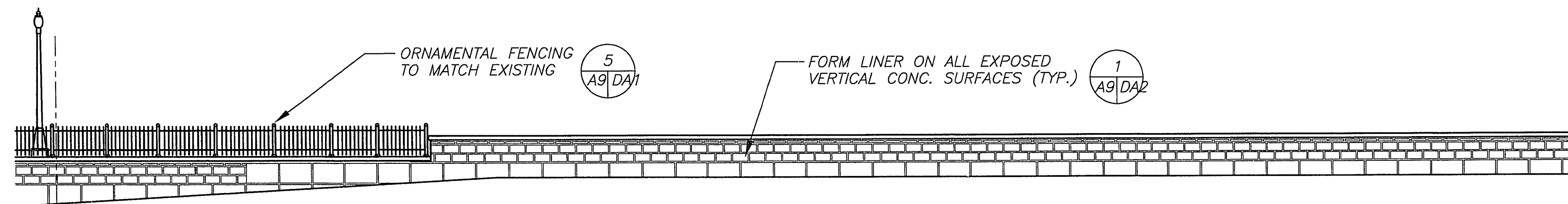
SOUTH WALL - SOUTH ELEVATION

SCALE 1=10

MATCHLINE  
SEE ABOVE



MATCHLINE  
SEE BELOW



MATCHLINE  
SEE ABOVE

SOUTH WALL - UNDERPASS ELEVATION

SCALE 1=10

**RECORD DRAWINGS**

CLV DRAWING NO. 107-V2011

REISSUED 10-16-92 WITHOUT REVISION

REVIEW: OGD-A9/MS/MS  
 REVISION: 10 SEPTEMBER 1992  
 PLOT: 1-1-10

MARK	DATE	BY	REVISION

DESIGNED: GLB	PROJECT ENGINEER	DATE
DRAWN: CVT	PROJECT MANAGER	DATE
CHECKED: GLB		

Boyle Engineering Corporation  
consulting engineers  
Suite 300  
1785 E. Sahara Av.  
Las Vegas, NV 89104  
(702) 731-5511

**CITY OF LAS VEGAS**  
DEPARTMENT OF PUBLIC WORKS

OGDEN AVENUE UNDERPASS AND ROADWAY  
**WESTERN ENTRY ELEVATIONS**  
SOUTH WALL

DRAWING  
**A9**  
101 OF 125  
OGD-A9

060-49 Thu Nov 10 09:13:11 1994

3-2-92