

NOTE:
PROFILE ON SURVEY LINE

SCALE
HORIZONTAL - 1"=20'
VERTICAL - 1"=10'


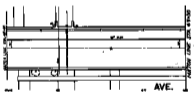
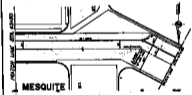

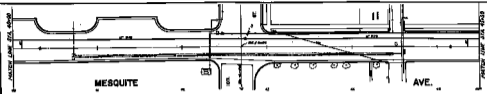
APPROVED
DIRECTOR OF PUBLIC WORKS
R.P. Sauer
R. P. SAUER
SUPERINTENDENT OF SANITATION
L.A. Anton
L. A. ANTON

AS BUILT

	JOHN CAROLLO ENGINEERS PHOENIX — BERKELEY LAS VEGAS, NEVADA OGDEN - MESQUITE AVE. SEWER MAIN ST. TO 23 RD . ST. PLAN & PROFILE STA. 40+00 TO 49+50	
	DESIGNED BY: B.M.L. APR 65 DRAWN BY: T.D.	CHECKED BY: B.M.L.-RW APR 65 TRACED BY:

2000
1995
1990
1985
1980

New 5/26/65
5/27/65
5/28/65
5/29/65



NOTE:
 SCALE IN FEET

100
 110
 120
 130
 140
 150
 160
 170
 180
 190
 200

APPROVED
 JOHN CAROLLO ENGINEERS
 REGISTERED PROFESSIONAL ENGINEERS
 STATE OF CALIFORNIA
 LICENSE NO. 12345
 DATE: 10/15/1915



JOHN CAROLLO ENGINEERS
 12345 MARKET STREET
 SAN FRANCISCO, CALIFORNIA
 PHONE 6-0