RECEIVED
SEP 18 2008
City of Las Vegas
Land Development

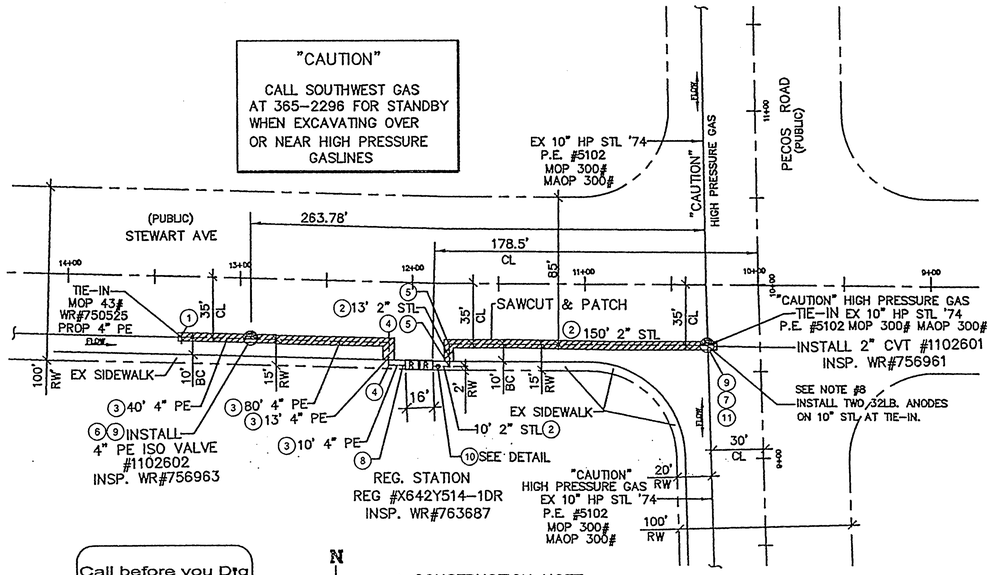

Call before you Dig
Avoid cutting underground utility lines. It's costly.
Call 811
OR
1-800-227-2600
AND
CLARK COUNTY TRAFFIC OPERATIONS
1-702-455-7544

N

⚠ CONSTRUCTION NOTE:

"REPLACE GEO TECH FIBER AND GRID WITH 12" MIN. OVER LAP ON EACH SIDE"

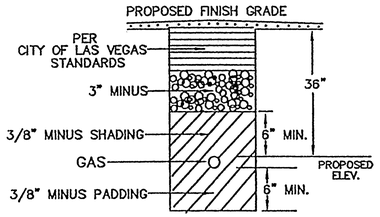

TRENCH DETAIL IMPROVED AREAS ONLY
NOT TO SCALE
CITY OF LAS VEGAS

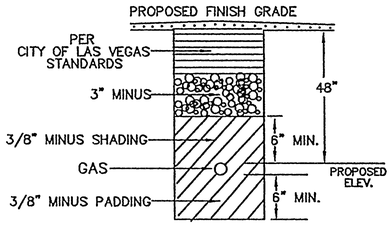

TRENCH DETAIL UNIMPROVED AREAS ONLY
NOT TO SCALE
CITY OF LAS VEGAS

NOTE:
143' 4" PE IN PUBLIC ROW
173' 2" STL IN PUBLIC ROW

FOR STEEL ONLY:

PROP TO SOIL _____

ANODE INSTALLED?
YES ☐ NO ☐

IF YES, PIPE TO SOIL _____

TYPE OF PIPE COATING

2 ☐ TAR WRAP
3 ☐ ASPHALT
4 ☐ PRITEC
6 ☐ FUSION BONDED EPOXY
8 ☐ PLASTIC TAPE WRAP
9 ☐ EXTRUDED POLY COATING
10 ☐ OTHER

CONDITION OF PIPE COATING

E ☐ EXCELLENT
G ☐ GOOD
F ☐ FAIR
P ☐ POOR
N ☐ NO COATING

CONDITION OF PIPE

IF EXPOSED. EXTERNAL	IF CUT OR COUPON. INTERNAL
EG ☐ GOOD	☐ IG
ESC ☐ SLIGHT CORROSION	☐ ISC
EHC ☐ HEAVY CORROSION	☐ IHC

CP/PIPE TO SOIL READ REQUIRED

LMR# _____

SIGNATURE _____

WELD PROCEDURES USED:

_____ _____
_____ _____
_____ _____
_____ _____

SIGNATURE _____

DATE _____

MATERIAL LIST - INLET OUTLET TIE-IN

ITEM	QTY.	ITEM ID	DESCRIPTION
1	1	140-3062	4" PE CAP
2	173'	100-1266	PIPE, STL, COATED, API5L, GRADE B, 2" 23/8 OD X .154 WT
3	143'	100-5201	PIPE, PE, 4"
4	2	140-3069	ELBOW, 4" PE
5	2	140-4055	ELBOW, 2" GRADE B STD WT
6	1	120-3729	VALVE, PE 4"
7	1	160-8016	CURB VALVE TEE, 2", 1440 PSIG
8	1	160-8163	TRANSISION FITTING, 4" PE TO STEEL
9	2	142-6029	VALVE BOX ROADWAY
10	1	251-2406	CATHODIC TERMINAL TEST STATION
11	2	251-2300	32 lb. ANODES
12			

I REVIEWED THE PROCEDURES PERFORMED AND FOUND THEM,
ADEQUATE (_____) INADEQUATE (_____)**

** INADEQUATE COMMENTS _____

SIGNATURE: _____ DATE: _____

SIGNATURE: _____ DATE: _____

Purge Plan was completed in accordance with the Operations Manual Guidelines by:

_____ Name _____ Date

SOUTHWEST GAS MATERIAL STRENGTH TEST PRESSURE REPORT

PROJECT: PECOS AND STEWART 2" TWO VAULT — WR#: 750523 — DIVISION: 21

LOCATION: PECOS AND STEWART inlet side — DATE: 11/19/07

DESIGN MAOP: 720 — F= 0.5

CLASS: 3 — E= 1.0

TEST MEDIUM: NITROGEN — T= 1.0

SUMMARY: INLET PIPING
INTERMEDIATE LEAK TEST IS REQUIRED BETWEEN 100 PSIG AND 908 PSIG

Footage to be tested: 173 FEET

Minimum test pressure: 1080 PSIG

Maximum test pressure 1200 PSIG

Minimum test duration: 2 HOUR

COMMENTS:

COMPLETED BY: LAWRENCE GARCIA DATE: 11/19/07

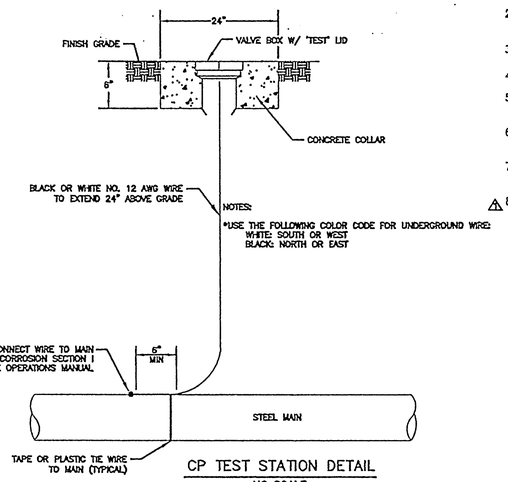

CP TEST STATION DETAIL
NO SCALE

SYSTEM	Las_Vegas_300_Loop
DR. NO	GREENVALLEY-PLS
SEGMENT M.A.O.P.	310#
SYSTEM M.A.O.P.	300#
SYSTEM M.O.P.	300#

SYSTEM	D_Valley_Wide
DR. NO.	396-2-DR
SEGMENT M.A.O.P.	N/A
SYSTEM M.A.O.P.	43#
SYSTEM M.O.P.	43#

CUSTOMERS 1 CYCLE ____ ROUTE ____ AREA 3-S LV 21

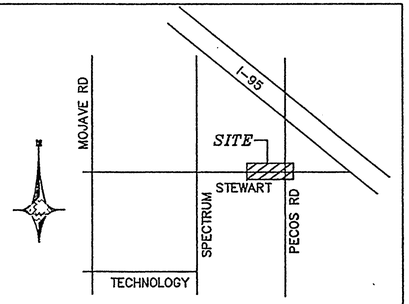

VICINITY MAP
NOT TO SCALE

CONSTRUCTION NOTES:

1. SUGGESTED GAS LINE LOCATIONS ARE TO CLEAR SUBSTRUCTURES, LOCATE IN THE FIELD.
2. ALL PIPELINE CONSTRUCTION WITHIN RIGHT-OF WAY WILL CONFORM TO APPLICABLE JURISDICTIONAL SPECIFICATIONS.
3. DO NOT SCALE THIS DRAWING.
4. GAS MAINS SHALL BE PURGED PER OPERATIONS MANUAL.
5. ALL MAIN TIE-INS REQUIRING TEES ARE TO BE FULL FLOW TEES UNLESS OTHERWISE STATED.
6. PECOS IS PAVED, COMPLY WITH RTC STD. 504, 500BT STEWART IS PAVED, COMPLY WITH RTC STD. 504, 500BL1
7. INSTALL TWO 32LB. ANODES ON 10" STL MAIN AT TIE-IN.
8. ⚠ REPLACE GEO TECH FIBER AND GRID WITH 12" MIN. OVERLAP ON EACH SIDE.

LEGEND

- PROPOSED GAS MAIN
- PROPOSED GAS SERVICE
- EXISTING GAS MAIN
- UNIT BOUNDARY
- RIGHT-OF-WAY
- SEWER
- WATER
- STORM DRAIN
- EDGE OF PAVEMENT
- SAWCUT & PATCH
- CENTERLINE STATIONING

APPROVED FOR CONSTRUCTION
THIS APPROVAL IS FOR WORK IN CLV R/W OR CLV EASEMENTS ONLY. OBTAINING PERMISSION OR EASEMENTS FOR WORK SHOWN ON PRIVATE PROPERTY IS THE RESPONSIBILITY OF THE UTILITY.

APPROVAL — 9/22/08 DATE

APPROVAL
107V5109-SWG
CITY OF LAS VEGAS — DATE

NO.	DESCRIPTION	BY	DATE	APPVD.
⚠	ADD GEO TECH FIBER NOTE	CC	2/21/08	

REVISIONS

113563
Southwest Gas Corporation

UNIT NO	UNIT TYPE	PROPOSED INSTL.	PROPOSED RET.	COMPLETED INSTL.	COMPLETED RET.
3780010	REGULATOR	2			
3780005	VAULT	2			
3780003	REG ASSY	1			
3780012	FILTER	1			

PROPERTY UNITS

AS-BUILT DRAWING-PRESSURE TEST DATA

PIPE DIA. _____
PIPE LENGTH _____
PIPE TYPE _____
MIN DURATION _____

TEST MEDIUM: ☐ AIR ☐ NITROGEN ☐ WATER ☐ SOAP
TEST METHOD: ☐ GAUGE ☐ CHART
GAUGE/ PRESS REC S/N#

	START	END
TEST PRES. (PSIG)		
TIME		
DATE		
PERFORMED BY		

VISUAL INSPECTION CERTIFICATION

I HAVE VISUALLY INSPECTED ALL HEATED FUSIONS, SOLVENT CEMENT, MECHANICAL JOINTS, AND WELDS THAT I HAVE PERFORMED

NAME _____ DATE _____

AS-BUILTS ACCEPTED BY _____ DATE _____
POSTED BY _____ DATE _____
POSTING OCD BY _____ DATE _____

CONSTRUCTION

INSPECTOR _____
FOREMAN _____
REVIEWED BY _____

PERMIT INFORMATION
CITY OF LAS VEGAS

TAX CODE
02-0200

ISOLATION AREA	W. R. NO.
300-13 / 99	750523
LOCATION	TILE NO.
PECOS STEWART	x642 y514

T=20S
R=61E
S=36

#4013

ENGINEER/TECHNICIAN LAWRENCE GARCIA — PHONE 365-2242
ACCOUNT REP. FADI AZAR — PHONE 528-8251
PROJECT CONTACT MOSHE LEVY — 400-7826
SHEET NO. 1 OF 2 — SCALE 1"=40' — DATE 12-3-07
DWN. BY CARL CORBETT — CHKD. BY CDC — APPVD. BY

TITLE
PECOS AND STEWART
REGULATOR STATION
X642Y514 1-DR
CITY OF LAS VEGAS

#266881 PECOS AND STEWART REGULATOR STATION - X642Y514 1-DR

SEP 18 2008