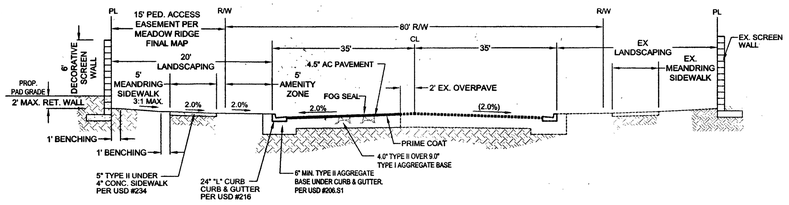

SECTION "A" NTS
80' R/W HORSE DRIVE
(PUBLIC)

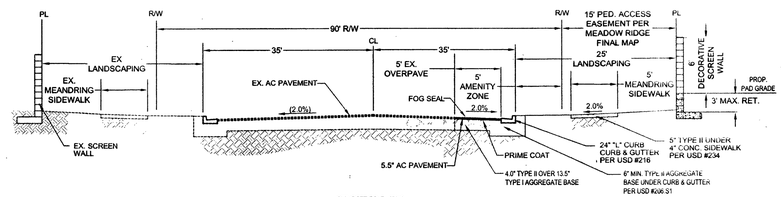

SECTION "B" NTS
90' R/W JONES DRIVE
(PUBLIC)

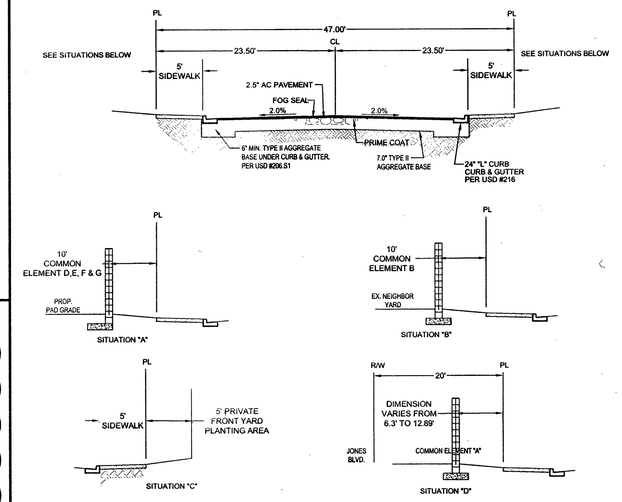

SECTION "C" NTS
47' INTERIOR STREET
(PRIVATE)

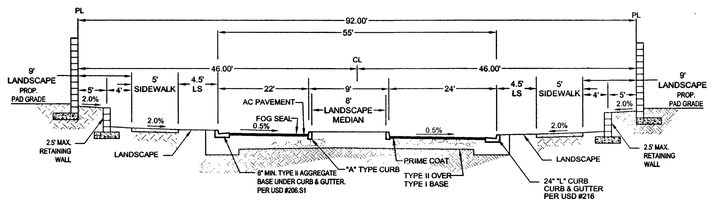

SECTION "D" NTS
MEADOW ROSE (ENTRY)
(PRIVATE)

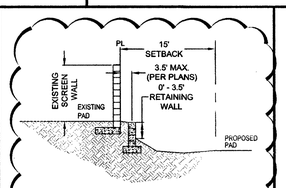

SECTION "E" NTS
NORTH PROPERTY LINE

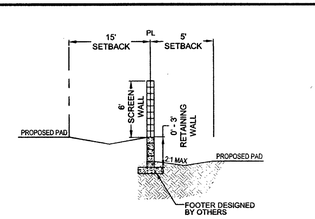

SECTION "F" NTS
REAR YARD TO SIDE YARD

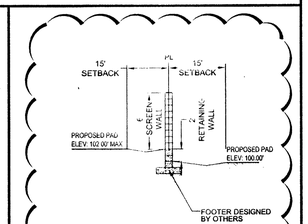

SECTION "G" NTS
REAR YARD TO REAR YARD

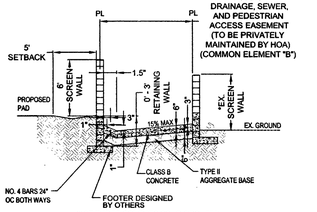

SECTION "J" NTS
20' EASEMENT

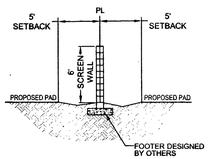

SECTION "H" NTS
SIDE YARD TO SIDE YARD

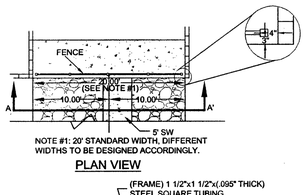

NOTE #1: 20' STANDARD WIDTH, DIFFERENT WIDTHS TO BE DESIGNED ACCORDINGLY.

PLAN VIEW

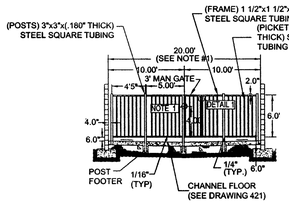

NOTE: POSTS PLACED IN HARDENED CONCRETE REQUIRE AN 8"Ø CORING THROUGH THE SLAB AND BASE FULLY GROUTED WITH HIGH STRENGTH GROUT.

INTERIOR POSTS POURED MONOLITHIC WITH THE SLAB SHALL BE EMBEDDED A MINIMUM OF 18" INTO A 24"X24" FOOTER. END POSTS POURED MONOLITHIC WITH THE SLAB SHALL HAVE FULL EMBEDMENT IN THE SLAB.

NOTE: STEEL WILL BE PRIMERED AND PAINTED WHITE UNLESS OTHERWISE SPECIFIED.

NOTE 1: PEDESTRIAN GATE WITH LOCKING MECHANISM DESIGNED BY OTHERS.

SECTION A-A'

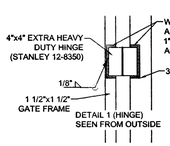

DETAIL "M"
CLV FENCE DETAIL - MODIFIED
(STD DWG 421B)

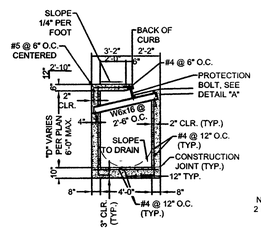

TYPE "CM" DROP INLET SECTION
(6' DEEP MAX.)
SCALE 3/4"=1'

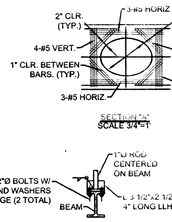

SECTION "A"
SCALE 3/4"=1'

DETAIL "C"
SCALE 3"=1'

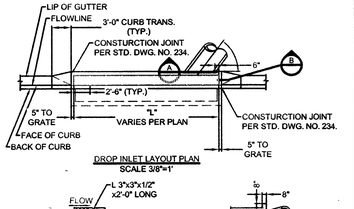

DROP INLET LAYOUT PLAN
SCALE 3/8"=1'

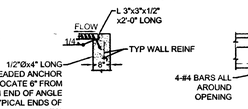

SECTION "B"
SCALE 1-1/2"=1'

ALTERNATE CONNECTION DETAIL
SCALE 3/8"=1'

NOTES:

1. ALL EXPOSED METALS SHALL BE HOT DIP GALVANIZED AFTER FABRICATION.
2. PROVIDE 1/2" (MIN.) CLEARANCE ALL AROUND THE STEEL BEAM, DRY PACK AFTER INSTALLATION.
3. WHEN REQUIRED BY LENGTH OF OPENING, PLATE ANGLE MAYBE DELIVERED IN SECTIONS AND BUTT WELDED IN PLACE.
4. ALL GALVANIZING DAMAGED BY WELDING SHALL RECEIVE TWO COATS OF GALVALLOY OR EQUAL.
5. CONCRETE SHALL BE MODIFIED CLASS DA, SEE SPECIAL PROVISIONS SECTION 501. 6. SEE GENERAL NOTES FOR STRUCTURES ON DWG D8.
7. ANGLE ANCHORS SHALL BE EMBEDDED MIDPOINT IN EACH ENDWALL AND EVENLY SPACED. (MAXIMUM SPACING OF 2')

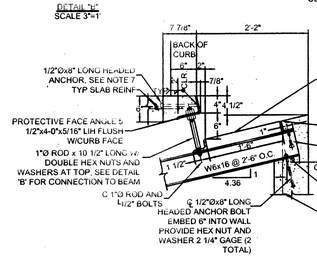

PROTECTIVE FACE & ROD - DETAIL "A"

DETAIL "L"
CLV TYPE 'CM' DROP INLET

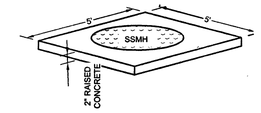

DETAIL "N" NTS
SSMH ALONG 20' EASEMENT

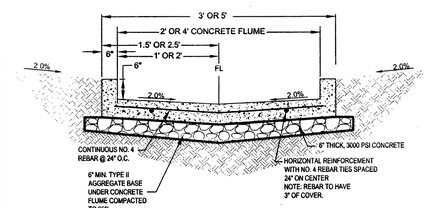

DETAIL "O" NTS NTS
2' OR 4' WIDE CONCRETE FLUME

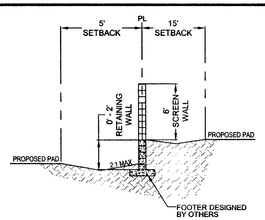

SECTION "I" NTS
SIDE YARD TO REAR YARD

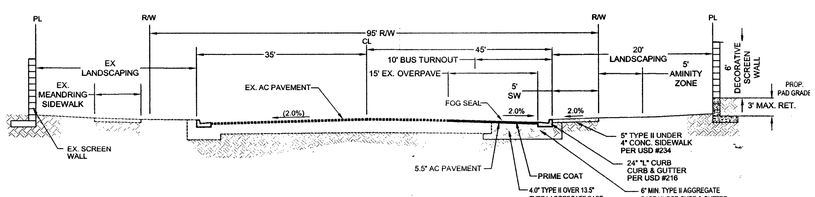

SECTION "P" NTS
95' R/W JONES DRIVE
(PUBLIC)

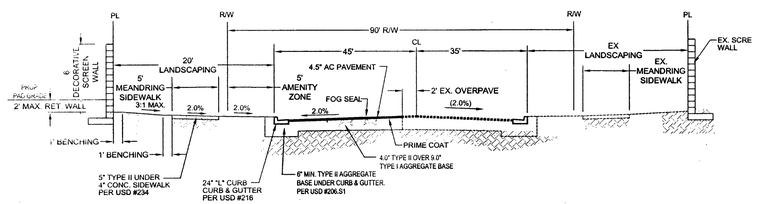

SECTION "Q" NTS
90' R/W HORSE DRIVE
(PUBLIC)

NO.	DESCRIPTION	APPR.	DATE
1	ADDED RETAINING WALLS	SHTS.	12-7-15

REVISIONS

CENTURY COMMUNITIES
6345 SOUTH JONES BLVD.
LAS VEGAS, NV 89118
(702) 873-5338 FAX: (702) 739-4333

TANEY ENGINEERING
6030 S. JONES BLVD STE# 100
LAS VEGAS, NV 89118
(702) 362-8844 FAX: (702) 362-5233

HORSE & JONES
(AKA: MEADOW RIDGE)
SINGLE FAMILY RESIDENTIAL

GRADING DETAILS

ENGINEER'S SEAL: JIMOTEO S. MORENO, DIP. 12-31-15, CIVIL, No. 10361, STATE OF NEVADA, PROFESSIONAL ENGINEER, 12/3/15

DATE:	9/14/2015
SCALE:	N/A
JOB NO:	CYC-14-003
DESIGNED BY:	CA
CHECKED BY:	TSM
SHEET NAME:	GD 1
SHEET:	07 OF 25
	107Y5030
	017Y5030
H#	59831

FILE NAME: CYC14003_GRAD_SHEET.DWG