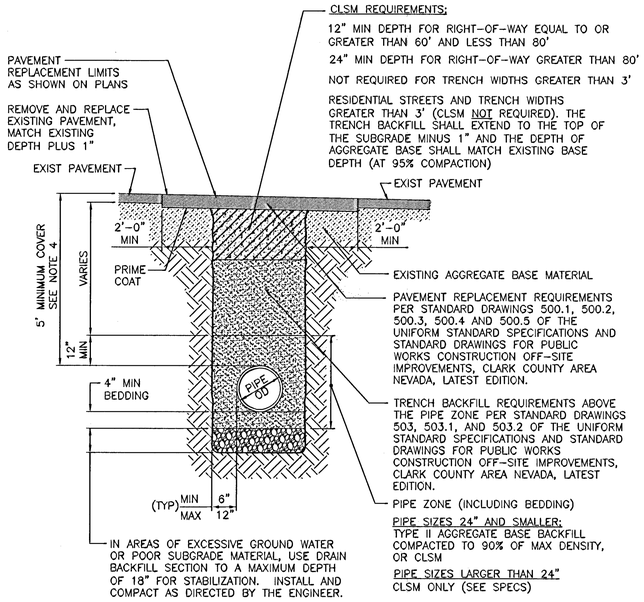

TRENCH BACKFILL - PAVED AREAS (1 / -)

NOT TO SCALE

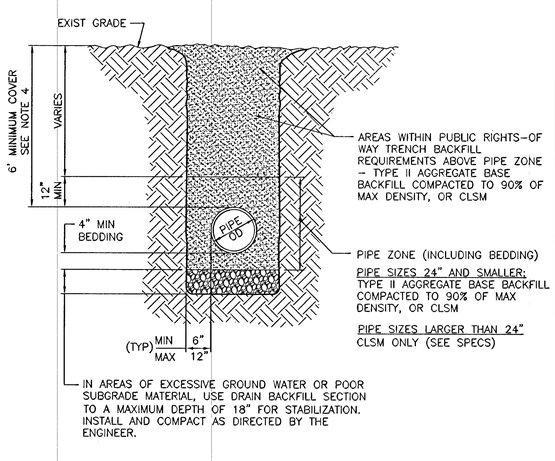

TRENCH BACKFILL - UNPAVED AREAS (2 / -)

NOT TO SCALE

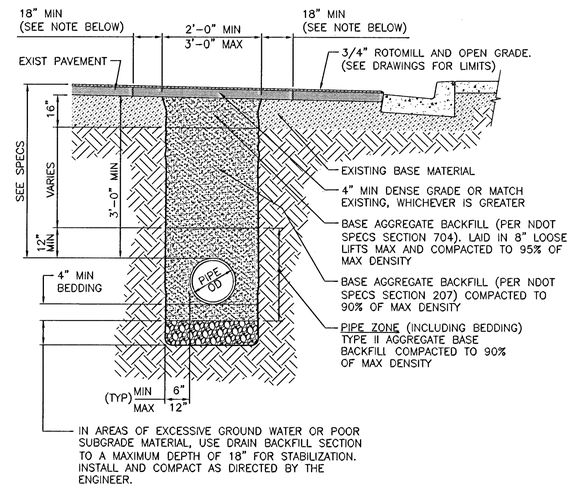

NOTE:
FINAL LIMITS OF PAVEMENT REPLACEMENT TO BE DETERMINED BY A NDOT INSPECTOR.

TRENCH BACKFILL - (NDOT R/W) PAVED AND UNPAVED AREAS (3 / -)

NOT TO SCALE

NOTES FOR PAVED AND UNPAVED AREAS

1. REFERENCES:
   UNIFORM STANDARD SPECIFICATIONS FOR PUBLIC WORKS CONSTRUCTION OFF-SITE IMPROVEMENTS CLARK COUNTY AREA NEVADA, LATEST EDITION.
   INTERAGENCY QUALITY ASSURANCE COMMITTEE (IQAC)
2. SEE SPECS SEC 02300 FOR ACCEPTABLE METHODS OF COMPACTION.
3. TRENCH EXCAVATION: COMPLY WITH THE CURRENT REGULATIONS AS DETERMINED BY NEVADA OCCUPATIONAL SAFETY AND HEALTH ADMINISTRATION.
4. DURING CONSTRUCTION 24" MINIMUM COVER MUST BE MAINTAINED FROM TOP OF PIPE TO GRADE.
5. MINIMUM COVER IS REFERENCED TO FUTURE FINISHED FINAL GRADES UNLESS OTHERWISE SHOWN ON PROFILE DRAWINGS.
6. SUPPORT PIPE AND FIBER OPTIC CONDUITS (IF REQUIRED) WITH SANDBAGS AND SPOT LOAD AS REQUIRED DURING INSTALLATION OF CLSM IN PIPE ZONE AND PIPE BEDDING AREAS.
7. DIAGONAL PAVEMENT REPLACEMENT IS NOT PERMITTED.
8. FOG SEAL (SEAL COAT) ALL DENSE GRADE PAVEMENT REPLACEMENT SECTIONS.

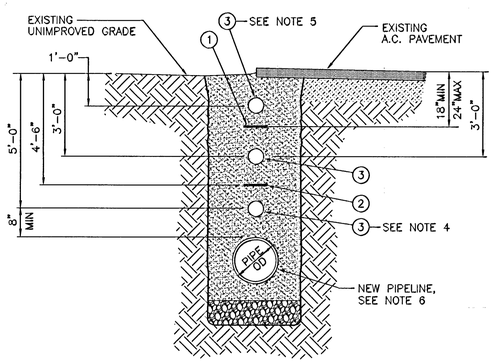

1	PIPE LOCATOR RIBBON - 3" WIDTH
2	PIPE LOCATOR RIBBON - 3" WIDTH (INSTALLED WHEN COVER OF NEW PIPELINE IS 7'-0" OR GREATER)
3	LOCATOR BALL - SEE NOTES

NOTES:

1. CENTER PIPE LOCATOR RIBBON IN TRENCH AND PLACE OVER ENTIRE LENGTH OF ALL TYPES, SIZES AND LOCATIONS OF WATER MAINS
2. LOCATOR BALLS REQUIRED AT ALL HORIZONTAL BENDS OR DEFLECTIONS, CASING ENDS, EVERY 400 FEET OF PIPELINE, OR WHERE REQUESTED BY ENGINEER.
3. IF A.C. PAVEMENT EXISTS INSTALL LOCATOR BALL AT 3'-0" (TYP).
4. IF A CUT TO FINISH GRADE IS ANTICIPATED INSTALL LOCATOR BALLS AT BOTH 3'-0" AND 5'-0" (TYP).
5. IF A FILL TO FINISH GRADE IS ANTICIPATED INSTALL LOCATOR BALLS AT BOTH 1'-0" AND 3'-0" (TYP).
6. RIBBON FOR RESTRAINED JOINTS/PIPE TO BE TAPED EVERY 20 FEET DIRECTLY TO TOP OF PIPE OR USE SELF-ADHERING RIBBON.

PIPE LOCATOR RIBBON AND LOCATOR BALL INSTALLATION (4 / -)

NOT TO SCALE

Avoid overhead power line contact. It's costly.
Call before you OVERHEAD
1-702-227-2929

Call before you Dig
Avoid cutting underground utility lines. It's costly.
Call 811

CLV DWG # H# 57736 SWS - 493

LAS VEGAS VALLEY WATER DISTRICT
1001 S. VALLEY VIEW BOULEVARD
LAS VEGAS, NEVADA 89153
(702) 870-2011

VERIFY SCALE
1/2 0 1/2 1
BAR REPRESENTS ONE AND ONE-HALF INCHES ON ORIGINAL

MISCELLANEOUS VAULT REHABILITATION, FY 2014/2015

STANDARD DETAILS II

SCALE AS SHOWN

DRAWN BY: CHRIS BLANK 3/12/2014
CHECKED BY: RYAN CADE PEARSON 3/13/2014
RECOMMENDED BY: RYAN CADE PEARSON DATE
ACCEPTED BY: PETER-J. JAUCH DATE

PROFESSIONAL ENGINEER - STATE OF NEVADA
RYAN CADE PEARSON
Exp. 12/31/15
CIVIL
No 14483
3/17/15

CONTRACT NUMBER
C1408

REVISIONS:

DRAWING NUMBER CD2
SHEET 11 OF 13