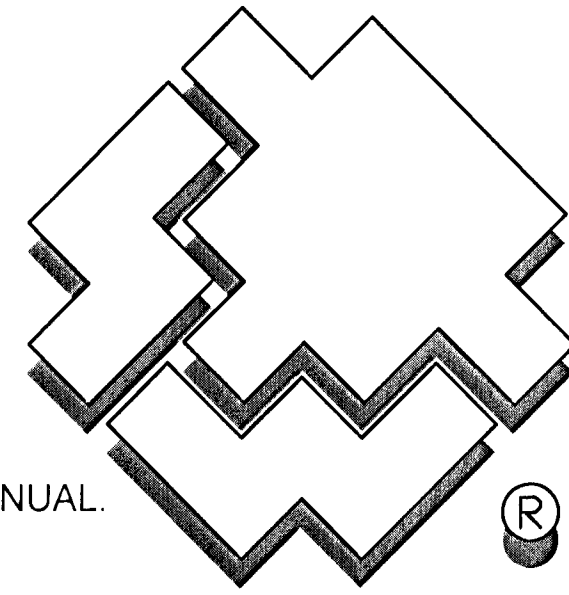


CONSTRUCTION NOTES:

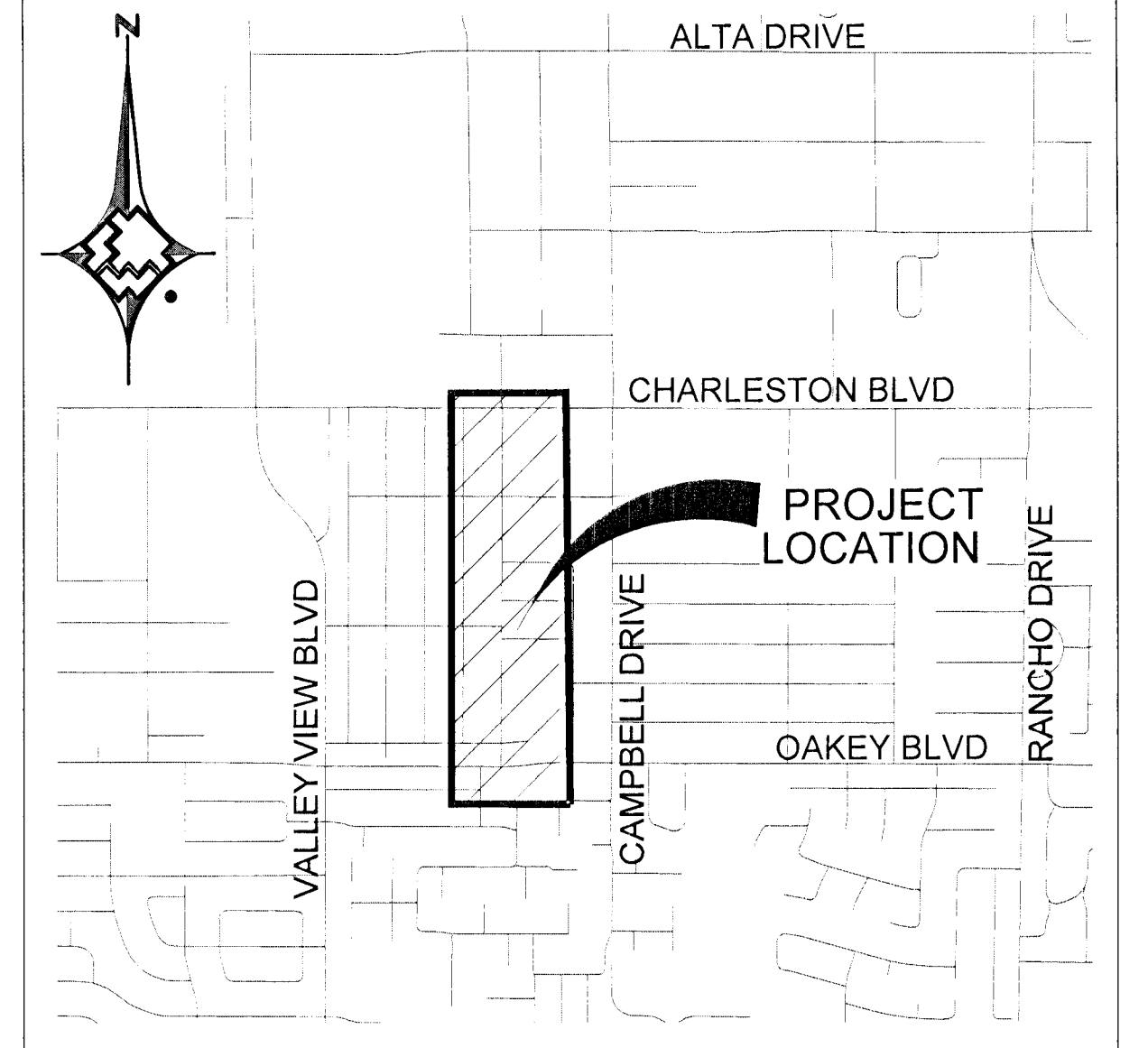
- SUGGESTED GAS LOCATIONS ARE TO CLEAR SUBSTRUCTURES. LOCATE IN THE FIELD.
- ALL PIPELINE CONSTRUCTION SHALL CONFORM TO APPLICABLE JURISDICTION SPECIFICATIONS.
- CITY OF LAS VEGAS PERMIT REQUIRED.
- GAS MAINS SHALL BE PURGED PER OPERATIONS MANUAL.
- ABANDONED SERVICES NO ACTION REQUIRED.
- SEE AC'S FOR SERVICE REPLACEMENT.
- DO NOT SCALE DRAWING.
- ANY CHANGES IN THE MAIN LOCATION MUST BE AUTHORIZED BY SWG ENGINEER.
- BACKFILL AND PAVEMENT RESTORATION TO COMPLY WITH RTC STANDARD(S) 503 AND/OR 500.3 AND/OR 500.4, 500.5
- CONTACT ENGINEERING FOR BYPASS INFORMATION.
- ALL MAIN TIE-INS REQUIRING TEES ARE TO BE FULL-FLOW TEES UNLESS OTHERWISE STATED.
- REPLACE ALL ACTIVE SERVICES EXCEPT WHERE EXISTING PE SERVICES ARE VERIFIED, INSPECTED AND APPROVED FOR TIE-OVER BY SWG INSPECTOR.
- EXISTING PE SERVICE, PE VERIFICATION, AND INSPECTION REQUIRED FROM MAIN TO RISER. TIE INTO NEW MAIN IF APPROVED BY SWG INSPECTOR, OTHERWISE REPLACE SERVICE.
- EXISTING SERVICE, UNKNOWN TYPE, SIZE, AND LOCATION TO BE VERIFIED.
- EXISTING ANODE RISER.
- EXISTING ANODELESS RISER.
- REPLACEMENT SVCS TO BE SINGLE OR BRANCHED. NO CROSS-LOT REPLACEMENT SVCS PERMITTED.
- REPLACE ALL ANODE RISERS WITH ANODELESS RISERS.
- THIS WORK REQUEST WILL ABANDON THE FOLLOWING VALVE: 1" NON-ESSENTIAL VALVE #1104077 AT 1200 CASHMAN DR. SEE AC# 1601548



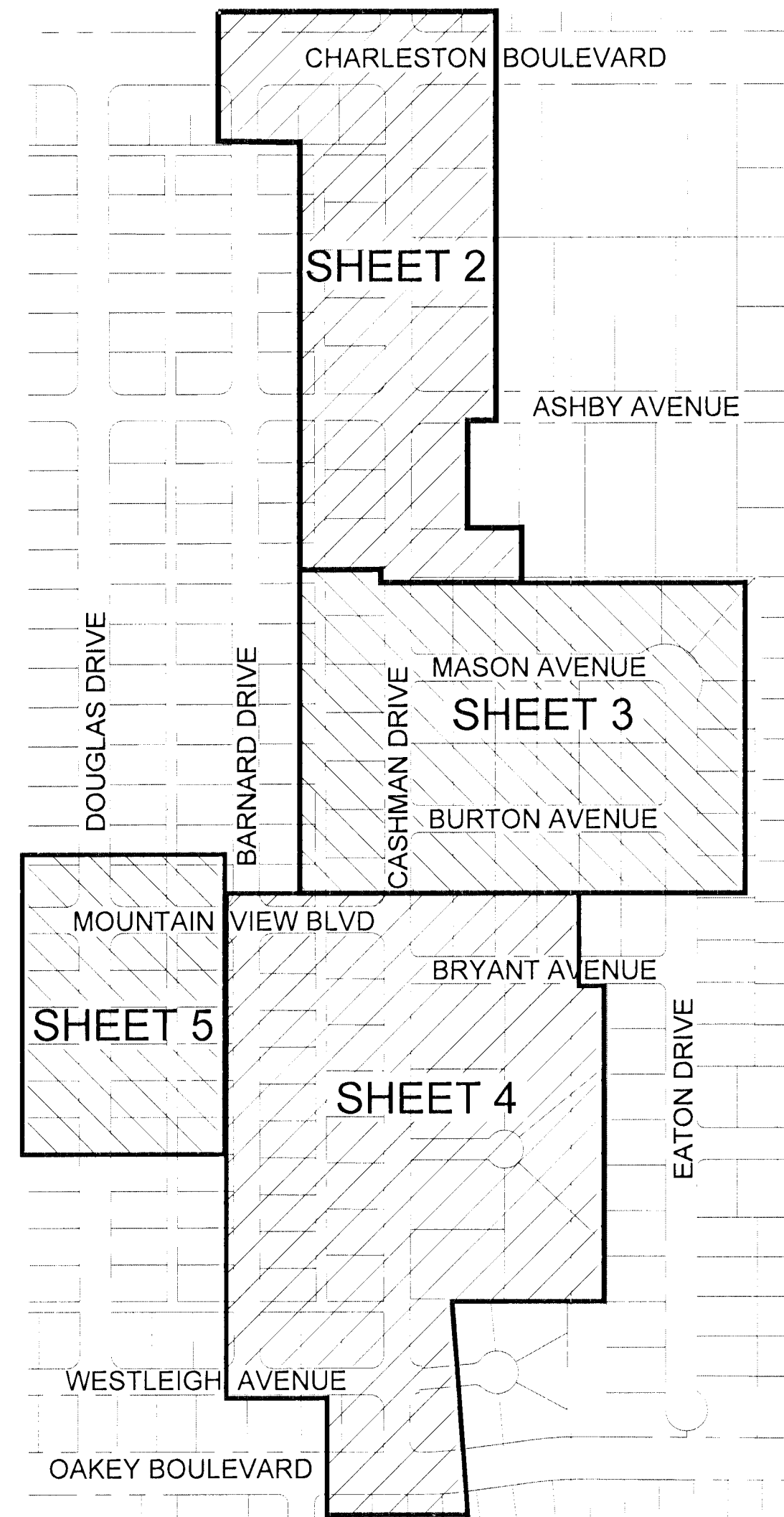

SOUTHWEST GAS CORPORATION

SI-CLV-MCNEIL MANOR 2A MAIN

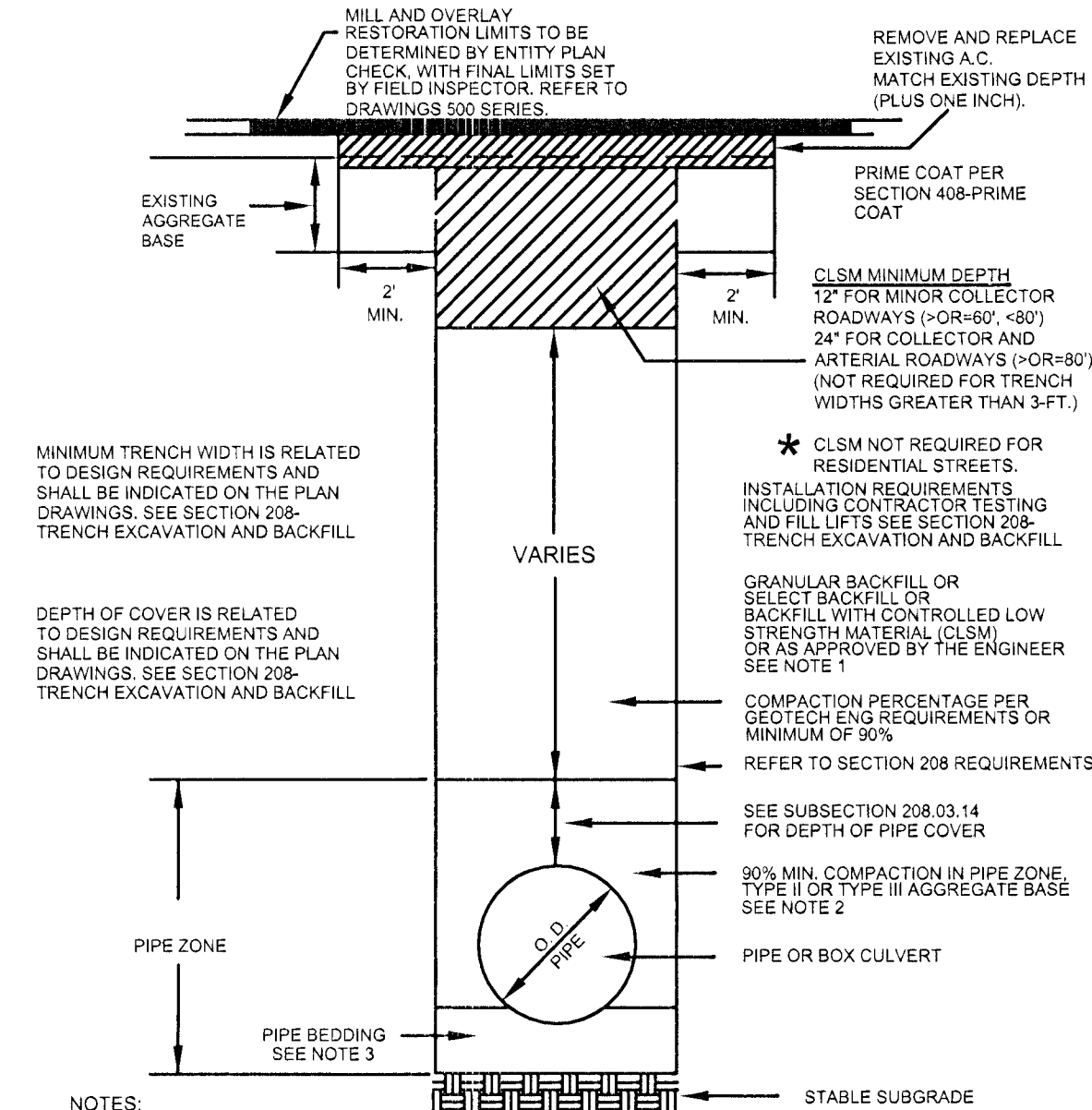
WR#1521082



VICINITY MAP
N.T.S.



KEY MAP
N.T.S.



- NOTES:
- NO STONES OR LUMPS GREATER THAN 3" PERMITTED IN TRENCH 2' OR LESS IN WIDTH.
 - TRENCH WIDTH, BEDDING, SUBGRADE AND PIPE ZONE REQUIREMENTS FOR UTILITY INSTALLATIONS SHALL CONFORM TO THE RESPECTIVE ENTITY REQUIREMENTS.
 - CRUSHED ROCK MAY BE USED FOR PIPE BEDDING ONLY IF MATERIAL USE HAS BEEN SPECIFICALLY APPROVED BY THE GOVERNING AGENCY. SEE STANDARD DRAWING NO. 505 FOR PIPE BEDDING METHODS.
 - LAS VEGAS VALLEY WATER DISTRICT REQUIRES PIPE BEDDING AND BACKFILL WITHIN THE PIPE ZONE TO BE OF THE SAME MATERIAL.

RTC STD 503
N.T.S.

LEGEND

- PROPOSED GAS
- EXISTING GAS
- EXISTING GAS TO BE ABANDONED
- MATCHLINE
- RIGHT-OF-WAY LINE
- CENTERLINE
- EXISTING WATERLINE
- EXISTING SANITARY SEWER
- EXISTING STORM DRAIN

FOR STEEL ONLY

PIPE TO SOIL: _____

ANODE INSTALLED? _____

YES NO

IF YES, PIPE TO SOIL: _____

TYPE OF PIPE COATING

2 TAR WRAP

3 ASPHALT

4 PRITEC

6 FUSION BONDED EPOXY

8 PLASTIC TAPE WRAP

9 EXTRUDED POLY COATING

10 OTHER: _____

CONDITION OF PIPE COATING

E EXCELLENT

G GOOD

F FAIR

P POOR

N NO COATING

CONDITION OF PIPE

IF EXPOSED EXTERNAL

IF CUT OR COUPON INTERNAL

EG GOOD IG

ESC SLIGHT CORROSION ISC

EHC HEAVY CORROSION IHC

WELD PROCEDURES USED

SIGNATURE: _____

DATE: _____

PURGE PLAN WAS COMPLETED IN ACCORDANCE WITH THE OPERATIONS MANUAL GUIDELINES BY:


NAME _____ DATE _____

I REVIEWED THE PROCEDURES PERFORMED AND FOUND THEM, ADEQUATE () INADEQUATE ()**

** INADEQUATE COMMENTS _____

SIGNATURE: _____ DATE: _____

SIGNATURE: _____ DATE: _____



SYSTEM MAOP

SYSTEM: D_VALLEY_WIDE

DR No: 21DR10008938

SEGMENT M.A.O.P. N/A

SYSTEM M.A.O.P. 43 PSIG

SYSTEM M.O.P. 43 PSIG


CITY OF LAS VEGAS NOTE:

TOTAL FOOTAGE LOCATED IN CITY OF LAS VEGAS PUBLIC ROW 5,344'

NOTHING ON THESE DRAWINGS SHALL BE RELIED ON OR CONSTRUED BY CONTRACTOR TO ESTABLISH THE METHOD OF INSTALLATION (i.e. INSERTION, SPLITTING OF SERVICE, OPEN CUT, OR BORING).

CATHODIC PROTECTION NOTES:

- THIS WR# AFFECTS THE FOLLOWING CP AREAS: C.P. ID #MI 615-512 2ndB, WMIS ID#21DCP0021346



DESCRIPTION	BY	DATE	APPVD

UNIT NO.	UNIT TYPE	INSTR.	RET.	INSTR.	RET.
		PROPOSED	COMPLETED		
3760202	2" STL		2,514'		
3760102	2" PE	5,118'	31'		
3760601	1" PVC		378'		
3760602	2" PVC		2,137'		
3760101	1" PE	153'			
3800601	1/2" PVC		3'		

AS-BUILT DRAWING-PRESSURE TEST DATA

PIPE DIA. _____ TEST MEDIUM _____ TEST METHOD _____

PIPE LENGTH _____

PIPE TYPE _____

MIN. DURATION _____

TEST PRES. (PSIG) _____ START _____ END _____

TIME _____ DATE _____

PERFORMED BY _____

VISUAL INSPECTION CERTIFICATION

I HAVE VISUALLY INSPECTED ALL HEATED FUSIONS, SOLVENT CEMENT, MECHANICAL JOINTS, AND WELDS THAT I HAVE PERFORMED.

NAME _____ DATE _____

AS-BUILTS ACCEPTED BY _____ DATE _____

POSTED BY _____ DATE _____

POSTING QC'D BY _____ DATE _____

CONSTRUCTION

INSPECTOR _____

FOREMAN _____

REVIEWED BY _____

PERMIT INFORMATION

CLV

TAX CODE 02-0200

ISOLATION AREA	W. R. NO.	ENGINEER/TECHNICIAN	PHONE	
95	1521082	NICOLE HUNT	(702)365-2311	
LOCATION	TILE NO.	ACCOUNT REP.	PHONE	
Sec. 5 T21S R61E M.D.M.	x615y512 x615y510	NICOLE HUNT	(702)365-2311	
		SHEET NO.	SCALE	DATE
		1 OF 7	AS NOTED	5-2-12
		DWN. BY:	CHKD. BY:	APPVD. BY:
		MM	BH	RM

TITLE: **SI-CLV-MCNEIL MANOR 2A MAIN**