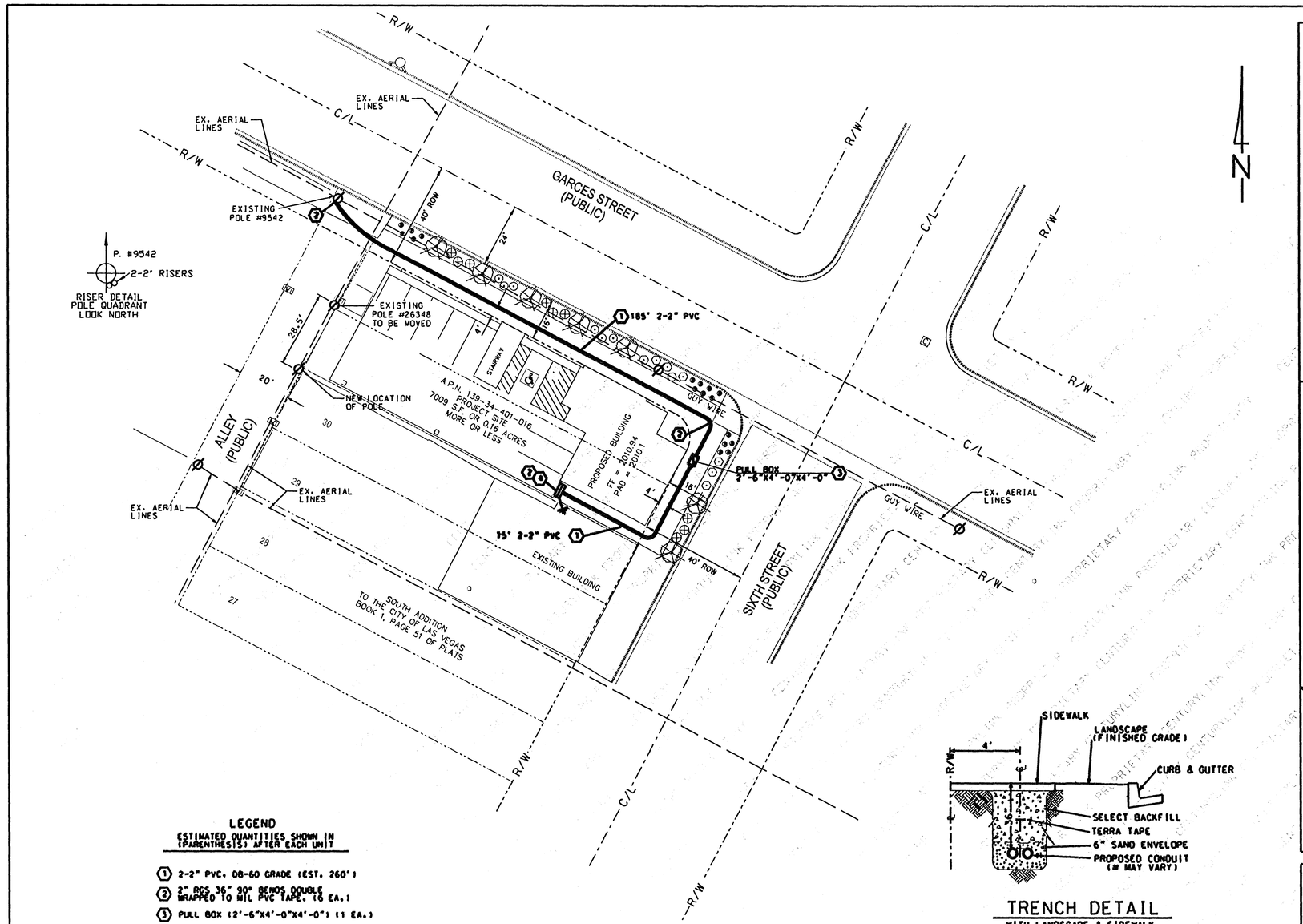


## LEGEND

| | |
|---|---|
| PROPOSED CONDUIT | P.V.C. - D.B. (DIRECT BURIAL) GRADE<br>D.B. 60 FOR 1", 2", & 3"<br>D.B. 100 FOR 4"<br>90° SWEEPS - 36" RADIUS FOR 1", 2", & 3"<br>48" RADIUS FOR 4"<br>SCHEDULE 40 PVC (TYPICAL) OR RIGID GALVANIZED STEEL WITH DOUBLE-WRAPPED 10 MIL CORROSION PROTECTION TAPE. (AS SHOWN) |
| EXISTING CONDUIT | |
| MANHOLE | MANHOLE (SEE DRAWING FOR SIZE) |
| 400 PULL BOX 3'-0" x 5'-0" x 4'-0" | TELEPHONE PULL BOX WITH TWO (2) HINGED ALUMINUM TORSION ASSISTED TRAFFIC RATED LID'S MARKED "TELCO", GALVANIZED STEEL ADJUSTING FRAME, AND 4-18 HOLE CABLE RACKS (2 EA. SIDE). |
| 200 PULL BOX 2'-6" x 4'-0" x 4'-0" | |
| 30 PULL BOX 17" x 30" x 30" | |
| 18 HAND HOLE 9" x 14" | |
| TELEPHONE TERMINAL CABINET 48" x 48" x 6" (100 PAIR) | UNDERWRITER LABORATORY APPROVED, RAIN-TIGHT WITH A NON-LOCKING, SIDE-HINGED DOOR, EQUIPPED INSIDE WITH A 3/4" PLYWOOD BACKBOARD 1" SMALLER ON ALL SIDES, CENTERED IN CABINET, SECURED WITH RECESSED MOUNTING HARDWARE, AND A #6 GROUND WIRE CONNECTED TO AN APPROVED GROUND SOURCE (SEE GROUND NOTE BELOW). |
| TELEPHONE TERMINAL CABINET 36" x 36" x 6" (25 to 50 PAIR) | |
| 3/4" PLYWOOD BACKBOARD | TELEPHONE TERMINAL BACKBOARD (T.T.B.) - TREATED WITH FIRE RETARDANT PAINT OR SEALER. BACKBOARDS SMALLER THAN 4' x 8' (ie. 2' x 2' & 4' x 4') SHOULD BE MOUNTED 40" ABOVE THE FLOOR. |
| #6 GROUND WIRE | CONNECT TO THE APPROVED COMMUNICATION GROUNDING SOURCE AS DETERMINED BY THE ELECTRICAL ENGINEER FOR THIS BUILDING OR DEVELOPMENT. |

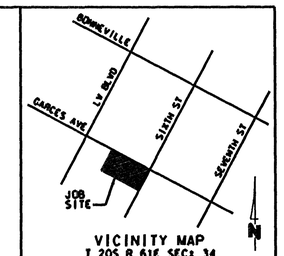


VICINITY MAP
T 20S R 61E SEC: 34

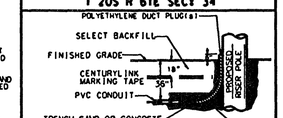


RISER DETAIL
(TYPICAL)

## CONSTRUCTION NOTES

1. ALL CONSTRUCTION SHALL CONFORM TO THE LATEST ISSUE OF THE CENTURYLINK UNDERGROUND SPECIFICATIONS.
2. ALL CONDUIT, TRENCHING, BACKFILLING AND SUBSTRUCTURES ARE TO BE PROVIDED BY THE DEVELOPER AND CONFORM WITH CENTURYLINK STANDARDS UNLESS OTHERWISE SPECIFIED.
3. TRENCHING AND TELEPHONE SUBSTRUCTURES ARE TO BE PLACED IN THE SIDEWALK AREA WHENEVER POSSIBLE. ALL TRENCHING WILL BE OF A MINIMUM DEPTH TO MAINTAIN 36" OF COVER OVER UNDERGROUND TELEPHONE FACILITIES AND 12" MINIMUM SEPARATION FROM FOREIGN UTILITIES. NEW AND EXISTING BOXES WILL BE ESTABLISHED TO FINISHED GRADE.
4. ALL PULL BOXES (2'-6" x 4'-0" AND LARGER) AND MANHOLES ARE TO BE GROUNDED WITH A 3/8" x 1/4" TINNED SOFT COPPER BONDING RIBBON PLACED VERTICALLY AROUND THE BOTTOM OF THE BOX WITH 3' ENDS STUBBED INSIDE.
5. WHEN EXISTING TELEPHONE FACILITIES (ie. POLES, MANHOLES, PULL BOXES, CONDUIT, TERMINALS, etc.) ARE AFFECTED BY IMPROVEMENTS (REQUIRED BY LOCAL ORDINANCE SUCH A STREET LIGHTS, SIDEWALK, GUTTERS, etc.) THE DEVELOPER SHALL BE RESPONSIBLE FOR THE ADJUSTMENT OF THESE FACILITIES AS REQUIRED.
6. PLYWOOD BACKBOARDS ARE TO BE TREATED WITH FIRE RETARDANT MATERIAL, PAINT, OR SEALER.
7. THE CONTRACTOR SHALL PROVIDE AND INSTALL A MEASURING TAPE CONSISTING OF A WATER PROOF, 400 POUND TENSILE STRENGTH, MARKED IN ONE FOOT OR LESS INCREMENTS IN AT LEAST ONE DUCT OF ALL CONDUIT SECTIONS. ALL OTHER DUCTS IN A MULTIPLE DUCT SYSTEM WILL HAVE A 3/32 INCH JET LINE PULL STRING WITH 400 POUND TENSILE STRENGTH.
8. THE CONTRACTOR SHALL PROVE AND MANDREL ALL CONDUIT AFTER BACKFILLING WHILE A CENTURYLINK INSPECTOR IS PRESENT. MANDREL SIZE IS TO BE 1/4" SMALLER THAN THE INSIDE DIAMETER OF THE CONDUIT.
9. IN ORDER TO INSURE ADEQUATE FACILITIES ARE PROVIDED FOR THIS PROJECT, IT IS IMPERATIVE THAT THE CONDUIT RECOMMENDATION NOT BE CHANGED WITHOUT CENTURYLINK OUTSIDE PLANT ENGINEERING APPROVAL.
10. CONCRETE ENCASEMENT SHALL CONSIST OF 3/4" AGGREGATE, TYPE V, PORTLAND CEMENT CONCRETE. THE ENCASEMENT SHALL BE A MINIMUM OF 2" BETWEEN THE CONDUIT AND A MINIMUM OF 3" ON THE TOP, BOTTOM AND SIDES OF THE DUCT BANK.
11. ALL TERMINALS, BACKBOARDS, CABINETS, ETC., SHALL BE EQUIPPED WITH A #6 GAUGE GROUND WIRE, RUN TO AN APPROVED GROUND SOURCE.
12. A POLYETHYLENE DUCT PLUG SHALL BE INSTALLED IN ALL CONDUIT WHERE TERMINATED OR STUBBED.
13. PROTECTIVE POSTS SHALL BE 4" RIGID STEEL PIPE, SIX FEET IN LENGTH, FILLED AND SET IN CONCRETE AT LOCATIONS SHOWN. THE TOP OF THE PROTECTIVE POST SHALL BE 36 INCHES ABOVE THE PROPOSED FINISHED GRADE AND PAINTED WITH YELLOW STREET MARKING PAINT.
14. IF EXISTING TERMINATORS ARE NOT UTILIZED TO JOIN SUBSTRUCTURES, CALL 244-7811 FOR CENTURYLINK INSPECTOR, 24 HOURS PRIOR TO PENETRATING ANY CENTURYLINK MANHOLE OR PULL BOX. THE ENTRANCE LOCATION IS VERY CRITICAL AND WILL BE DETERMINED AT THIS TIME. CORE DRILLING AND PROPER GROUTING IS MANDATORY. ENTERING THE SIDE OF A CENTURYLINK MANHOLE OR PULL BOX IS NOT PERMITTED UNLESS APPROVED BY CENTURYLINK.
15. ALL TELEPHONE BOXES WILL BE REQUIRED TO HAVE AN 8" x 8" CONCRETE COLLAR POURED AROUND THE TOP PORTION OF THE BOX PER CENTURYLINK STANDARDS, EXCEPT WHEN BOXES ARE TO BE LOCATED IN A CONCRETE SIDEWALK AREA.
16. CENTURYLINK WILL REQUIRE "AS-BUILT" FOOTAGES PRIOR TO ORDERING CABLE TO SERVE THIS DEVELOPMENT. THESE FOOTAGES MUST BE RECEIVED SIX WEEKS PRIOR TO SERVICE INSTALLATION DUE DATES.
17. CALL 244-7811 TO SCHEDULE CENTURYLINK INSPECTION 24 HOURS PRIOR TO STARTING ANY WORK.

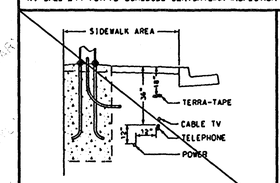


OFFSITE TRENCH DETAIL

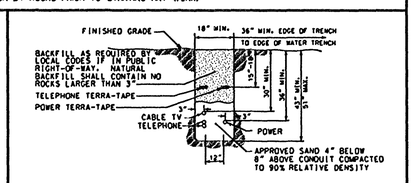


ONSITE TRENCH DETAIL

## LEGEND

ESTIMATED QUANTITIES SHOWN IN (PARENTHESIS) AFTER EACH UNIT

1. 2-2" PVC. DB-60 GRADE (EST. 260')
2. 2" RGS 36" 90° BENDS DOUBLE WRAPPED 10 MIL PVC TAPE. (6 EA.)
3. PULL BOX (2'-6"X4'-0"X4'-0") (1 EA.)
4. TELEPHONE TERMINAL CABINET (36"X36"X6") (1 EA.)




TRENCH DETAIL
WITH LANDSCAPE & SIDEWALK

## CONTRACTOR / DEVELOPER NOTE

1. THE DEVELOPER/CONTRACTOR SHALL CALL 244-7811 TO SCHEDULE INSPECTIONS 24 HOURS IN ADVANCE. REQUESTS RECEIVED AFTER 11:00 AM MAY NOT BE SCHEDULED FOR THE FOLLOWING WORKDAY.
2. ANY MODIFICATIONS TO THE CENTURYLINK DESIGN MUST BE APPROVED BY THE ENGINEER.
3. THESE PLANS WILL BE VALID FOR SIX MONTHS FROM DATE OF ISSUE.

**EASEMENT / PERMIT CERTIFICATION**

EASEMENT / PERMIT REQUIRED: YES ☐ NO ☒
EASEMENT / PERMIT OBTAINED: YES ☐ NO ☒
DATE EASEMENT / PERMIT OBTAINED: _____
ROW ENGINEER SIGNATURE: _____
CENTURYLINK EASEMENT/PERMIT NUMBER _____
REMARKS: _____

**CITY OF LAS VEGAS PERMIT REQUIRED ●**

DEVELOPER/CONTRACTOR SHALL OBTAIN A CITY PERMIT BEFORE ANY EXCAVATION WORK WITHIN CITY OF LAS VEGAS RIGHT-OF-WAY

●CENTURYLINK INSPECTOR WILL VERIFY CITY PERMIT FOR WORK DONE WITHIN CITY OF LAS VEGAS RIGHT-OF-WAY

INSPECTOR: DATE:

OWNER/CONTACT: ADOBE ELECTRIC/BENNY CEDILLO
TELEPHONE #: 702-362-5557

REVIEWED BY FACILITY ENGINEER: DATE

DISCLAIMER NOTE:
UTILITY LOCATIONS SHOWN ARE APPROXIMATE ONLY. IT SHALL BE THE CONTRACTOR'S RESPONSIBILITY TO DETERMINE THE EXACT HORIZONAL AND VERTICAL LOCATION OF ALL EXISTING UNDERGROUND UTILITIES PRIOR TO COMMENCING CONSTRUCTION. CENTURYLINK ASSUMES NO RESPONSIBILITY FOR UTILITIES NOT SHOWN OR UTILITIES NOT SHOWN IN THEIR PROPER LOCATION.

**APPROVED FOR CONSTRUCTION**
THIS APPROVAL IS FOR WORK IN CLV R/W OR CLV EASEMENTS ONLY. OBTAINING PERMISSIONS OR EASEMENTS FOR WORK SHOWN ON PRIVATE PROPERTY IS THE RESPONSIBILITY OF THE UTILITY.

APPROVAL 4/4/06 1071-5662-UTL 4-3-12 DATE

ALL CONSTRUCTION AND MATERIALS SHALL BE IN ACCORDANCE WITH THE "UNIFORM STANDARD SPECIFICATIONS FOR PUBLIC WORKS CONSTRUCTION OFF-SITE IMPROVEMENTS, CLARK COUNTY AREA NEVADA", LATEST ISSUE; THE "UNIFORM STANDARD DRAWINGS FOR PUBLIC WORKS CONSTRUCTION, CLARK COUNTY AREA NEVADA", LATEST ISSUE; AND OTHER APPLICABLE APPROVED STANDARDS ISSUED BY THE CONTROLLING AGENCY; ALL LOCAL CITY CODES AND ORDINANCES APPLICABLE.

THIS DOCUMENT INCLUDES CENTURYLINK PROPRIETARY AND CONFIDENTIAL INFORMATION AND IS PROTECTED BY U.S. COPYRIGHT AND TRADEMARK LAWS. COPYING AND DISTRIBUTION OF THIS DOCUMENT, AS WELL AS DISCLOSURE TO THIRD PARTIES OF ANY INFORMATION CONTAINED HEREIN, ARE STRICTLY PROHIBITED.

CENTURYLINK PROPRIETARY

CONSTRUCTION PERMIT REQUIRED BY CONTRACTOR

01/18/12

| NO. | REVISION | ENGR. | MGR. | DATE |
|---|---|---|---|---|
| 1 | | | | |
| 2 | | | | |
| 3 | | | | |

811 Know what's below. Call before you dig.

CenturyLink™

| | | | |
|---|---|---|---|
| TITLE | UNDERGROUND CONDUIT REQUIREMENT for MURPHY FARMER OFFICE BLDG 702 S 6TH ST | DRN. S. PEREZ | CKD. E.275793 |
| | | DWG. 244-1352 | CLIN. MAIN |
| | | APP. S. GIFFORD | DATE 02/23/12 |
| | | SCALE 1" = 20' | SHT. NO. 1 of 1 |

850

1071-5662-UTL