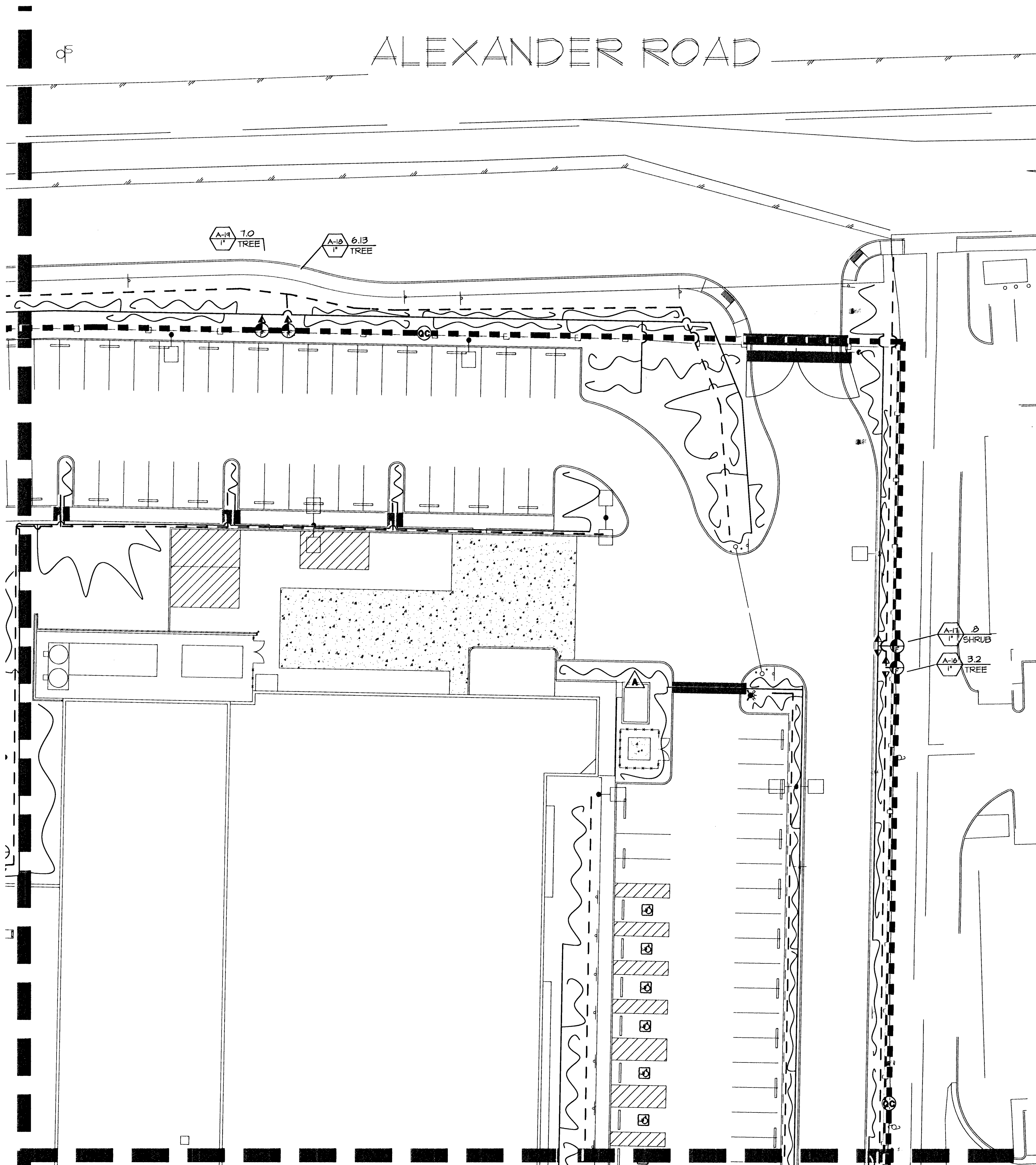


ALEXANDER ROAD

MATCHLINE SEE SHEET L2.01

MATCHLINE SEE SHEET L2.04

125298



IRRIGATION EQUIPMENT LEGEND

SYMBOL	DESCRIPTION	MANUFACTURER	MODEL	SIZE
PC	POINT OF CONNECTION	SEE CIVIL DRAWINGS		----
QC	QUICK COUPLING VALVE W/KEY	RAINBIRD	33-DLRC	3/4"
WVF	REMOTE CONTROL VALVE W/WYE FILTER & BALL VALVE	HUNTER AGRICULTURE PRODUCTS	ICV 4E-1-B-200	SIZE AS PER PLAN
PRV	PRESSURE REDUCING VALVE	SENNINGER	PMR-MF	3/4"
FLV	FLUSH VALVE	SPEARS	PVC BALL VALVE	1/2"
BBV	BRONZE BALL VALVE	WATTS	B-6000	SIZE AS PER LINE
IC	IRRIGATION CONTROLLER	HUNTER	ICC-4800-PED-SS	48 STATIONS
PM	PVC MAINLINE		SCHEDULE 40	2 1/2"
PL	PVC LATERAL LINE	----	CLASS 200	1"
PLT	PVC LATERAL LINE TREE	----	CLASS 200	1"
FT	PVC FLEXIBLE TUBING	GPH	GPE140B20	3/4" PE
EM	EMITTER	GPH	6XBC1-6XBC2	SEE EMITTER SCHEDULE
SU	SLEEVE UNDER PAVED AREAS	----	SCHEDULE 40	SEE NOTE #5

IRRIGATION CONTROLLER
 ID GPM FLOW IN GPM
 SIZE TYPE PLANT MATERIAL
 VALVE SIZE

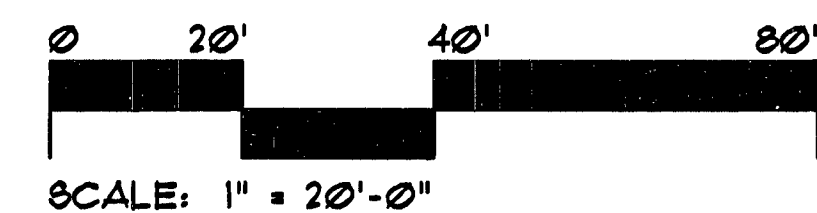
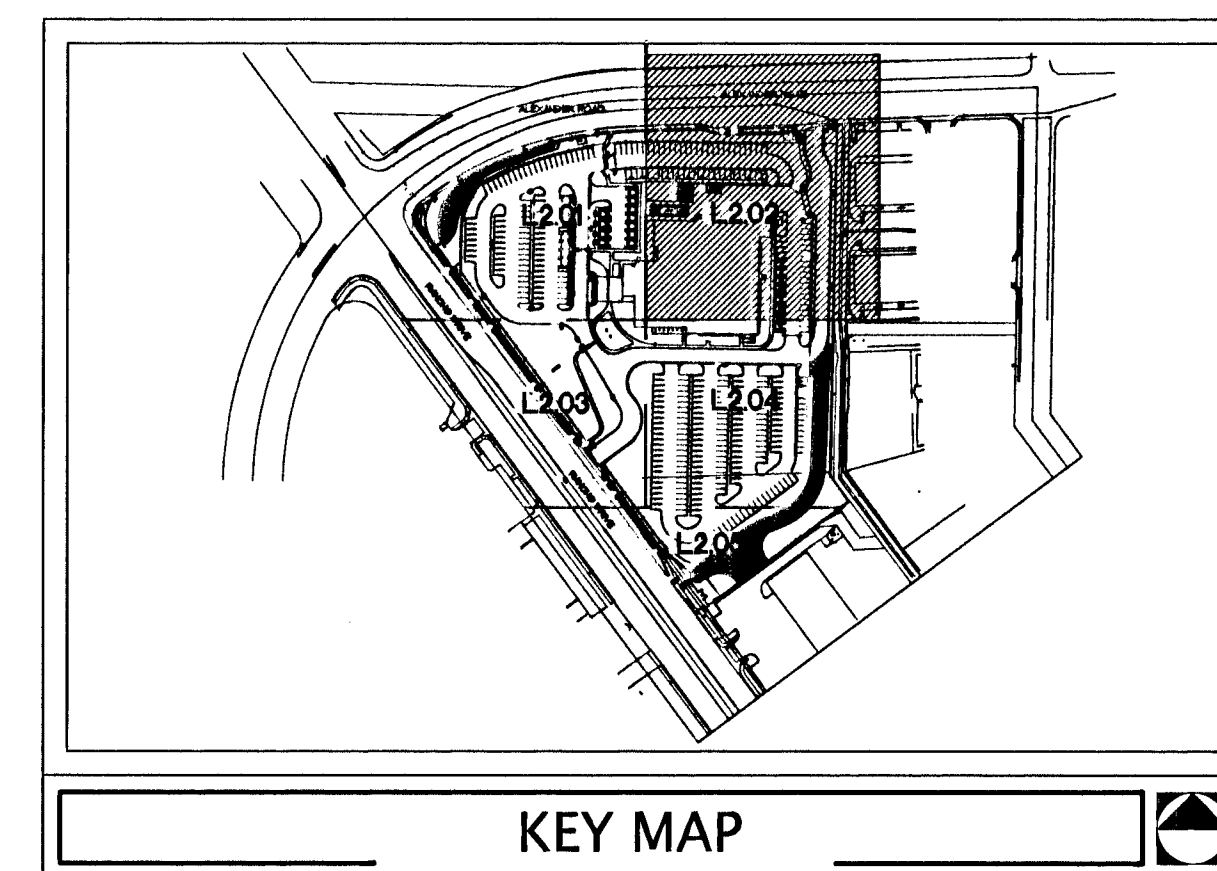
EMITTER SCHEDULE

PLANT SIZE	G.P.H.	QTY.	EMITTER	MANUFACTURER
24" BOX	16	8	6XBC2	GPH
5 GAL	2	1	6XBC1	GPH

IRRIGATION NOTES

- THE CONTRACTOR SHALL VERIFY THE STATIC PRESSURE AT THE POINT OF CONNECTION AND MAKE FINAL CONNECTIONS ALLOWING FOR ANY POSSIBLE DEVIATIONS FROM LOCATION SHOWN ON PLANS DUE TO SITE CONDITIONS. ANY DEVIATIONS FROM THE DESIGN SHALL BE BROUGHT TO THE ATTENTION OF THE OWNER'S REPRESENTATIVE.
- THE IRRIGATION PLAN IS DRAWN FOR GRAPHIC CLARITY, WHERE PIPING AND VALVES ARE SHOWN IN CONCRETE AREAS, THE INTENT IS FOR THE PIPING AND VALVES TO BE PLACED IN THE ADJACENT PLANTING AREAS, EXCEPT WHERE SLEEVES ARE REQUIRED. PLACE ALL VALVE BOXES IN SHRUB BEDS.
- SEE CIVIL DRAWINGS FOR LOCATION OF POINT OF CONNECTION, METER SIZE, ETC.
- BACKFLOW PREVENTER(S) TO BE IN COMPLIANCE WITH THE LAS VEGAS VALLEY WATER DISTRICT STANDARDS, CODES, AND REGULATIONS (LVWD PLATE NO. 11).
- INSTALL SLEEVING BASED ON THE SIZING GUIDE BELOW:


PIPE SIZE	REQUIRED SLEEVING
2 1/2" TO 3" PVC	1 - 6" SCH 40 PVC SLEEVE
1 1/4" TO 2" PVC	1 - 4" SCH 40 PVC SLEEVE
3/4" TO 1" PVC	1 - 2" SCH 40 PVC SLEEVE
- CONTRACTOR TO PROVIDE ALL NECESSARY SLEEVING UNDER ROADS, CONCRETE SLABS, ETC.
- VALVE BOXES TO BE PERMANENTLY BRANDED WITH CONTROLLER LETTER & STATION (EXAMPLES: STATION = A3, QUICK COUPLER = QC) LETTER AND STATION IDENTIFICATION SHALL BE 2 INCH HIGH MIN. VALVE BOXES TO HAVE LOCKING CAPABILITY. VALVE BOXES TO BE TAN IN COLOR. VALVE BOXES TO BE LOCATED IN PLANTING BEDS ONLY.
- CONTRACTOR IS RESPONSIBLE TO VERIFY UTILITY LOCATION, OBTAIN, COORDINATE AND PAY FOR ANY PERMITS AND ALL INSPECTIONS AS REQUIRED.
- CONTRACTOR RESPONSIBLE FOR POWER CONNECTION, PHONE LINE AND ACTIVATION OF IRRIGATION CONTROLLER(S) PRIOR TO SUBSTANTIAL COMPLETION.
- CONTRACTOR TO PROVIDE POSITIVE DRAINAGE AWAY FROM ALL STRUCTURES, WALLS, AND ON ALL SIDEWALKS ACCORDING TO ALL CODES, REGULATIONS, AND REQUIREMENTS.



Call before you OVERHEAD 1-702-593-6111
 Call before you Dig. 1-800-227-2600



JW ZUNINO
 LANDSCAPE ARCHITECTURE
 LAS VEGAS
 3191 S. JONES BLVD
 LAS VEGAS, NV 89146
 T 702.253.9390
 F 702.253.1018
 CARLSBAD
 2248 FARADAY AVE
 CARLSBAD, CA 92008



RANCHO VA OUTPATIENT CLINIC

Project Number: 03/22.01

Date: 08-23-10

Drawn By: SC

Checked By: CML

Scale: 1" = 20'

Revisions:

- △
- △
- △

THIS DOCUMENT AND THE IDEAS AND DESIGNS INCORPORATED HEREIN, AS AN INSTRUMENT OF PROFESSIONAL SERVICE, IS THE PROPERTY OF JW-ZUNINO & ASSOCIATES, AND IS NOT TO BE USED IN WHOLE OR IN PART, FOR ANY OTHER PROJECT WITHOUT THE WRITTEN PERMISSION OF JW-ZUNINO & ASSOCIATES INC.

Sheet Title:
LANDSCAPE IRRIGATION PLAN

Sheet Number:

L2.02

107V5514