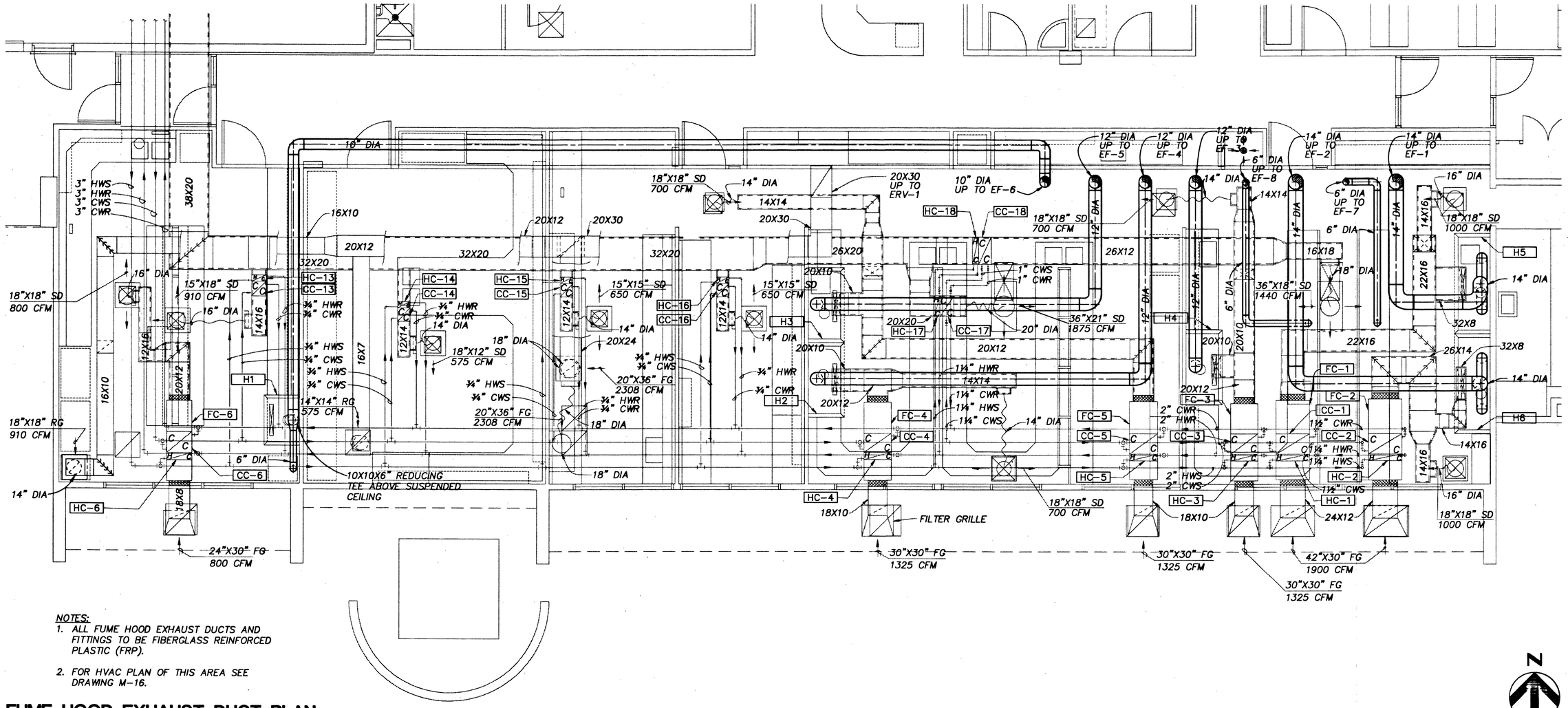

NOTES:

1. ALL FUME HOOD EXHAUST DUCTS AND FITTINGS TO BE FIBERGLASS REINFORCED PLASTIC (FRP).
2. FOR HVAC PLAN OF THIS AREA SEE DRAWING M-16.

FUME HOOD EXHAUST DUCT PLAN

¼"=1'-0"

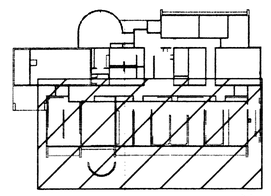

KEY PLAN

NTS

HDR

HDR Engineering, Inc.

Issue No.	Description	Date	Drwn.	Chkd.	Resp. Engr.	Proj. Mgr.
7	ISSUED FOR CONSTRUCTION	11/27/91	MWB	MJH	HJG	DAP
1	ADDENDUM	6/19/91	BAD	MJH	GPC	DAP

Project Manager: DAVID A. PIVETTI
Architect
I&C/Process
Civil
Mechanical: TK/PSC/HJG
Electrical
Structural
Drawn By: M.BOYLE

City of Las Vegas

Water Pollution Control Facility
Nitrification / Filtration Facilities

Contract 14
LABORATORY

LABORATORY

FUME HOOD EXHAUST DUCT PLAN

99/

Date	Project No.	Drawing No.	Issue
AUGUST 1991	00120-081-141	M-17	7
Scale: NOTED		311.45	

30702

M1-17.DWG/00120-081-141-06
11/19/91

BAR LENGTH ON ORIGINAL DRAWING EQUALS ONE INCH

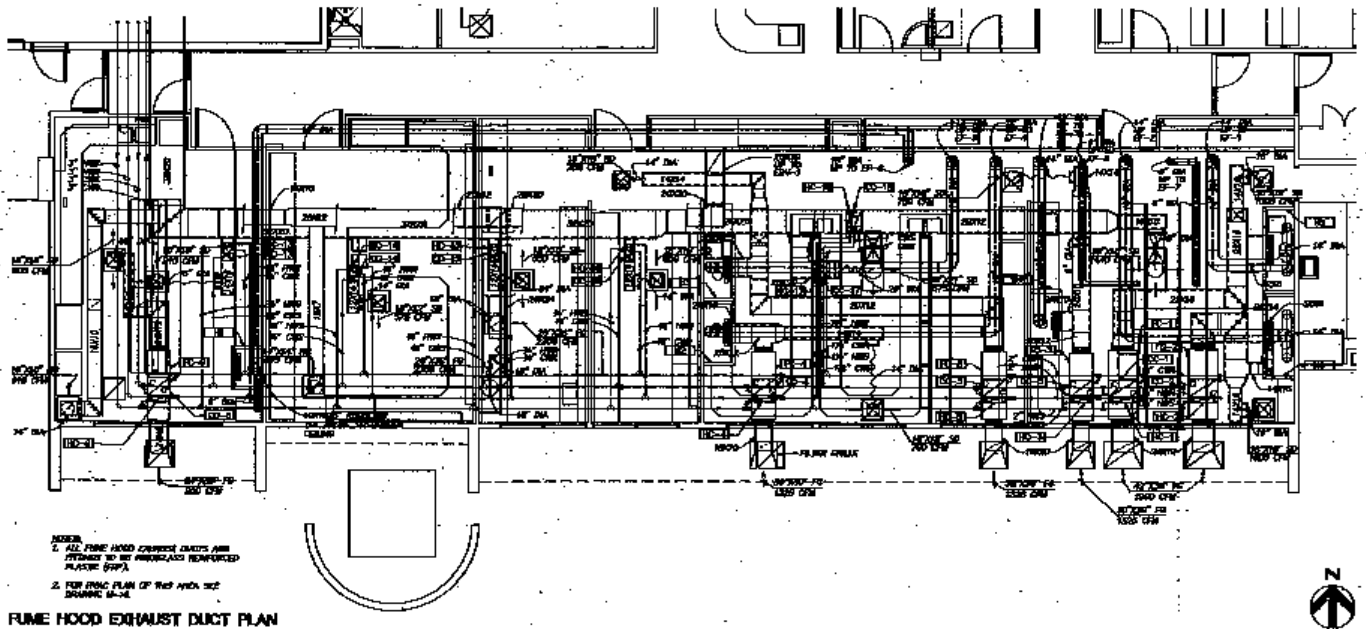

NOTES:
1. ALL FUME HOOD EXHAUST DUCTS ARE INTENDED TO BE FIBERGLASS REINFORCED PLASTIC (FRP).
2. FOR ENTIRE PLAN OF THIS AREA, SEE DRAWING M-14.

FUME HOOD EXHAUST DUCT PLAN

1/4" = 1'-0"

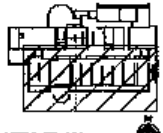

KEY PLAN

NOT

HDR

2	ISSUED FOR CONSTRUCTION	5/20/98	MBB	MJF	MJF	BAP
1	ADDENDUM	5/19/98	BAD	MJF	GPC	BAP

DAVID A. FRETS

TR/PROJ MGR

DRAWN BY: JLS/KLE

City of Lubbock

Water Pollution Control Facility
Rehabilitation / Elevation Projects

Contract 14
LABORATORY

LABORATORY

FUME HOOD EXHAUST DUCT PLAN

AUGUST 1997

NOTED

CO2000-CON-141

M-17

30 OF 35