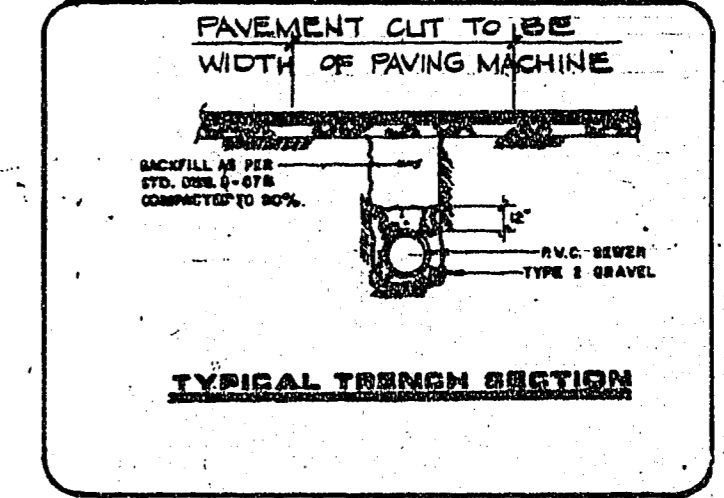


LEGEND

FIRE HYDRANT W/4" G.V.	1 1/4" PVC CONDUIT (ST. LT.)
WATER LINE	250W EPB LUMINAIRE W/11 GA. POLE
SEWER LINE	100W EPB LUMINAIRE W/11 GA. POLE
SEWER LATERAL	NO. 3 1/2 CONCRETE PULL BOX W/RETAL COVER
GATE VALVE	CONCRETE DRIVEWAY
REDUCER	STOP SIGN
SEWER MANHOLE	6" STREET SIGN

- WATER NOTES**
- ALL WORK TO CONFORM TO LAS VEGAS VALLEY WATER DISTRICT STANDARD PRACTICES.
 - ALL WORK, EXCEPT AS MODIFIED HEREON OR BY NOTE NO. 1, SHALL BE DONE IN ACCORDANCE WITH THE MOST CURRENT DRAFT OR EDITION OF "UNIFORM STANDARD SPECIFICATIONS FOR PUBLIC WORKS CONSTRUCTION OF OFF-SITE IMPROVEMENTS", CLARK COUNTY AREA.
 - NOTICE TO BE GIVEN ENGINEERING DEPARTMENT OF THE LAS VEGAS VALLEY WATER DISTRICT 48 HOURS PRIOR TO ACTUAL CONSTRUCTION.
 - SERVICE SADDLES OR TAPPED COLLARS WILL BE REQUIRED ON ALL 3/4" AND 1" SERVICE LATERALS. SERVICE SADDLES ONLY WILL BE PERMITTED ON 1-1/2" AND 2" SERVICE LATERALS. DOUBLE TAPPED COLLARS ARE NOT PERMITTED.
 - ALL LINES TO BE PRESSURE TESTED TO 200 PSI.
 - DEFLECTION ANGLE SHALL NOT EXCEED 2-1/2 DEGREES PER 13 FOOT SECTION OF PIPE FOR PIPE SIZES SMALLER THAN 14 INCHES AND SHALL NOT EXCEED 2 DEGREES FOR PIPE SIZES BETWEEN 14 INCHES AND 16 INCHES.
 - ALL METERS SHALL BE LOCATED OUTSIDE OF DRIVEWAYS.
 - DETECTOR TAPS REQUIRED IN ACCORDANCE WITH STANDARD PRACTICE NO. 27 WHERE INDICATED AND AS FOLLOWS:
 - OVER ALL MAINS NOT INSTALLED AT 6 FEET FROM BACK OF CURB.
 - OVER ALL SERVICE LATERALS NOT INSTALLED AT RIGHT ANGLE TO MAIN.

- FIRE DEPARTMENT NOTES**
- FIRE HYDRANTS IN PRIOR TO CONSTRUCTION WITHIN THREE HUNDRED (300) FEET OF ALL CONSTRUCTION FOR LAS VEGAS FIRE DEPARTMENT.
 - LAS VEGAS VALLEY WATER DISTRICT TO DETERMINE THAT HYDRANTS ARE CONNECTED TO A WATER SUPPLY, CAPABLE OF SUPPLYING THE REQUIRED FLOW.
 - APPROVED FIRE HYDRANTS FOR THIS PROJECT ARE: REDBODY GUARDIAN OR MUELLER A-423 CENTURION.



Call before you Dig.
1-800-227-2600
UNDERGROUND SERVICE UTILITIES

APPROVALS

NEVADA POWER COMPANY approves the point of service to the street light system. This shall not be deemed to consent to the placement of the light poles which may be in conflict with Nevada Power Company's prior rights and/or facilities.

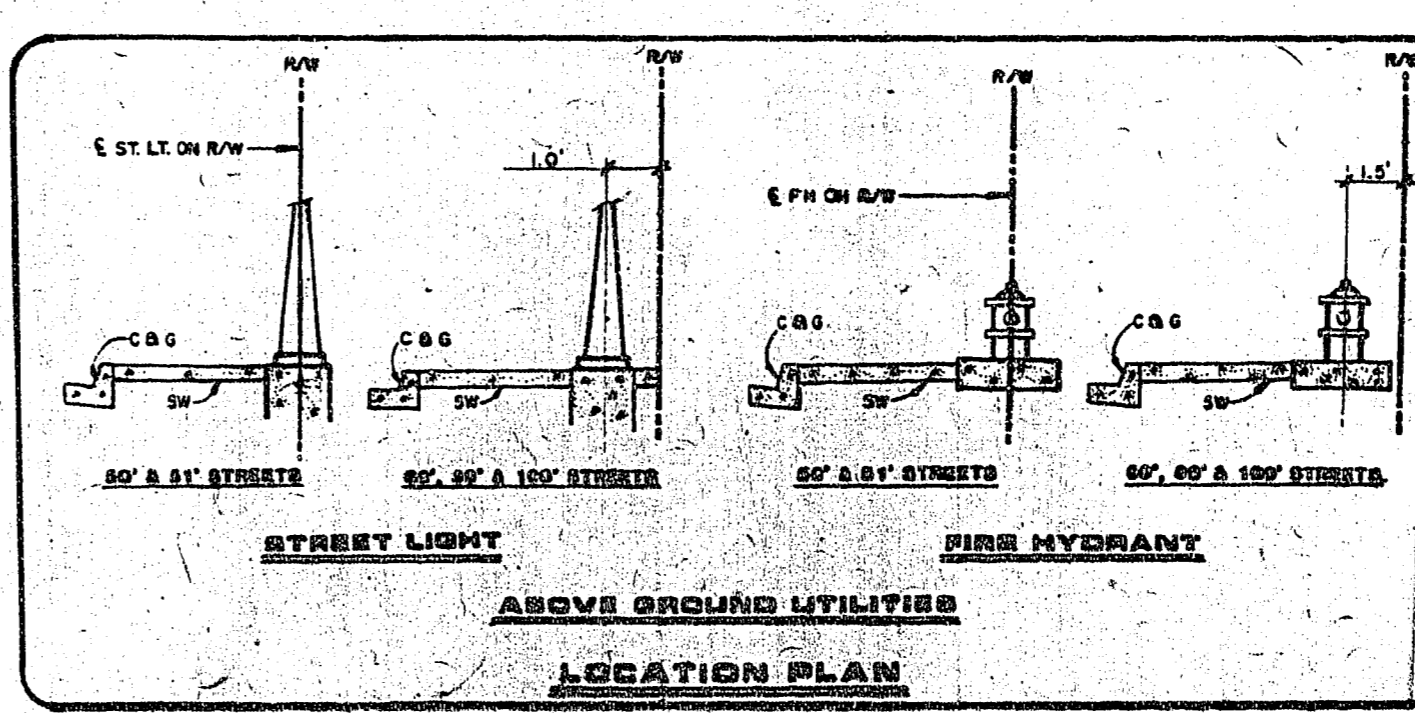
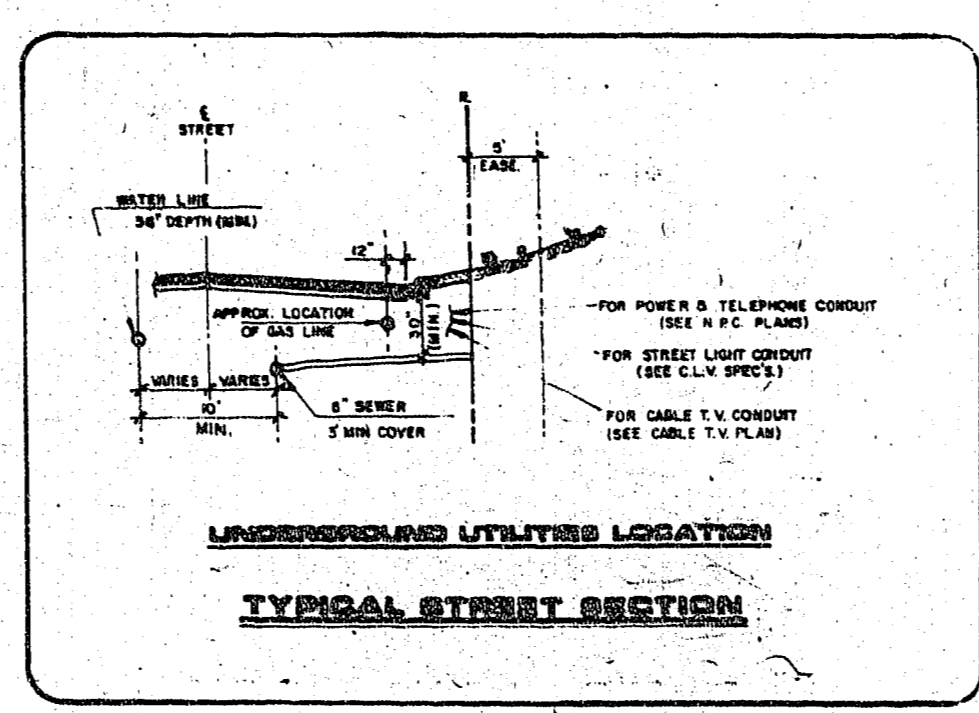
3/9/06
By: [Signature]
NEVADA POWER COMPANY

5/22/06
By: [Signature]
LAS VEGAS VALLEY WATER DISTRICT

8-22-06
By: [Signature]
CLV CHIEF LAND DEVELOPMENT

ESTIMATE OF QUANTITIES

STD. F.H. W/6" G.V. & 6" A.C.P. LAT.	3 EA.
6" A.C.P.	1255 L.F.
4" A.C.P.	322 L.F.
6" GATE VALVE W/VALVE BOX & COVER	2 EA.
4" GATE VALVE W/VALVE BOX & COVER	1 EA.
3/4" WATER SERVICE	50 EA.
METER BOX	50 EA.
5/8" METER (INSTALLATION BY L.V.V.W.D.)	50 EA.
2" BLOW-OFF ASSEMBLY	2 EA.



DESCRIPTION: METROPOLITAN DEVELOPMENT CO. METROPOLITAN'S SOUTHBEND VILLAGE UTILITY PLAN (SEWER AS-BUILT'S)

REV. DATE: 3/9/06

REV. NO. / DATE: 3794 7/26/06

R.E. NO. / DATE: 3794 7/26/06

G.C. WALLACE, INC. Engineering/Architecture

1535 SOUTH RAINBOW BLVD. LAS VEGAS, NEVADA 89102

SHEET 6 OF 12 SHEETS