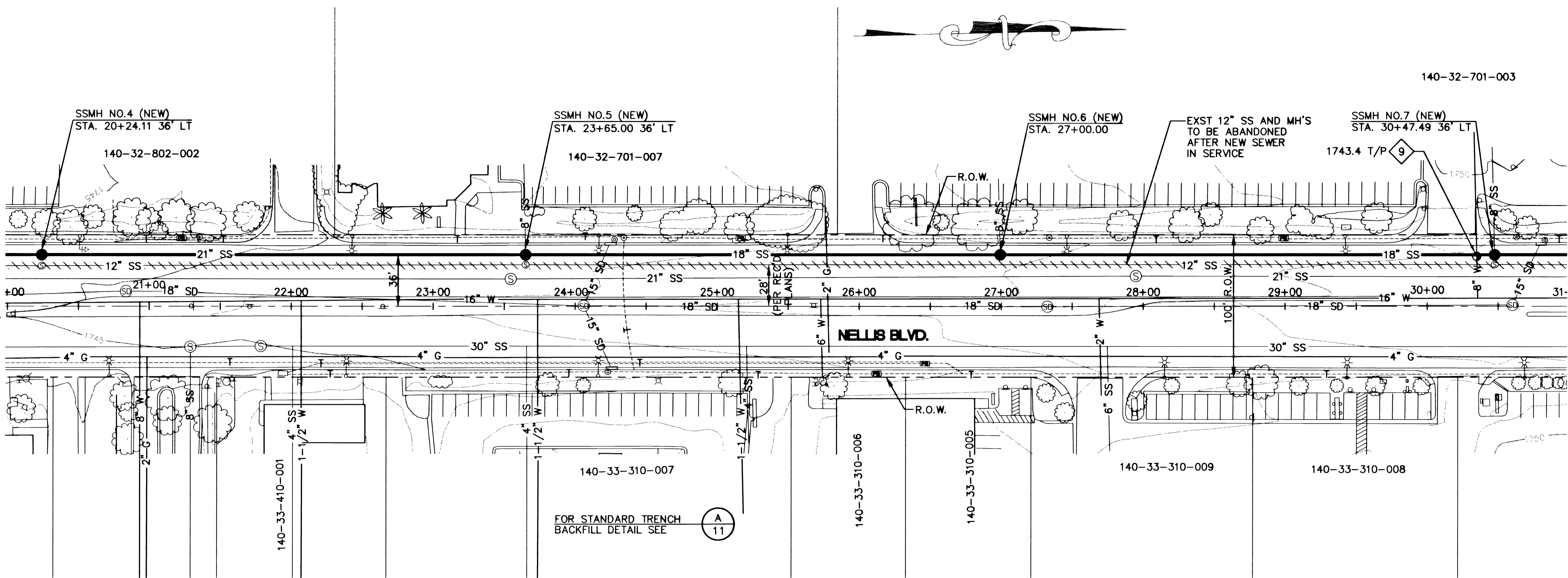


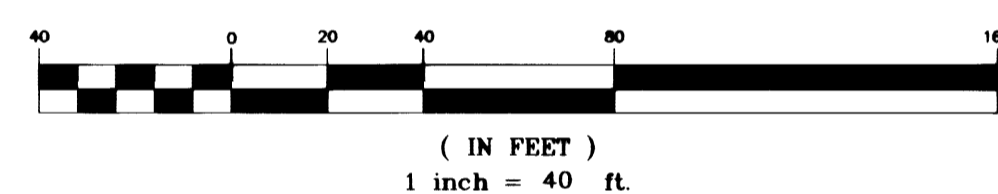
SEE SHEET NO. 5
MATCHLINE, STA. 20+00.00



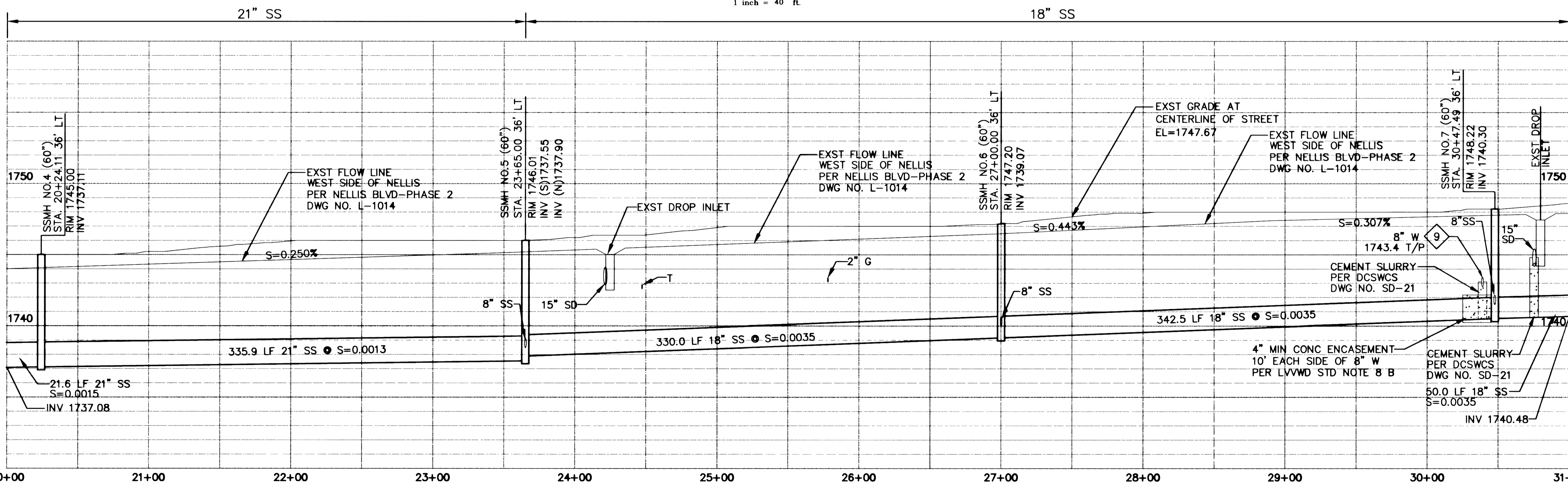
MATCHLINE, STA. 31+00.00
SEE SHEET NO. 7

FOR STANDARD TRENCH
BACKFILL DETAIL SEE (A)
11

GRAPHIC SCALE



SEE SHEET NO. 5
MATCHLINE, STA. 20+00.00



MATCHLINE, STA. 31+00.00
SEE SHEET NO. 7

Call before you Dig
1-800-227-2600
UNDERGROUND SERVICE (USA)
NOTICE
UTILITY LOCATIONS SHOWN HEREON ARE APPROXIMATE ONLY. IT SHALL BE THE CONTRACTOR'S RESPONSIBILITY TO DETERMINE THE EXACT VERTICAL AND HORIZONTAL LOCATION OF ALL EXISTING UNDERGROUND UTILITIES PRIOR TO COMMENCING CONSTRUCTION. NO REPRESENTATION IS MADE THAT ALL EXISTING UTILITIES ARE SHOWN HEREON. THE ENGINEER ASSUMES NO RESPONSIBILITY FOR UTILITIES NOT SHOWN OR UTILITIES NOT SHOWN IN THEIR PROPER LOCATION.
CALL BEFORE YOU DIG: 1-800-227-2600

Avoid cutting overhead power lines. If a contact, CALL BEFORE YOU DO OVERHEAD.
CALL BEFORE YOU DO OVERHEAD
1-702-593-8111

Tommy C. Pitt
LAS VEGAS VALLEY WATER DISTRICT
DATE: 2-01-00

BASIS OF BEARING
N0°21'06"E - BEING THE WEST LINE OF THE SOUTHWEST QUARTER (SW 1/4) OF SECTION 33, TOWNSHIP 20, RANGE 62 EAST, M.D.M. AS SHOWN ON FILE 62 OF SURVEYS, PAGE 40, OF OFFICIAL RECORDS. CLARK COUNTY, NEVADA.

BENCHMARK
CITY OF LAS VEGAS BENCHMARK BOOK, PAGE 20-62-SWC BENCHMARK # 40.
6C0233W4 - BEING A 2" DOMED BRASS CAP IN TOP OF CURB, NE RETURN, NELLIS BLVD. AND STEWART AVE.
NAVD88 ELEVATION:
533.6904 METERS
1750.95 U.S. SURVEY FEET

Stanley Consultants INC.
1771 EAST FLAMINGO ROAD, SUITE 104-B
LAS VEGAS, NEVADA 89119 (702) 369-9396
A Stanley Group Company
Engineering, Environmental
and Construction Services
Worldwide

DATE: _____
REVISIONS: _____
DESIGN BY: S. L.
DRAFTED BY: GAA/RDB
SCALE (V): 1"=4'
DATE: 01/28/00
SCALE (H): 1"=40'
FLD. BK. #: N/A
ENGINEERING DESIGN DIVISION
ACTING CITY ENGINEER: JERRY WALKER, P.E.
DESIGN ENGINEER: STANLEY CONSULTANTS, INC.
BD No. 001790.27

DEPARTMENT OF PUBLIC WORKS
PROJECT: NELLIS BLVD. SEWER
SHEET: _____
PLAN AND PROFILE

CITY OF LAS VEGAS
SEWER DIVISION
DENNIS H. BIANCHI
CIVIL ENGINEER
No. 13329

DRAWING NO. 6
307-7784 A 11