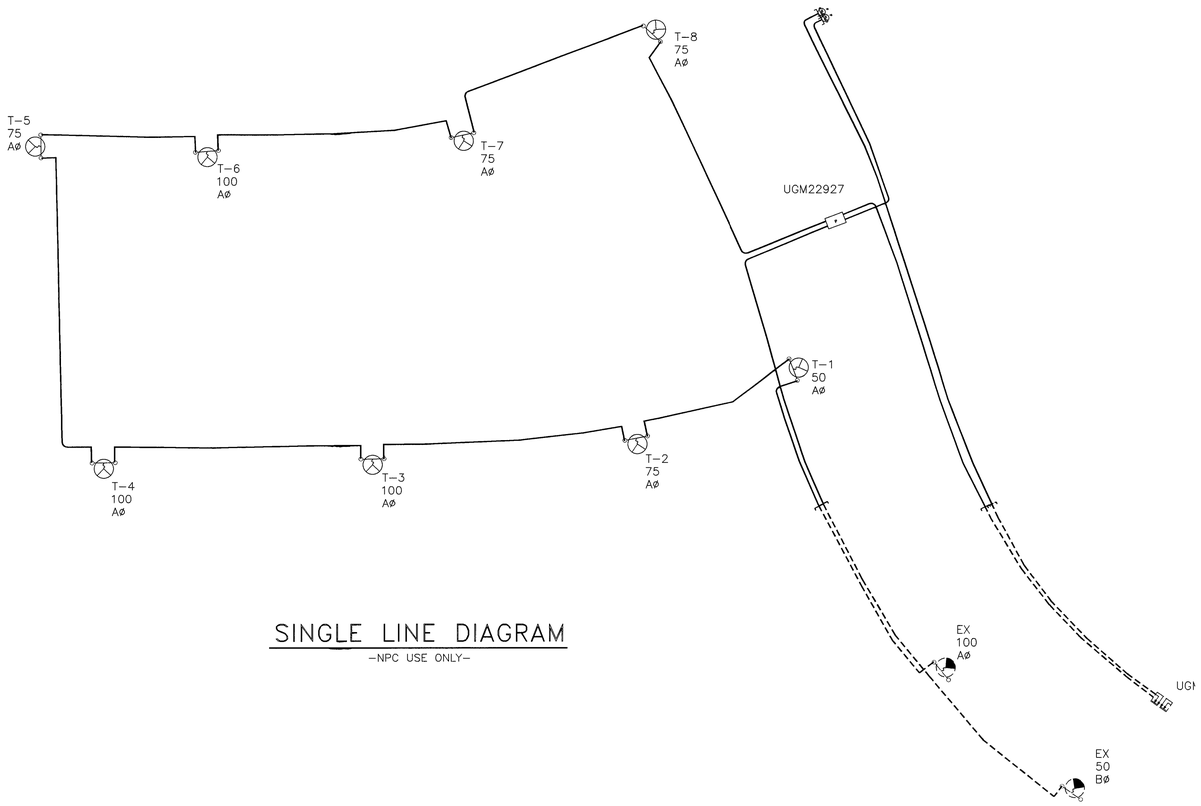

SINGLE LINE DIAGRAM

-NPC USE ONLY-

T,R,S: 1959-13
APN: 12613610004

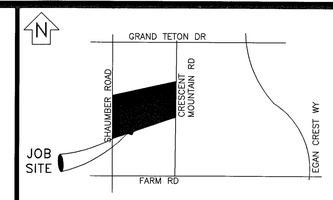

VICINITY MAP

(NOT TO SCALE)

GENERAL NOTES:

ANY NOTES LOCATED IN DRAWING AREA TAKE PRECEDENCE OVER STANDARD NOTES.

ALL WORK SHALL BE ACCOMPLISHED IN STRICT ACCORDANCE WITH THE SPECIFICATIONS SET FORTH IN THE ELECTRIC SERVICE REQUIREMENTS HANDBOOK, AS CURRENTLY ADOPTED BY NPC. THE CONTRACTOR SHALL SECURE COPIES OF THE AFOREMENTIONED CONSTRUCTION SPECIFICATIONS ON HIS OR HER OWN BEHALF.

REFER TO A CURRENT NEVADA POWER ELECTRIC SERVICE REQUIREMENTS HANDBOOK FOR FURTHER CLARIFICATION OF NPC STANDARDS.

THE APPLICANT SHALL INFORM THE INSPECTOR AT LEAST 48 HOURS BEFORE COMMENCING ANY ITEM OF CONSTRUCTION OR INSTALLATION OF MATERIAL TO ENABLE PROPER INSPECTION OF MATERIALS AND WORKMANSHIP. MAIN TRENCH WIRE PULLS TO BE SCHEDULED 72 HOURS IN ADVANCE OF INSTALLATION. APPLICANT'S PROJECT WILL NOT BE SCHEDULED UNTIL FINAL APPROVAL FROM NPC UNDERGROUND & ELECTRICAL INSPECTORS.

SYMBOLS ARE NOT TO SCALE AND DO NOT NECESSARILY REPRESENT ACTUAL LOCATIONS OF FACILITIES.

THIS DRAWING ILLUSTRATES DATA COLLECTED FROM VARIOUS SOURCES AND MAY NOT REPRESENT A SURVEY OF THE PREMISES.

APPLICANT SHALL FIELD DETERMINE POSITION AND DEPTH OF EXISTING UTILITY EQUIPMENT PRIOR TO COMMENCING CONSTRUCTION.

USE CAUTION PRIOR TO EXCAVATION. CHECK TO ENSURE ADDITIONAL DEPTH IS NOT REQUIRED TO ACCOMMODATE GAS AND/OR WATER FACILITIES AND DRAINAGE CHANNELS.

CALL NEVADA POWER UNDERGROUND INSPECTORS 48 HOURS PRIOR TO START OF CONSTRUCTION FOR TRENCH INSPECTION BEFORE COVERING TRENCH.

ALL NPC CABLE TO BE INSTALLED BEHIND CURB, UNLESS OTHERWISE STATED.

APPLICANT IS RESPONSIBLE FOR STAKING OF PROPERTY CORNERS & ELEVATIONS.

ALL HANDHOLES AND PULLBOXES SHALL BE INSTALLED TO FINISHED GRADE OR 6" ABOVE IF GRADE IS NOT ESTABLISHED.

WHEN INSTALLING CONDUIT IN FIELD, USE APPROPRIATE BENDS TO COMPLETE THE INSTALLATION.

DEFLECTION OF CONDUIT BENDS AND CONDUIT NOT TO EXCEED NPC STANDARDS.

EXISTING CONDUIT INSTALLED BY PREVIOUS CONTRACTOR / DEVELOPER. NPC DOES NOT GUARANTEE LOCATION, LENGTH OR ACCESSIBILITY OF STUB OUT.

NO COVERED PARKING IN SHADED AREAS.

ALL CONSTRUCTION AND MATERIALS SHALL BE IN ACCORDANCE WITH THE "UNIFORM STANDARD SPECIFICATIONS FOR PUBLIC WORKS CONSTRUCTION OFF-SITE IMPROVEMENTS, CLARK COUNTY AREA NEVADA", LATEST ISSUE; THE "UNIFORM STANDARD DRAWINGS FOR PUBLIC WORKSCONSTRUCTION, CLARK COUNTY AREA NEVADA", LATEST ISSUE; AND OTHER APPLICABLE APPROVED STANDARDS ISSUED BY THE CONTROLLING AGENCY; ALL LOCAL CITY CODES AND ORDINANCES APPLICABLE.

RESIDENTIAL DEVELOPMENT

EXIST NEW **NPC WORK AND SERVICES TO CONSIST OF:**

- 1/0 TRIPLEX, 15 KV AL PRIMARY CABLE IN 4" PLASTIC CONDUIT.
- 1/0, 15 KV AL PRIMARY CABLE IN 2" PLASTIC CONDUIT.
- 2" DB120 PLASTIC CONDUIT (INCLUDING SWEEPS OR RISERS FOR HANDHOLES, TRANSFORMERS, PULLBOXES, ETC.).
- 2" SCH.40 PLASTIC CONDUIT BENDS (90°, 45°) WITH 48" MINIMUM RADIUS (IF CONDUIT LENGTH IS UNDER 500').
- 2" FIBERGLASS CONDUIT BENDS (90°, 45°) WITH 36" MINIMUM RADIUS (IF CONDUIT LENGTH IS OVER 500').
- EX 500 / 500: 500 MCM TRIPLEX SECONDARY CABLE IN 4" PLASTIC CONDUIT.
- EX 350 / 350: 350 MCM TRIPLEX SECONDARY CABLE, CABLE IN CONDUIT.
- EX 4/0 / 4/0: 4/0 AWG TRIPLEX SECONDARY CABLE, CABLE IN CONDUIT.
- EX 2/0 / 2/0: 2/0 AWG TRIPLEX SECONDARY CABLE, CABLE IN CONDUIT.
- CONDUIT LOCATING DEVICE 18" ABOVE STUBOUT.
- SINGLE PHASE PRIMARY POLE RISER PER NPC U.G. STD. OEP-105.
- THREE PHASE PRIMARY POLE RISER PER NPC U.G. STD. OEP-106.
- SECONDARY RISER PER NPC U.G. STD. SSP-2.
- SINGLE PHASE RESIDENTIAL PADMOUNTED TRANSFORMER WITH SIZE AS NOTED, 7200-120/240V, PER NPC U.G. STD. UT-113.
- SINGLE PHASE COMMERCIAL PADMOUNTED TRANSFORMER WITH SIZE AS NOTED, 7200-120/240V, PER NPC U.G. STD. UT-105.
- (2) SINGLE PHASE RESIDENTIAL COMMERCIAL TRANSFORMERS WITH SIZE AS NOTED, 7200-120/240V, CONNECT OPEN WYE-OPEN DELTA FOR THREE PHASE 120-240V SERVICE, PER NPC U.G. STD. UT-115, WHERE APPLICABLE.
- TERMINATION OF ALL MODULES, MAKES, SPLICES AND FINAL CONNECTIONS. NPC TO COIL PRIMARY CABLE IN PULLBOX FOR FUTURE SPLICES, WHERE APPLICABLE.
- NPC TO CUT EXISTING CONDUIT AND TERMINATE PRIMARY CABLES ON THE LOAD BREAK MODULE, WHERE APPLICABLE.
- 100 FEET OUTSIDE RESIDENTIAL DEVELOPMENT MARKER. DCA TO PAY CONDUIT AND RISER COSTS INSIDE OF MARKER. CUSTOMER RESPONSIBLE FOR COSTS OUTSIDE MARKER.

CUSTOMER RESPONSIBILITY [DCA RESPONSIBILITY

EXIST NEW **APPLICANT TO FURNISH AND INSTALL:**

- ALL TRENCHING & BACKFILL, MEETING APPLICABLE NPC STANDARD (RT-7, RT-8, OR RT-12).
- 4" PLASTIC CONDUIT 100' OUTSIDE RESIDENTIAL DEVELOPMENT, PER NPC U.G. STD. RC-1 AND RC-2.
- 4" PLASTIC CONDUIT BENDS (90°, 45°) WITH 36" MIN. RADIUS. (IF CONDUIT LENGTH IS UNDER 100')
- 4" RGS BENDS (90°, 45°) WITH 36" MINIMUM RADIUS, TAPED OR PVC COATED. (IF CONDUIT LENGTH IS OVER 100')
- STREET CROSSING INSTALLATION, NPC REQUIRES A 4" CONDUIT PER SECONDARY CABLE, AND A 2" CONDUIT PER 1/0 CABLE.
- 6" TO (3)2" REDUCERS, PER NPC U.G. STD. RC-1 AND RC-2.
- 4" TO (1)2" REDUCERS, PER NPC U.G. STD. RC-1 AND RC-2.
- COUPLING FOR 2" OR 4" CONDUITS (AS APPLICABLE).
- 17" X 30" HANDHOLE, PER NPC U.G. STD. RS-1 (WITH 8" COLLAR WHERE APPLICABLE).
- 2'-6" X 4' X 4' SPLICE PULLBOX PER NPC U.G. STD. RS-80.
- 3' X 7' X 4' PULLBOX PER NPC U.G. STD. RS-82.
- PAD FOR (1) SINGLE PHASE RESIDENTIAL TRANSFORMER, PER NPC U.G. STD. RS-13 AND RS-5.
- PAD FOR (2) SINGLE PHASE RESIDENTIAL TRANSFORMERS, PER NPC U.G. STD. RS-14 AND RS-5.
- PAD FOR (1) SINGLE PHASE COMMERCIAL TRANSFORMER, PER NPC U.G. STD. RS-19 AND RS-5.
- VEHICLE PROTECTIVE BARRIERS PER NPC U.G. STD. RS-6, WHERE APPLICABLE.

CITY OF LAS VEGAS PERMIT REQUIRED*

CONTACT CLV LAND DEVELOPMENT (229-6371)
CLV CONSTRUCTION SERVICES (229-6337) MUST BE NOTIFIED 24 HOURS PRIOR TO COMMENCING CONSTRUCTION

* NPC INSPECTOR WILL VERIFY CITY PERMIT FOR WORK DONE IN STREETS OR SIDEWALKS

OVERALL PROJECT

NOT TO SCALE

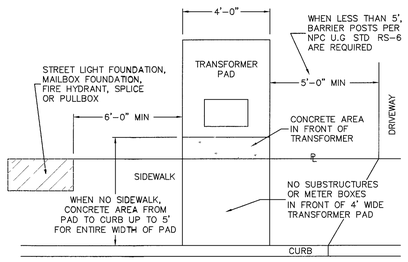

FIRE HYDRANT CLEARANCE:
6' MIN RADIUS REQUIRED FROM CIRCUMFERENCE OF HYDRANT TO ANY ABOVE GROUND EQUIPMENT INCLUDEING MANHOLES AND SWITCHBOXES.
3' MIN RADIUS FROM CIRCUMFERENCE OF HYDRANT TO ALL UNDERGROUND HANDHOLES, PULLBOXES AND SPLICEBOXES.

RESIDENTIAL TRANSFORMER LOCATION DETAIL

NPC U G STD RS-5

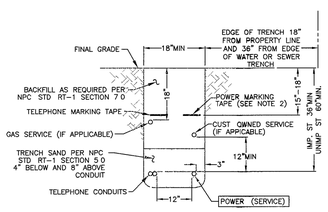

TRENCH DETAIL

NPC U G STD RT-8 (REV 4/8/02)
(RESIDENTIAL SERVICE)

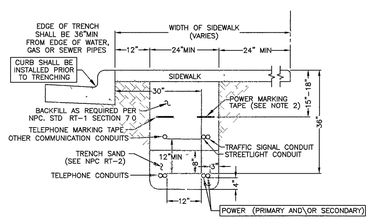

SIDEWALK TRENCH DETAIL

NPC U G STD RT-7 (REV 4/8/02)
(RESIDENTIAL OR COMMERCIAL)

PURPOSE OF PROJECT:
TO PROVIDE 120/240V 3W UG SERVICE TO A NEW 63 UNIT SUBDIVISION WITH 200A PANELS

CONSTRUCTION OF THIS JOB IS CONTINGENT UPON THE COMPLETION OF WR# 175890, 179040,179397,

UNLESS OTHERWISE NOTED:

ALL SERVICE CONDUCTOR: 2/0 AL. TRI.
ALL TRANSFORMERS: 7200-120/240V-1ø PM
COMBINED A/C TONNAGE: 7 TONS
NUMBER OF UNITS: 63
MAIN SIZE: 200 AMPS
ESTIMATED KVA PER UNIT: 9.8 KVA
SQ. FT. OF LARGEST HOME: 2650 FT^2

CIVIL LINETYPE LEGEND

	PROPOSED	EXISTING
CENTERLINE		
PROPERTY LINE/ROW		
CURB		
EDGE OF PAVEMENT		
EDGE OF SIDEWALK		
SEWER LINE *	8"S	8"S
WATER LINE *	8"W	8"W
GAS LINE *	2"G	2"G
TELEPHONE LINE *	TEL	TEL
CABLE TV LINE *	CATV	CATV
STORM DRAIN LINE *	12"SD	12"SD
FIRE HYDRANT		
STREET LIGHT		
STREET LIGHT SERVICE		

* LINETYPES UTILIZED WHERE CONFLICT OCCURS WITH NPC FACILITIES

EVERY EFFORT HAS BEEN MADE TO IDENTIFY ALL NPC FACILITIES. THE CUSTOMER SHALL CONFIRM THE EXISTENCE AND LOCATION OF THESE FACILITIES.

AVOID HITTING OVERHEAD POWER LINES IT'S COSTLY
CALL BEFORE YOU DO OVERHEAD
CALL 1-702-227-2929

AVOID CUTTING UNDERGROUND UTILITY LINES IT'S COSTLY
Call before you Dig.
1-800-227-2600
UNDERGROUND SERVICE (USA)

REVISIONS

NO.	DESCRIPTION	DATE	G.A.
1	RELOCATION T-8 AND CHANGE LOT #'S	07/29/2006	

DCA

TYPE OF EASEMENT:
- AERIAL ☐
- STANDARD ☐
- R/W-31 ☐
- UNDERGROUND ■
- AS BUILT UNDERGROUND ☐
- R.O.E /R/W-5-COM ☐
- 3rd PARTY ☐
- UNDERGROUND BY EXHIBIT ☐
- (N-DOT) PERMIT ☐
- (BLM) PERMIT ☐
- RAILROAD-UPRR-PERMIT ☐
- SO. NEVADA WATER PERMIT ☐
- NOT REQUIRED ☐
- Misc Info. ☐

JPA NOTES:
SPRINT CONTACT: N/A
PHONE NUMBER:
DATE OF CONTACT:
TO SET NEW POLES
TO STAKE NEW POLES
TO PROVIDE ____ POLES
FT. CLASS ____
FT. CLASS ____
FT. CLASS ____
TO DIG POLE HOLES
TO REMOVE EX. POLES
JPA#: N/A

NPC INFORMATION:
COORDINATOR: KATHY CUNNINGHAM
PHONE: 657-4313
DESIGNER: GLEN STANDRIDGE/DAVID
DCA: 657-4355
INSPECTOR: 274-7051
SCHEDULING: 657-4114,657-4116,657-4118
DISTRICT: LAS VEGAS

CUSTOMER INFORMATION:
APPLICANT MERITAGE HOMES
ENGINEER: GC WALLACE
CONTACT: PAUL DAVIS 683-0709
APPROVAL DATE: 08/01/2006

GOVERNMENT INFORMATION:
AGENCY. CITY OF LAS VEGAS
APPROVAL DATE: 9/26/06

NEVADA POWER COMPANY

NORTHERN TERRACE UNIT 7

EGAN CREST & GRAND TETON

107/4891-7-NPC

PROJ. ID: 180073	SCALE: 1" = 50'
SHEET #: 1 OF 2	DATE: 08/12/2005

96597

1 REVISION(S)