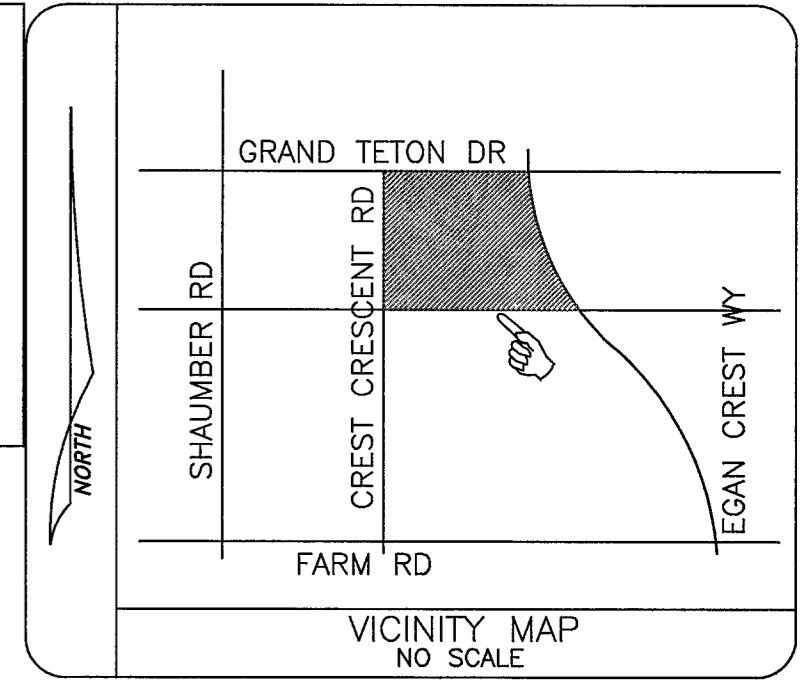


# Approved for Construction

THIS APPROVAL IS FOR WORK IN CITY OF LAS VEGAS RIGHT OF WAY ONLY. OBTAINING PERMISSION, EASEMENTS, OR RIGHTS OF ENTRY FOR WORK ON PRIVATE PROPERTY IS THE RESPONSIBILITY OF THE UTILITY.

CLV DESIGNEE APPROVAL *[Signature]* DATE 12/29/06



SEC.#	DATE	DESIGNED	APR.

CITY OF LAS VEGAS
CLARK COUNTY
HENDERSON
NORTH LAS VEGAS



### LEGEND

- PROPOSED VAULT 22 1/4" X 35 1/4" X 12" MARKED "CABLE TV" (B-36)
- ▣ PROPOSED VAULT 21 3/4" X 23 1/4" X 12" MARKED "CABLE TV" (B-24)
- PROPOSED VAULT 15 3/4" X 25 1/4" X 12" MARKED "CABLE TV" (N-16)
- PROPOSED MEDIUM LOCKBOX
- PROPOSED LARGE LOCKBOX
- PROPOSED ONE INCH (1") PVC CONDUIT
- PROPOSED TWO INCH (2") PVC CONDUIT UNLESS NOTED OTHERWISE
- 900 PROPOSED PREWIRE BOX BN-900 TV
- 1020 PROPOSED PREWIRE BOX BN-1020 TV
- + STUB AND CAP BEYOND IMPROVEMENT LIMITS
- ▣ EXISTING VAULT 22 1/4" X 35 1/4" X 12" MARKED "CABLE TV" (B-36)
- ▣ EXISTING VAULT 21 3/4" X 23 1/4" X 12" MARKED "CABLE TV" (B-24)
- ⊗ EXISTING VAULT 15 3/4" X 25 1/4" X 12" MARKED "CABLE TV" (N-16)
- EXISTING TWO INCH (2") PVC CONDUIT
- EXISTING TELCO MANHOLE
- EXISTING 3' X 5' X 4' TELCO PULL BOX
- EXISTING 2'-6" X 4' X 3' TELCO PULL BOX
- EXISTING 17" X 30" X 29 1/2" TELCO UTILITY BOX
- EXISTING 9 5/8" X 16" X 24" TELCO SERVICE BOX
- EXISTING TELCO POLE
- × EXISTING POWER COMPANY POLE
- EXISTING JOINT POLE
- ⊗ EXISTING JOINT POLE WITH A POWER TRANSFORMER
- ⊗ EXISTING OR PROPOSED POWER TRANSFORMER
- ⊗ EXISTING OR PROPOSED CATV PEDESTAL 1730
- ⊗ EXISTING OR PROPOSED CATV PEDESTAL 1230
- ⊗ RISER POLE/QUADRANT DETAIL
- ⊗ RISER OWNERSHIP NOTED (C) CATV (T) TELCO
- ⊗ INSTALL EIGHT FOOT (8') GROUND ROD

CATV CONTACT: TERRY SOVEY  
 PHONE: (702) 384-8084 EXT.8334  
 QA NUMBER: 925  
 QA NAME: KEN LOYD  
 CELL #: 210-7265

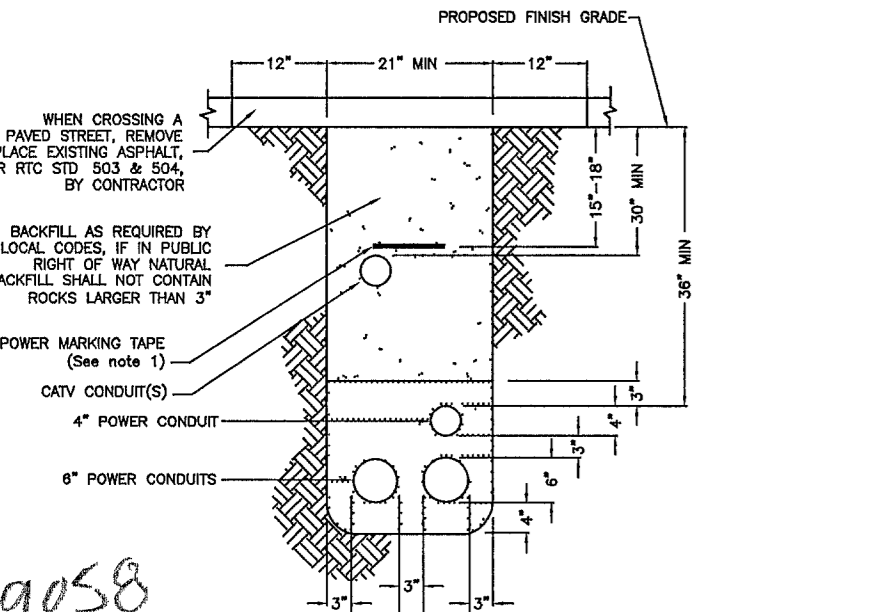
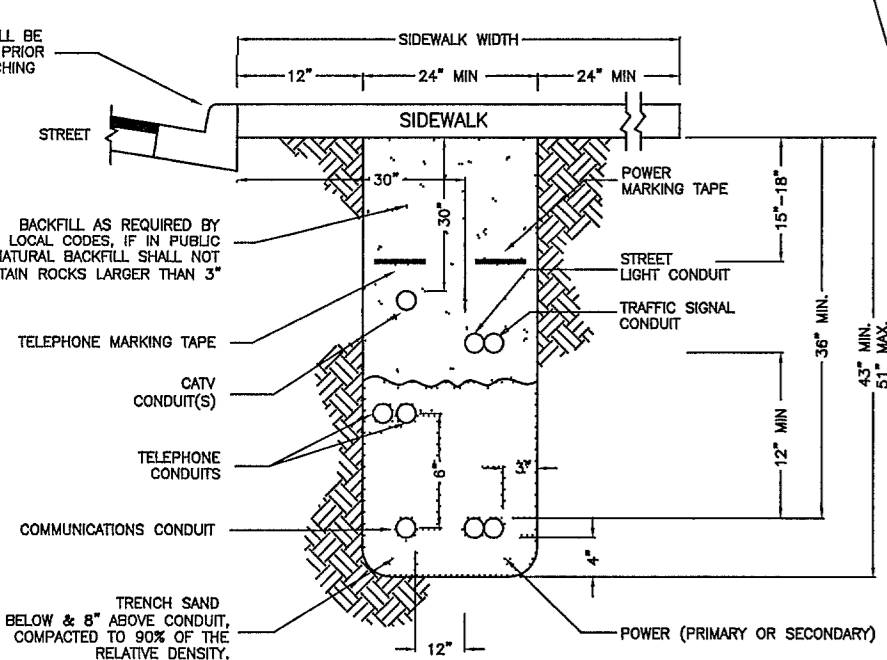
NOTE:  
 WORK PERFORMED SHALL COMPLY WITH THE FOLLOWING (AS APPLICABLE):

- THE REGULATIONS AND CRITERIA AS SET FORTH BY THE UNIFORM STANDARD SPECIFICATIONS FOR PUBLIC WORKS CONSTRUCTION, OFF-SITE IMPROVEMENTS, AND THE UNIFORM STANDARD DRAWINGS FOR PUBLIC WORKS CONSTRUCTION.
- ALL APPLICABLE LOCAL (CITIES AND/OR COUNTY), STATE BUILDING CODES AND ORDINANCES.

\_\_\_\_\_ LINEAR FOOTAGE  
 \_\_\_\_\_ NO. OF VAULTS

GOVERNMENT APPROVAL \_\_\_\_\_ DATE \_\_\_\_\_  
**NOTE: All trench common w/ SPRINT Telephone &/or Nevada Power Co. Unless noted: "TV only trench"**

- ⊗ REFERENCES DETAIL LETTER SEE CORELATED DETAILS
- (A) FUTURE PEDESTAL LOCATION
- (B) TIE TO 2" STUBS & EXTEND
- (C) IN FUTURE SIDEWALK



City of Las Vegas  
 PERMIT REQUIRED

COX COMMUNICATIONS  
 FILE NO. LN0TE6  
 PROJECT NORTHERN TERRACE UNIT 6  
 SCALE 1" = 50'  
 UNITS 129  
 PRINT # 82333  
 SHEET 1 OF 1  
 GNIS # P564332  
 PREPARED BY: TERRY SOVEY  
 DATE: 6-27-06  
 DRAWN BY: DM  
 CHECKED BY: DB  
 DATE: 6-7-06  
 PROJECT: NORTHERN TERRACE UNIT 6  
 CLV Permit # 15186  
 SPRINT Proj. ID: 179869  
 NORTHERN TERRACE UNIT 6  
 1074891-6-COX