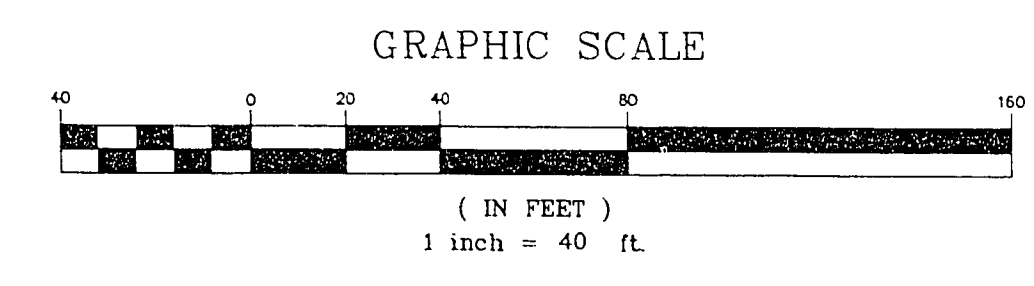
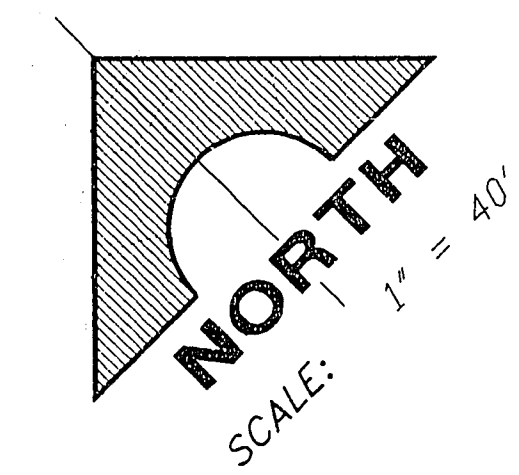


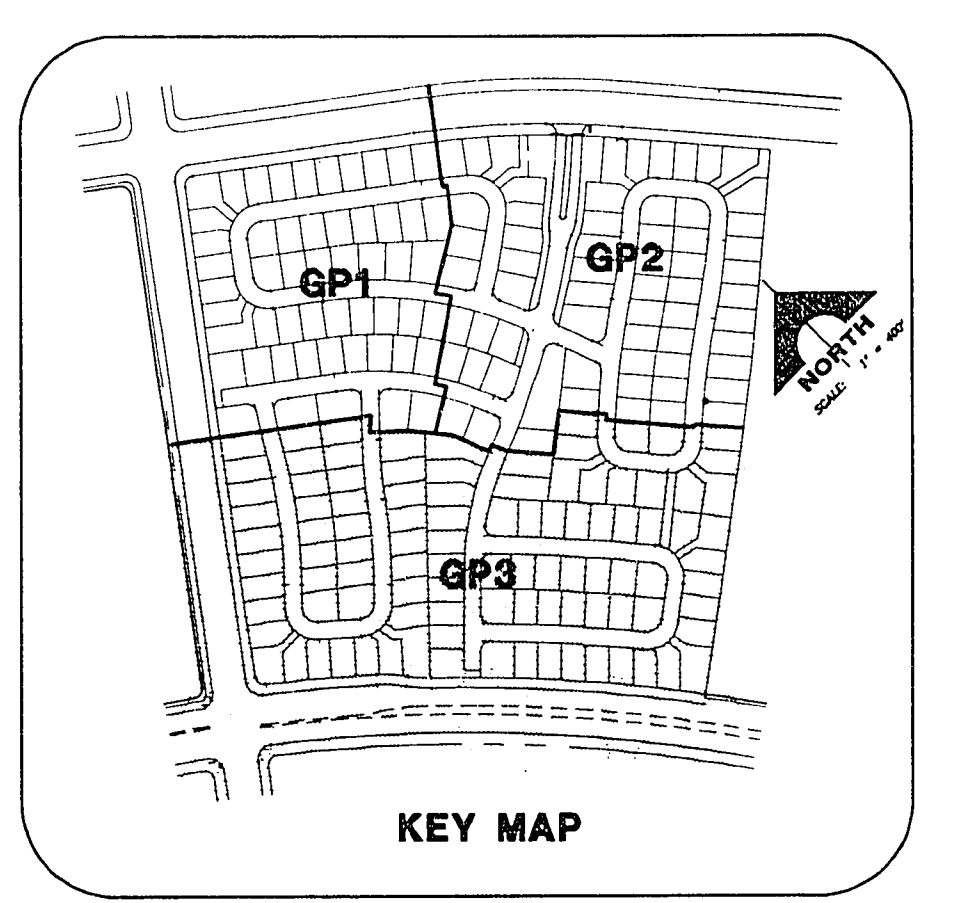
MATCH LINE - SEE GRADING PLAN 1

MATCH LINE - SEE GRADING PLAN 2



LEGEND	
	SUBDIVISION BOUNDARY
	EASEMENT LINE
	STREET CENTERLINE
	CONCRETE CURB & GUTTER
	EXISTING IMPROVEMENTS
	EXISTING GROUND CONTOUR LINE
	DRAINAGE FLOW LINE
	BLOCK WALL
	EXISTING BLOCK WALL
	PAD ELEVATION
	RETAINING WALL HEIGHT
	LOT NUMBER
	BLOCK NUMBER
	BCR BACK OF CURB RETURN
	EX. EXISTING
	FL FLOW LINE
	HP HIGH POINT
	R/W RIGHT-OF-WAY
	TC TOP OF CURB
	PAD SETBACK LINE
	RETAINING WALL
	GRADE BREAK

- WALL NOTES**
- APPROVAL OF THESE PLANS BY THE CITY ENGINEER DOES NOT PERTAIN TO CONSTRUCTION OF NEW WALLS (RETAINING OR NON-RETAINING) OR MODIFICATIONS TO EXISTING WALLS.
 - ALL WALLS, NEW OR EXISTING, ARE REVIEWED BY THE CITY ENGINEER FOR GRADING RELATIONSHIPS ONLY.
 - ALL WALLS, RETAINING AND NON-RETAINING, MUST BE APPROVED AND A PERMIT OBTAINED FROM THE DEPARTMENT OF BUILDING AND SAFETY.
 - FOR SIGHT DISTANCE REQUIREMENTS AT INTERSECTIONS SEE SUMMERLIN DWG. NO. DC-3.



I CERTIFY THAT THIS GRADING PLAN IS IN CONFORMANCE WITH THE CITY OF LAS VEGAS FOR THIS PROJECT.

RECOMMENDED BY:

RECORDING:

REVISIONS:

REV	DATE	DESCRIPTION
1	07/14/96	ADD SIDEWALK RETAINING AND SCARP

11-202-152

STATE OF NEVADA

BOB LEELEY

11-202-152

11-202-152

11-202-152

G. C. WALLACE, INC.

Engineering/Architecture

1555 SOUTH RAINBOW BLVD., LAS VEGAS, NEVADA 89102

(702) 363-1200

11-202-152 Revised 1074-4384