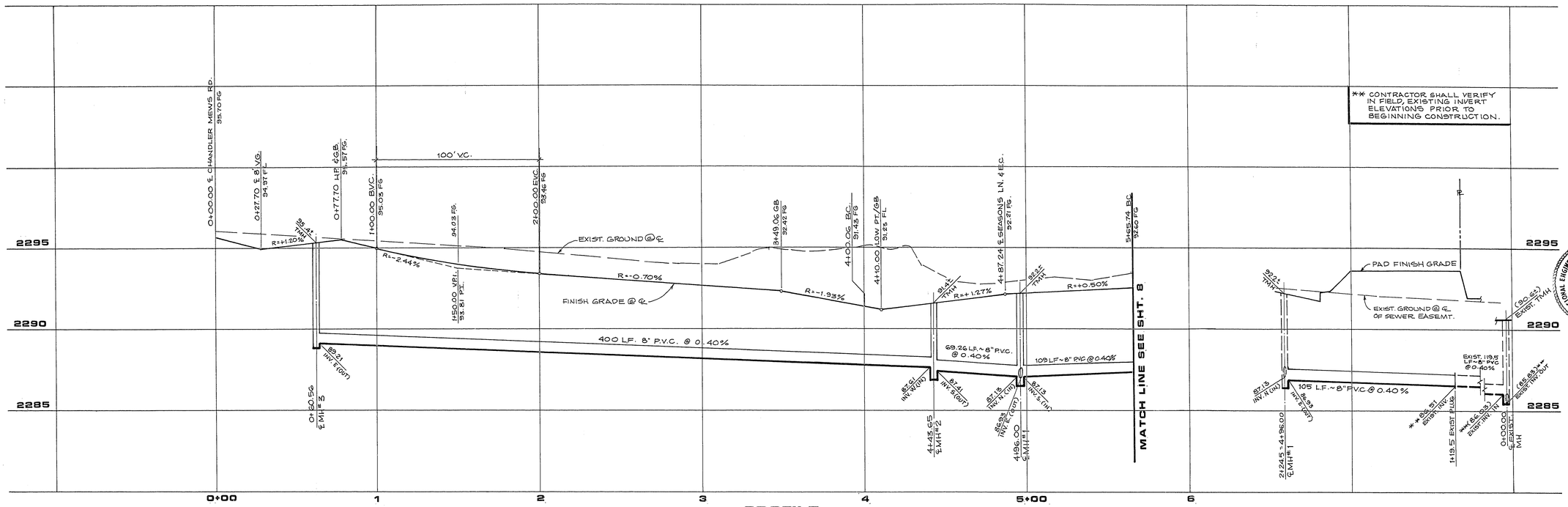


## PROFILE

SCALE: HORIZ. 1" : 30'
VERT. 1" : 3'

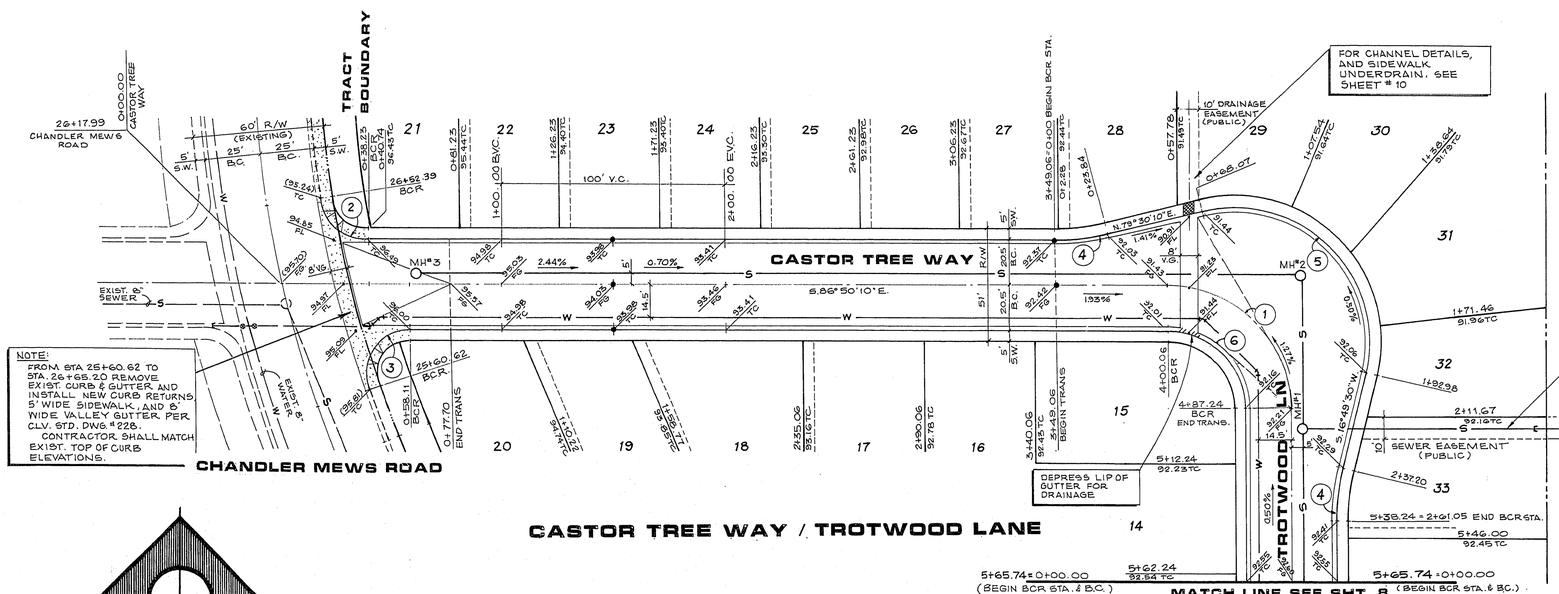


## BCR CURVE DATA

| NO. | Δ | R | L | T |
|---|---|---|---|---|
| 1 | 90° 00' 00" | 55.50' | 87.18' | 55.50' |
| 2 | 81° 28' 00" | 20.00' | 28.44' | 17.22' |
| 3 | 109° 03' 02" | 20.00' | 38.07' | 28.07' |
| 4 | 13° 39' 40" | 100.00' | 23.84' | 11.98' |
| 5 | 117° 19' 19" | 61.00' | 124.91' | 100.17' |
| 6 | 90° 00' 00" | 35.00' | 54.98' | 35.00' |

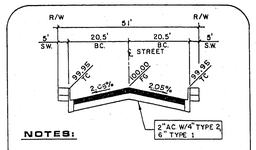


NOTES:

1. STRUCTURAL SECTION OF STREET TO CONFORM TO C.L.V. STANDARD DRAWINGS.
2. NATIVE MATERIAL MAY BE USED IN LIEU OF TYPE 1 WHEN PROCESSED FOR APPROVAL IN ACCORDANCE WITH CITY OF LAS VEGAS STATEMENT OF POLICY DATED 07/25/84.

C.L.V. STD. DWG. NO. 206
**STREET SECTION**
CASTOR TREE WAY / SEASONS LANE

NORTH
SCALE : 1"=30'

JOB NO. 499.762 D

8/84 DIETERICH-POST 6532B

| REV | DATE | DESCRIPTION |
|---|---|---|
| | | |

R.E. CONTROL NO. 9256 — 1-11-90 DATE
DAVID P. H. HUCKLE — STATE OF NEVADA — PROFESSIONAL ENGINEER

G.C. WALLACE, INC.
Engineering/Architecture
1555 SOUTH RAINBOW BLVD. / LAS VEGAS, NEVADA 89102

METROPOLITAN DEVELOPMENT COMPANY
METROPOLITAN'S SEASONS
CASTOR TREE WAY / TROTWOOD LANE

SHEET 7 OF 11 SHEETS

39

1074-4136