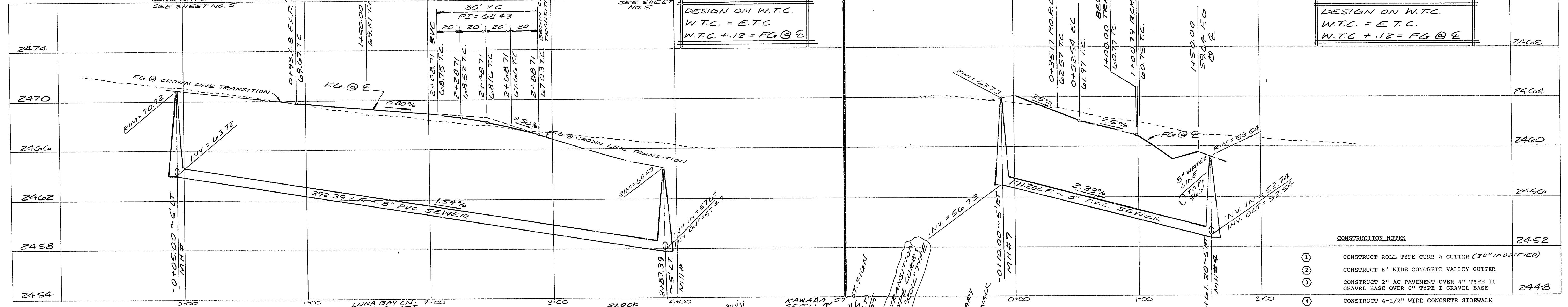


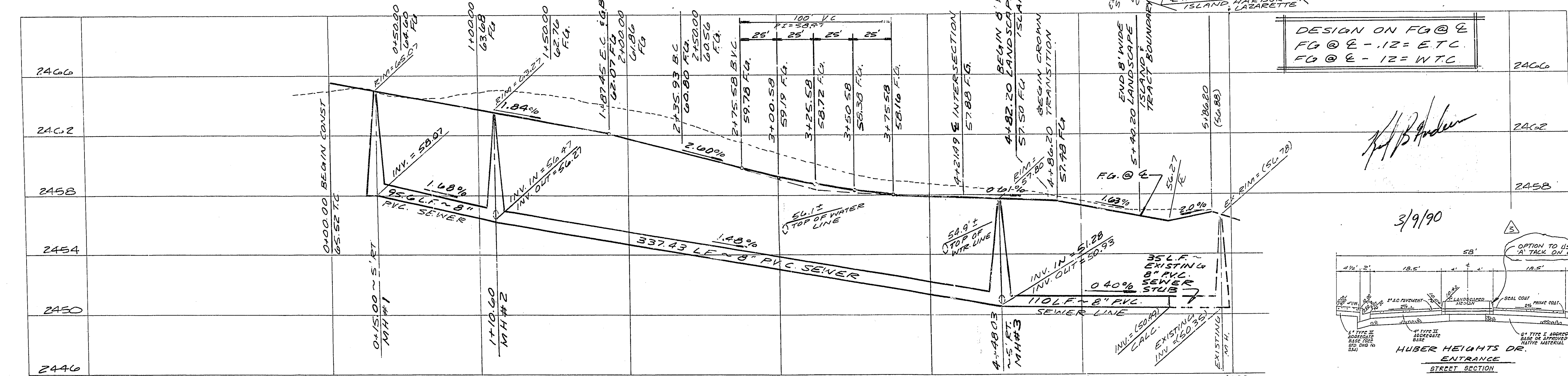
LEGEND

- 100.00 DESIGN ELEVATION
- 100.00 EXISTING ELEVATION
- TC TOP OF CURB
- FL FLOWLINE
- AC ASPHALTIC CONCRETE PAVEMENT
- FG FINISH GRADE
- HP HIGH POINT
- GB GRADE BREAK
- 1.0% DIRECTION OF FLOW WITH SLOPE
- ① CONSTRUCTION NOTE
- E.C. CENTERLINE
- E.T.C. EAST TOP OF CURB
- W.T.C. WEST TOP OF CURB

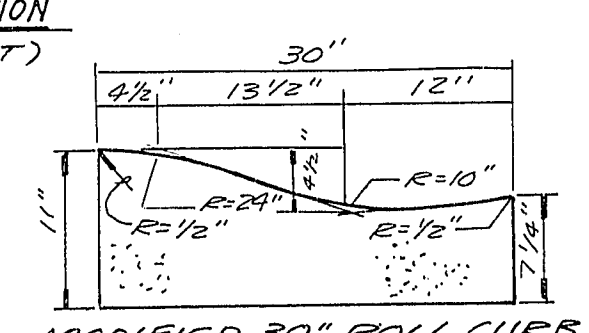
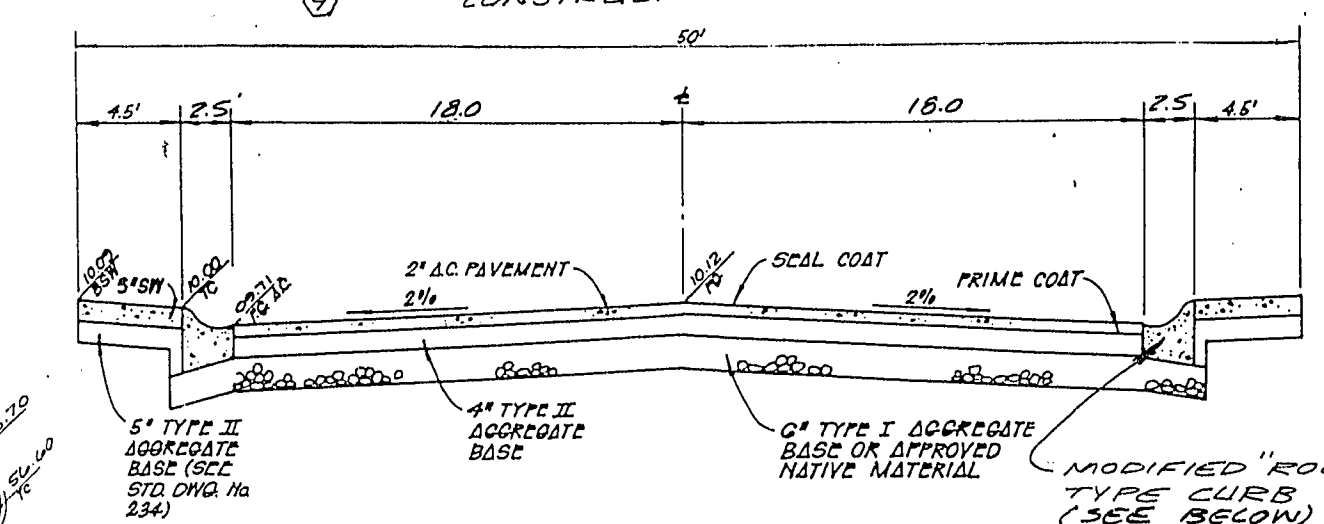


CURVE TABLE

STATION	ARC	DELTA	RADIUS	TANGENT
1	39.14	91° 32' 32"	24.50'	25.17
2	30.23	88° 49' 49"	19.50'	19.11
3	289.89	264° 52' 30"	509.50'	181.75
4	18.13	10° 23' 20"	100.00'	9.09
5	107.31	110° 46' 40"	55.50'	80.42
6	31.73	93° 14' 41"	19.50'	20.64
7	73.94	3° 14' 41"	1305.52'	36.98
8	184.46	8° 21' 28"	1264.52'	92.39
9	136.80	7° 56' 44"	986.50'	68.51
10	27.57	18° 51' 20"	83.78'	13.91
11	63.52	30° 35' 49"	118.94'	32.54
12	30.40	90° 00' 00"	24.50'	24.50
13	46.31	76° 54' 18"	34.50'	27.40
14	142.49	7° 56' 44"	1027.50'	71.36
15	37.37	1° 38' 24"	1305.52'	18.68
16	26.34	83° 16' 56"	19.50'	17.34
17	54.13	90° 00' 00"	34.50'	34.50
18	13.10	1° 36' 06"	468.50'	6.55
19	35.69	104° 51' 47"	19.50'	25.35
20	20.51	60° 16' 23"	19.50'	11.32
21	205.78	274° 32' 16"	41.00'	41.00
22	11.66	34° 15' 53"	19.50'	6.01
23	29.10	85° 30' 25"	19.50'	18.03
24	142.49	17° 25' 36"	468.50'	71.80



- CONSTRUCTION NOTES**
- ① CONSTRUCT ROLL TYPE CURB & GUTTER (30" MODIFIED)
 - ② CONSTRUCT 8" WIDE CONCRETE VALLEY GUTTER
 - ③ CONSTRUCT 2" AC PAVEMENT OVER 4" TYPE II GRAVEL BASE OVER 6" TYPE I GRAVEL BASE
 - ④ CONSTRUCT 4-1/2" WIDE CONCRETE SIDEWALK
 - ⑤ REMOVE EXISTING 24" "L" TYPE CURB & GUTTER
 - ⑥ CONSTRUCT WHEELCHAIR RAMP
 - ⑦ CONSTRUCT 3-1/2" WIDE CONCRETE SIDEWALK
 - ⑧ CONSTRUCT VARYING WIDTH CONCRETE SIDEWALK (4.75' - 5' WIDE)
 - ⑨ CONSTRUCT 16" TYPE CURB & GUTTER



REVISION NO.	DESCRIPTION	BY	DATE	APPROVAL
1	REVISE LOCATION OF CURB & GUTTER	TCB	8/30/90	
2	REVISED COMMON AREA @ ENTRANCE (WIDENED TO 10')	TLO	9/10/90	

REVISIONS

MOONLIGHT BAY UNIT 4
LAS VEGAS, NEVADA

STREET AND SEWER PLAN & PROFILE

HUBER HEIGHTS DRIVE
SOFT SUN CIRCLE **MANZANILLA WAY**

SCALE (H): 1"=40' SCALE (V): 1"=4'

DES. TLO
DR. TLO/HM
CHK. BY:
JOB NO. **2323-89**
SHEET **4** OF **6**

