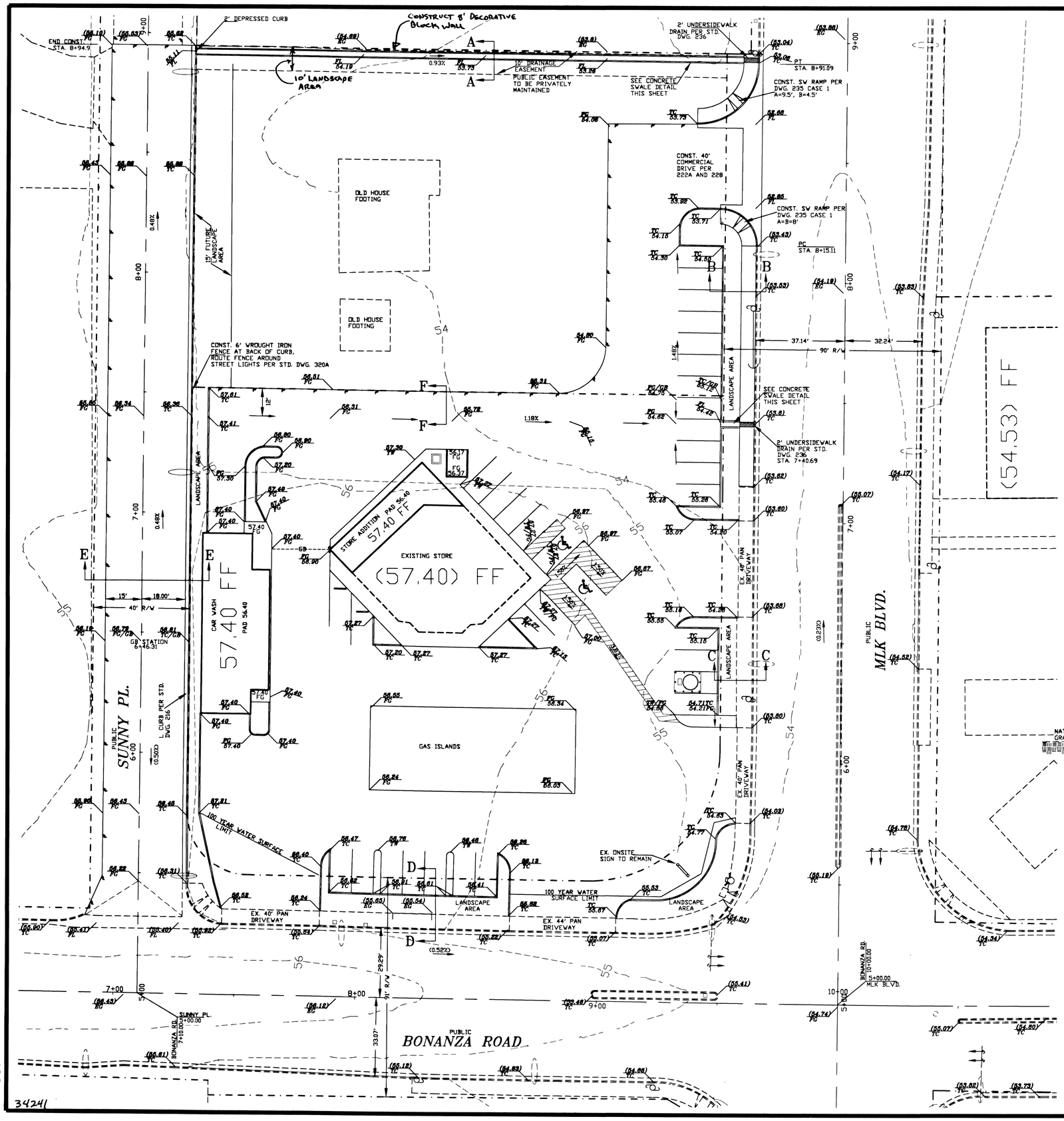

ANY INFORMATION OR DATA ON THIS DRAWING IS NOT INTENDED TO BE SUITABLE FOR REUSE BY ANY PERSON, FIRM, CORPORATION, OR ANY OTHERS ON EXTENSIONS OF THIS PROJECT OR FOR ANY USE ON ANY OTHER PROJECT. ANY REUSE WITHOUT WRITTEN VERIFICATION AND ADOPTION BY THE ENGINEER FOR THE SPECIFIC PURPOSE INTENDED WILL BE AT THE USER'S SOLE RISK AND WITHOUT LIABILITY OR LEGAL EXPOSURE TO THE ENGINEER.

BENCHMARK

CITY OF LAS VEGAS DATUM 7C01 - 2856 NAVD 88
METERS 626.3700 US SURVEY FEET 2055.01
RIVET AND PLATE ON TOP OF CURB IN THE WNW RETURN OF BONANZA ROAD AND MARTIN LUTHER KING BOULEVARD

BASIS OF BEARING

S 00°33'24" W
BEING THE EAST LINE OF THE NORTHEAST QUARTER OF THE SOUTHWEST QUARTER OF SECTION 28, TOWNSHIP 20 SOUTH, RANGE 61 EAST, M.D.M. AS SHOWN ON FILE 87, PAGE 62 OF SURVEYS, CLARK COUNTY, NEVADA OFFICIAL RECORDS.

SOIL REPORT

J.A.CEASARE, 564-3331
PROJECT No. L01.057
DATE: 3-5-2001

20 0 20 40 60
Scale 1" = 20'

AVOID OVERHEAD POWER LINE CONTACT
CALL BEFORE YOU OVERHEAD
1-702-593-8111
NEVADA POWER ENVIRONMENT AND SAFETY SERVICES DEPARTMENT

AVOID CUTTING UNDERGROUND UTILITY LINES. IT'S COSTLY
CALL BEFORE YOU DIG
1-800-227-2600
UNDERGROUND SERVICE (USA)

CONSTRUCTION NOTES

- ALL PARKING CONSTRUCTED AS 9'x18'
- ALL ONSITE CURB IS 'A' TYPE

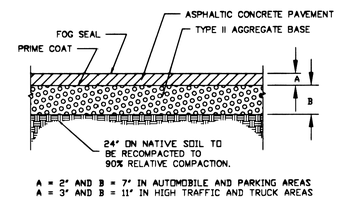

TYPICAL ON-SITE PAVING SECTION
NOT TO SCALE

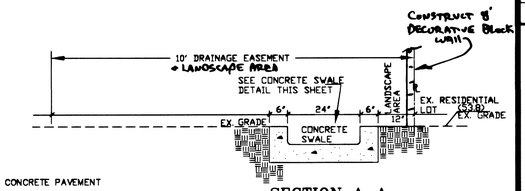

SECTION A-A
SCALE: 1"=2'

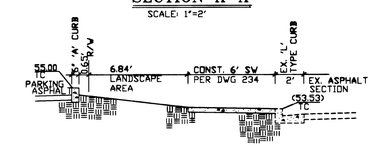

SECTION B-B
SCALE: 1"=5'

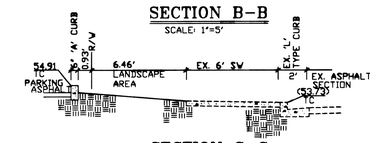

SECTION C-C
SCALE: 1"=5'

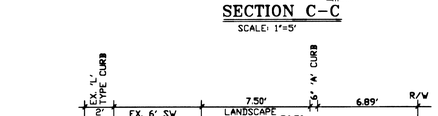

SECTION D-D
SCALE: 1"=5'

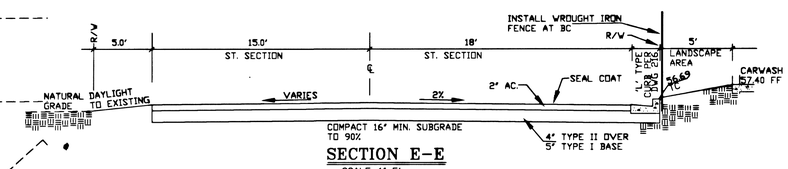

SECTION E-E
SCALE: 1"=5'

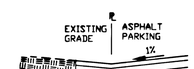

SECTION F-F
SCALE: 1"=5'

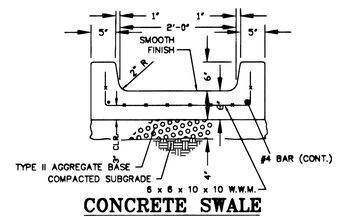

CONCRETE SWALE
SCALE: 1"=1'

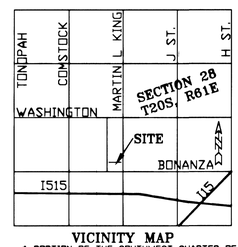

VICINITY MAP
A PORTION OF THE SOUTHWEST QUARTER OF SECTION 28, TOWNSHIP 20 SOUTH, RANGE 61 EAST, M.D.M., LAS VEGAS, NEVADA
APN 139-28-304-006 0.9 ACRES
APN 139-28-304-007 0.9 ACRES

GRADING PLAN CONFORMS TO THE APPROVED DRAINAGE STUDY ON FILE AT CITY OF LAS VEGAS

PHILLIP REGESKI P.E. 8-23-01 DATE

7307-GRD2

REV	DATE	BY	REVISION

JOHN MILK LLC
9125 S. INDUSTRIAL ROAD
LAS VEGAS, NEVADA 89139
839-0050 FAX 839-0060

P.R.E. ENGINEERING
P.O. BOX 13438
LAS VEGAS, NEVADA 89112
(702) 434-8515 FAX 434-8419

SHEET: GRADING PLAN

TITLE: MLK & BONANZA ARCO CONVENIENCE STORE & GAS

DRAWN BY: P.W.R.	DESIGNED BY: P.W.R.	CHECKED BY: W.H.	PROJECT NO: 0073-007
8/23/01	8/23/01	8/23/01	SCALE: 1"=20'

SEAL: PROFESSIONAL ENGINEER STATE OF NEVADA PHILLIP W. REGESKI CIVIL No. 11278

SHEET G1
5 OF 7 SHEETS

DRAWING NO. 107-V34180

7307