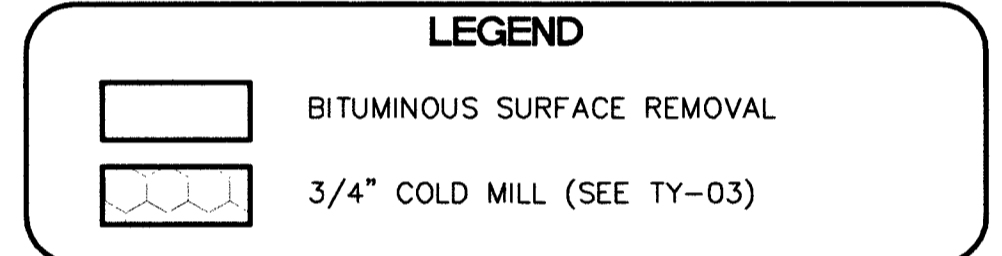


- ### REMOVAL NOTES
- 1 SAWCUT AND MATCH EXISTING
  - 2 REMOVE BITUMINOUS SURFACE
  - 3 REMOVE CURB AND GUTTER
  - 4 REMOVE CONCRETE SIDEWALK/SIDEWALK RAMP
  - 5 REMOVE CROSS GUTTER
  - 6 REMOVE CROSS GUTTER SPANDREL
  - 7 REMOVE GLUE-DOWN MEDIAN
  - 8 REMOVE PAVEMENT MARKINGS
  - 9 REMOVE CHAIN-LINK FENCE
  - 10 REMOVE AND SALVAGE STREET LIGHT
  - 11 REMOVE CURB
  - 12 3/4\"/>
  - 13 REMOVE CONCRETE PAVEMENT
  - 14 REMOVE BITUMINOUS MEDIAN SURFACE
  - 15 REMOVE DROP INLET
  - 16 REMOVE TREE
  - 17 REMOVE CONCRETE DRIVEWAY
  - 18 REMOVE SCREEN WALL
  - 19 REMOVE AND RESET MARQUEE SIGN (SEE DG-SHEETS FOR RESET)
  - 20 REMOVE AND RESET FLAG POLE (BY OTHERS)
  - 21 REMOVE RETAINING WALL
  - 22 REMOVE AND SALVAGE SERVICE PEDESTAL
  - E PROTECT EXISTING DROP INLET IN PLACE

- ### NOTES
1. SEE SHEET G-03 FOR GENERAL NOTES.
  2. SEE SD-SHEETS FOR ADDITIONAL STORM DRAIN REMOVAL, AND CONSTRUCTION.
  3. SEE DG-SHEETS FOR ON-SITE REMOVALS.
  4. PROTECT EX. SS MH RIMS AND COVERS IN PLACE. SS MH AND RIMS SHALL BE ADJUSTED TO FINAL PAVEMENT GRADES.
  5. SEE UT-SHEETS FOR UTILITY REMOVALS, ADJUSTMENTS AND RELOCATIONS.



**APPROVED FOR CONSTRUCTION**

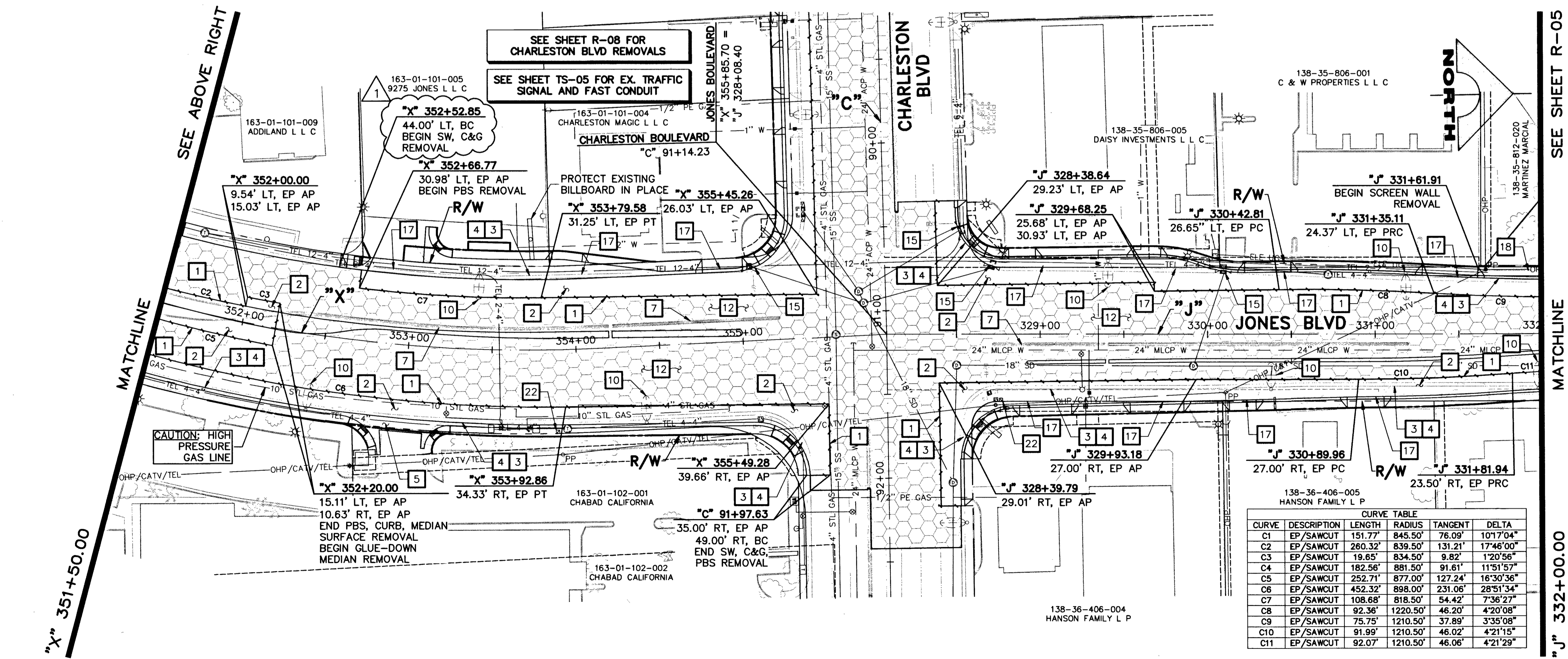

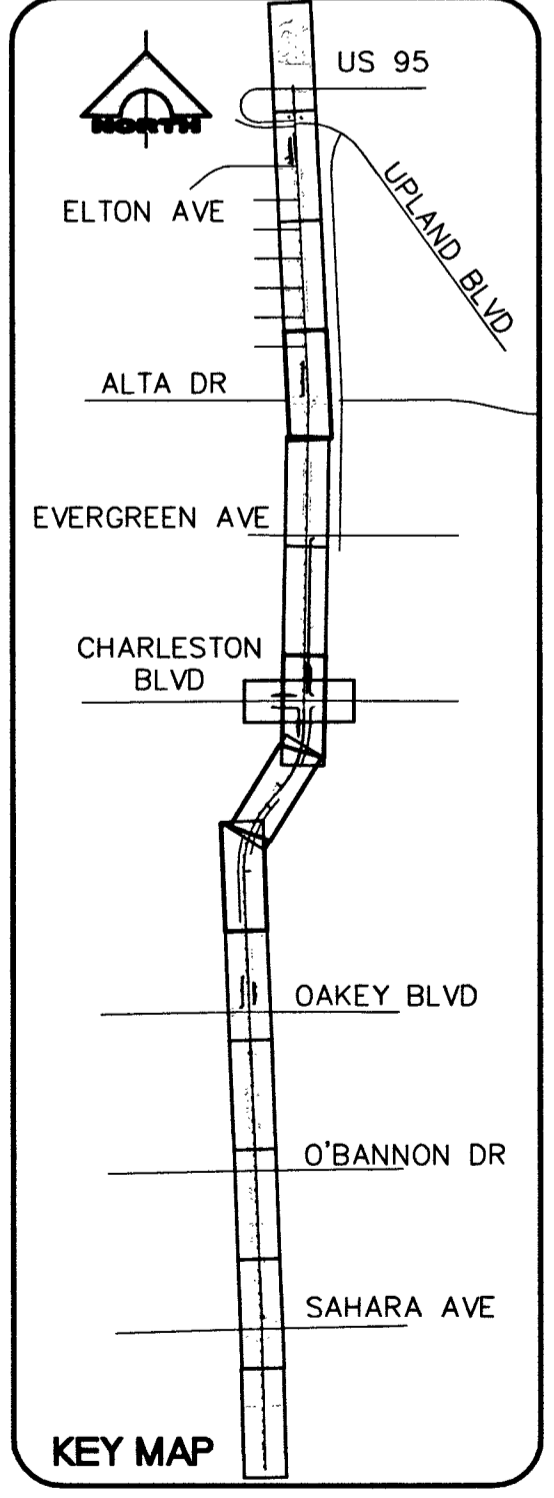
*Joseph Morgan Per* 10/19/11  
 LVM ENGINEERING SERVICES MANAGER DATE  
 PROJECT NO. 116521

CALL SOUTHWEST GAS AT 365-2296 FOR STANDBY WHEN EXCAVATING OVER OR NEAR HIGH PRESSURE GAS LINES.

**FAST**  
 Call before you UnderGround.  
 1-702-432-5300

AVOID HITTING OVERHEAD POWER LINES. IT'S COSTLY.  
 CALL BEFORE YOU DO OVERHEAD  
 1-702-227-2929

Call before you Dig  
 Avoid cutting underground utility lines. It's costly.  
 Call  
 1-800-227-2600



SEE SHEET R-05

SEE SHEET R-03

**DEPARTMENT OF PUBLIC WORKS**  
**CAPITAL PROJECT MANAGEMENT**

CITY ENGINEER: DAVID BOWERS, P.E., P.O.E.  
 PROGRAM MANAGER: JEREMY LEAVITT, P.E.  
 DESIGNED BY: MDM  
 DRAWN BY: JAS  
 CHECKED BY: TAM

DATE: 9/21/11

---

**JONES BOULEVARD IMPROVEMENTS**  
**SAHARA AVENUE TO US 95**

REMOVAL PLAN  
 "X" 343+00.00 TO "J" 332+00.00

SHEET: R-04  
 12 of 101  
 DRAWING NO. 107V5627