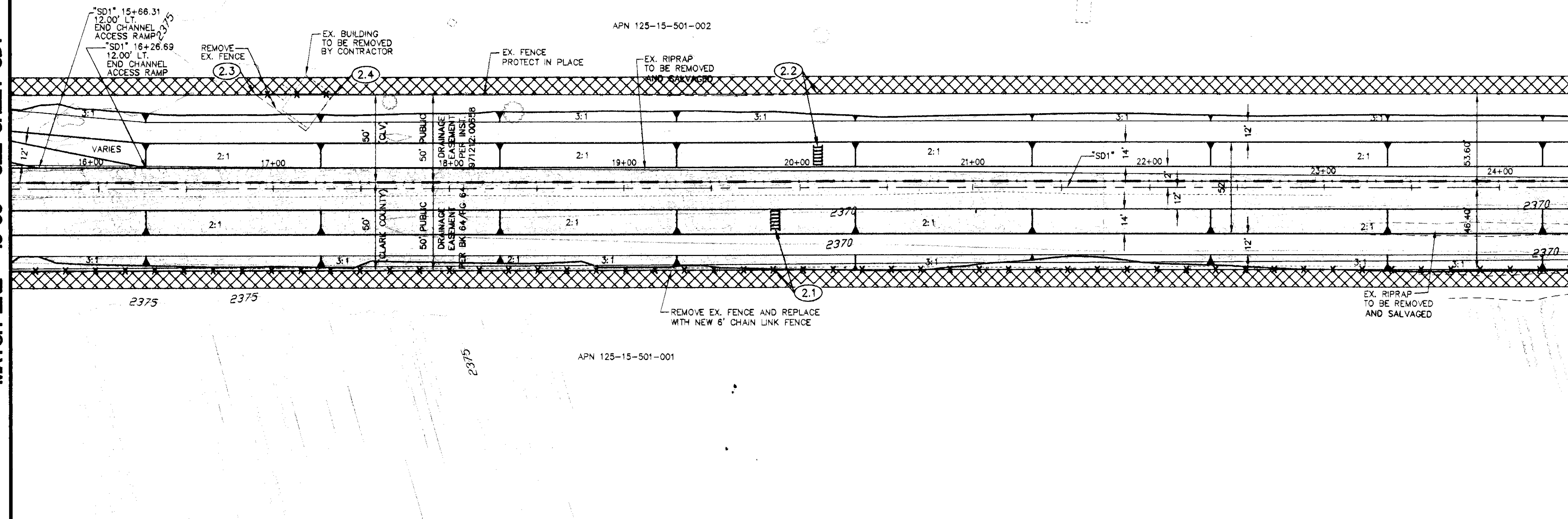
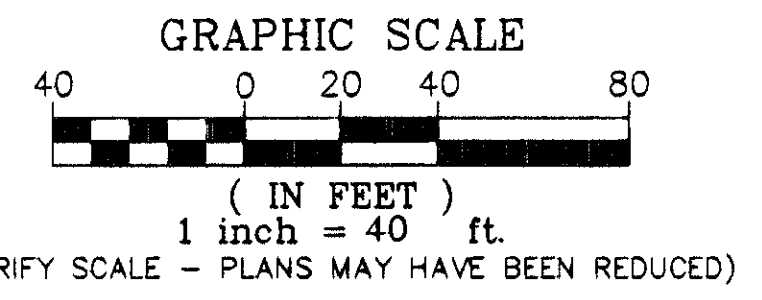


MATCH LINE - 15+50 - SEE SHEET SD1

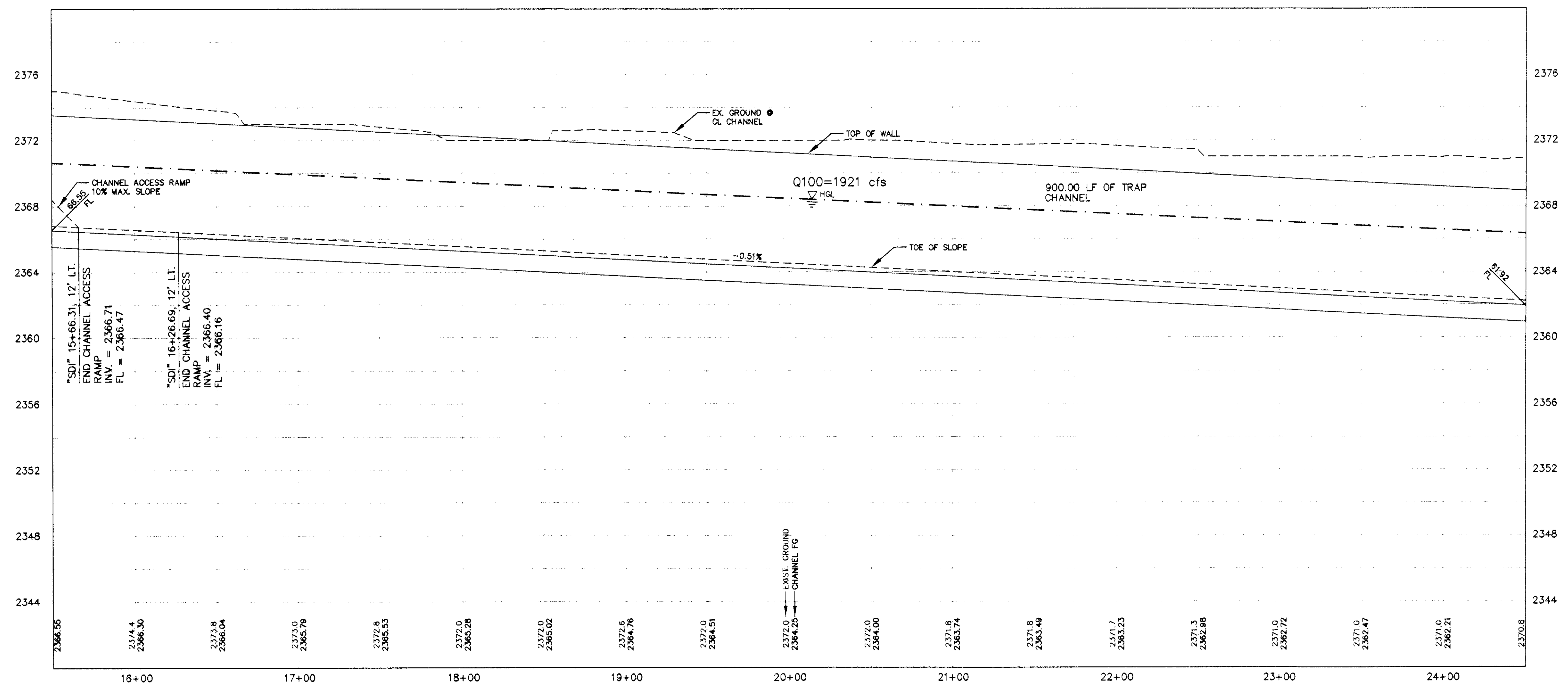
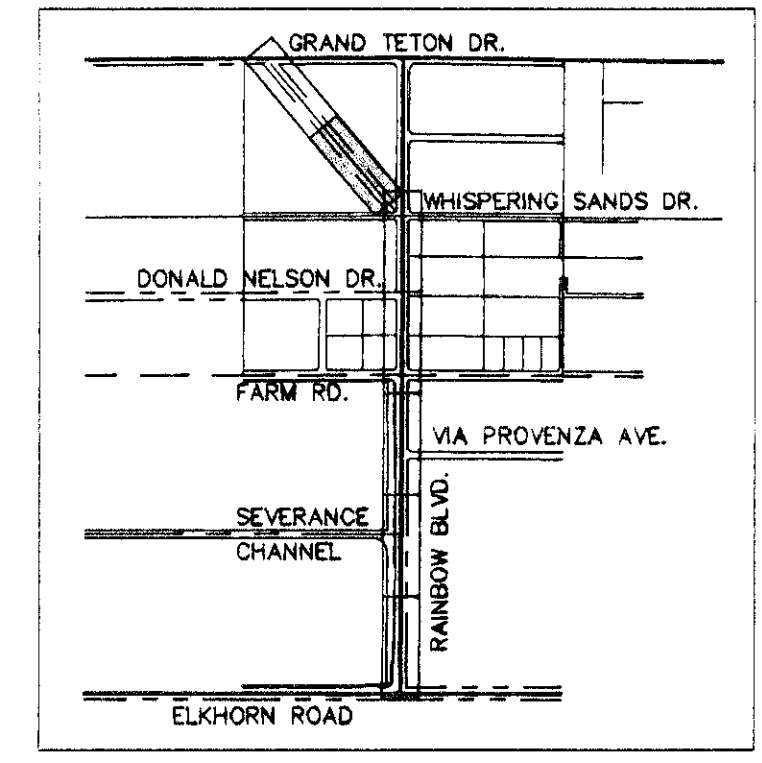


MATCH LINE - 24+50 - SEE SHEET SD3



- LEGEND**
- EX. RIPRAP
  - MAINT. ROAD (SEE SH. TYP)
  - AUTHORIZATION TO ENTER PROPERTY

- STORM DRAIN CONSTRUCTION ITEMS:**
- (2.1) "SD1" 19+86.00, 46.40' RT. REMOVE EX. FENCE AND INSTALL 5' WIDE SINGLE SWING GATE & CHANNEL LADDER-SEE DETAILS ON SHTS. D2 & D3.
  - (2.2) "SD1" 20+10.00, 53.60' LT. REMOVE EX. FENCE AND INSTALL 5' WIDE SINGLE SWING GATE & CHANNEL LADDER-SEE DETAILS ON SHTS. D2 & D3.
  - (2.3) "SD1" 16+89.68, 53.81' LT. REMOVE EX. FENCE AND BEGIN NEW 6' CHAIN LINK FENCE
  - (2.4) "SD1" 17+34.83, 54.01' LT. REMOVE EX. FENCE AND END NEW 6' CHAIN LINK FENCE



CALL SOUTHWEST GAS AT 365-2296 FOR STANDBY WHEN EXCAVATING OVER OR NEAR HIGH PRESSURE GAS LINES

**Call before you Dig**  
**Call 811**  
 1-702-227-2929  
 NV ENERGY ENVIRONMENT AND SAFETY SERVICES DEPARTMENT

<p><b>PUBLIC WORKS DEPARTMENT</b></p> <p>2727 SOUTH RAINBOW BOULEVARD        LAS VEGAS, NV 89101        702-729-8272</p>	
<p><b>STORM DRAIN PLAN &amp; PROFILE STA. 16+50 TO STA. 24+50</b></p>	
<p><b>LAS VEGAS WASH - MIDDLE BRANCH RAINBOW STORM DRAIN ELKHORN TO GRAND TETON</b></p>	
<p>DRAWN BY: KAS        DESIGNED BY: DMB        CHECKED BY: KDC/DMB/TMM        PROJECT NO: 8952</p>	<p>JUNE 15, 2009        JUNE 15, 2009        JUNE 15, 2009        SCALE: HORIZ. 1"=40'        VERT. 1"=4'</p>
<p>AVOID OVERHEAD POWER LINE CONTACT IT'S COSTLY!  <b>Call before you Dig</b>  <b>Call 811</b>        1-702-227-2929        NV ENERGY ENVIRONMENT AND SAFETY SERVICES DEPARTMENT</p>	
<p>SHEET SD2 OF 70 SHEETS        DRAWING NO. 731-87-1</p>	

118563