

**LEGEND**

- EX RIPRAP
- TYPE II MAINT. ROAD (SEE SHT. TYP1)
- AUTHORIZATION TO ENTER PROPERTY

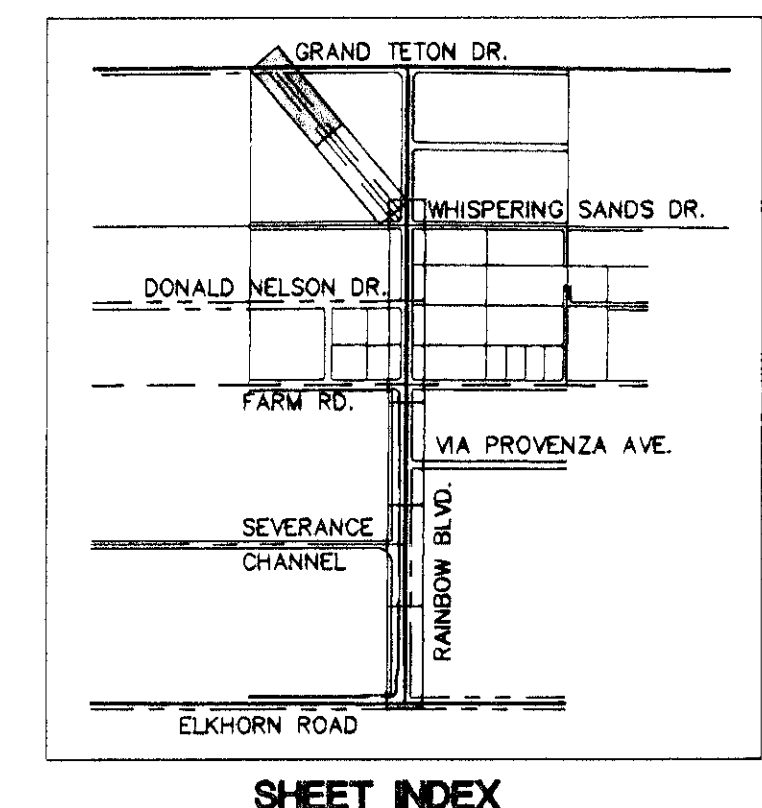
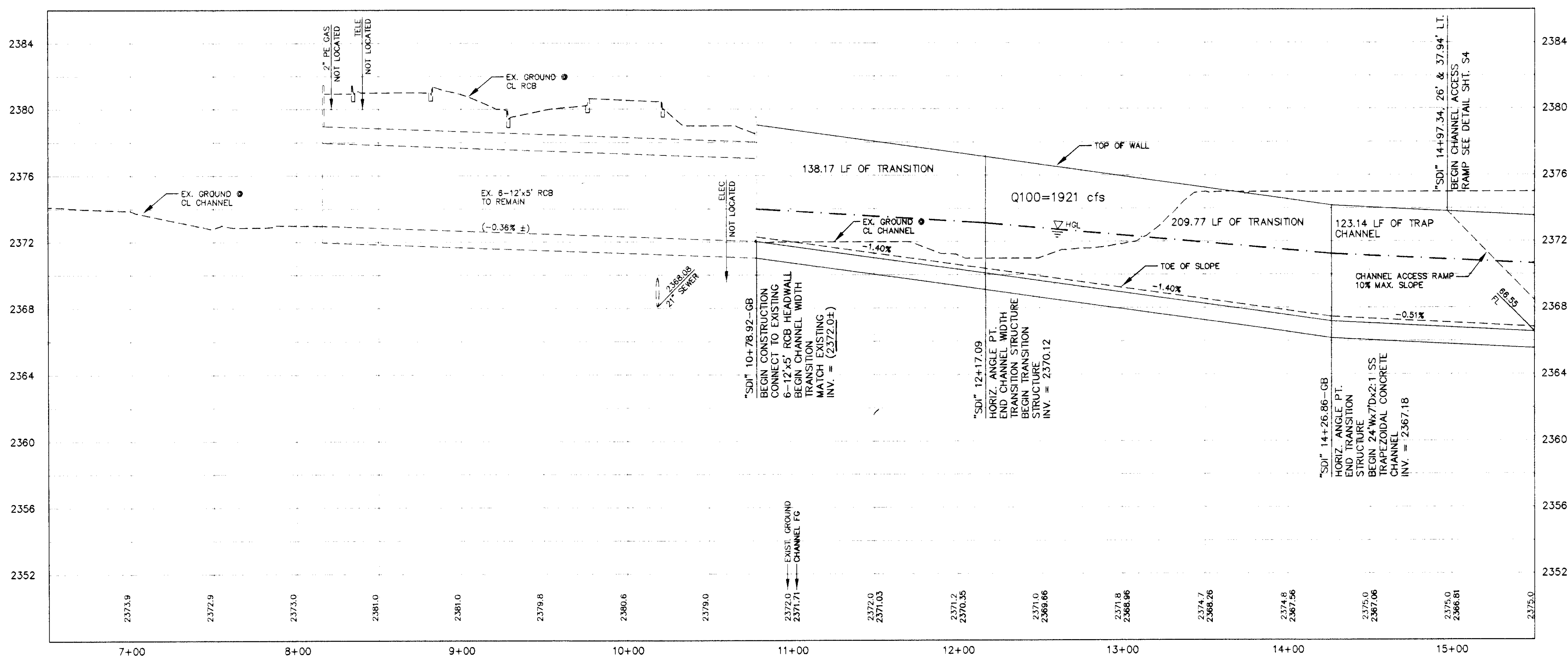
**STORM DRAIN CONSTRUCTION ITEMS:**

- 1.1 "SD1" 10+39.45, 50.73' RT. REMOVE EX. CHAIN LINK FENCE. INSTALL 10'-8" DOUBLE SWING GATE. SEE DETAIL ON SHT. D3
- 1.2 "SD1" 11+15.90, 49.71' LT. REMOVE EX. CHAIN LINK FENCE. INSTALL 10'-8" DOUBLE SWING GATE. SEE DETAIL ON SHT. D3
- 1.3 "SD1" 14+36.00, 46.40' RT. REMOVE EX. FENCE AND INSTALL 5' WIDE SINGLE SWING GATE & CHANNEL LADDER-SEE DETAILS ON ON SHTS. D2 & D3. CONTINUE TO REMOVE EX. FENCE AND REPLACE W/ NEW 6' CHAIN LINK FENCE
- 1.4 "SD1" 14+60.00, 53.60' LT. REMOVE EX. FENCE AND INSTALL 5' WIDE SINGLE SWING GATE & CHANNEL LADDER-SEE DETAILS ON ON SHTS. D2 & D3. END REMOVE EX. FENCE AND REPLACE W/ NEW 6' CHAIN LINK FENCE
- 1.5 "SD1" 10+34.45, 50.73' RT. REMOVE EX. FENCE AND BEGIN NEW 6' CHAIN LINK FENCE
- 1.6 "SD1" 11+19.95, 50.63' LT. REMOVE EX. FENCE AND BEGIN NEW 6' CHAIN LINK FENCE
- 1.7 "SD1" 10+78.92 INSTALL CHANNEL IDENTIFICATION SIGN. SEE DETAIL ON SHT. D3

See RFI #11 of 4-8-10 regarding cut-off wall at Station 10+78.92

CONTRACTOR TO VERIFY ALL EXISTING UTILITY LOCATIONS BOTH HORIZONTALLY & VERTICALLY PRIOR TO COMMENCEMENT OF CONSTRUCTION

See RFI #10 of 4-13-10 regarding Transition Structure SD1 from 10+78.92 to 12+17.09. RFI is attached on Drawing S3



CALL SOUTHWEST GAS AT 365-2296 FOR STANDBY WHEN EXCAVATING OVER OR NEAR HIGH PRESSURE GAS LINES

AVOID OVERHEAD POWER LINE CONTACT IT'S COSTLY

**Call before you Overhead**

1-702-227-2929

Call **811**


Call before you Dig

1-702-227-2929

Call **811**

Call before you Dig

DRAWN BY:	KAS	JUNE 15, 2009
DESIGNED BY:	DAB	JUNE 15, 2009
CHECKED BY:	KID/JMM/ZN	JUNE 15, 2009
PROJECT NO.:	6952	SCALE: HORIZ. 1"=40'
		VERT. 1"=4'



SHEET  
SD1  
12 OF 70 SHEETS  
DRAWING NO.  
731-87-1

**PUBLIC WORKS DEPARTMENT**

400 E. STEWART AVE  
LAS VEGAS, NV 89101  
702-228-6272

**AVPA**

2727 SOUTH RAINBOW BOULEVARD  
LAS VEGAS, NEVADA 89146-5148  
FAX (702) 362-2507  
WEB WWW.VTNV.COM

**STORM DRAIN PLAN & PROFILE**  
STA 6+50 TO STA. 15+50

**LAS VEGAS WASH - MIDDLE BRANCH**  
**RAINBOW STORM DRAIN**  
**ELKHORN TO GRAND TETON**

118562

HW23161