HUFCOR
THE PARTITION PEOPLE

9500 OPERABLE PARTITIONS

SPECIFICATIONS:

PRODUCT: Series 9530 NSSEA Class F

PANELS: Top supported, center stacked, hinged in pairs.

CARRIERS: Four steel ball bearing wheels with nylon tires.

SEALS: Manually operated, mechanical top and bottom seals. Vertical seals are interlocking.

FRAMES: Bronze finish.

SURFACE: VINYL/PARTICLE BOARD

TRACK: Type 45 mill finished extruded aluminum with clear anodized trim. Track mounted to 2 1/2" × 7/8" × 6 1/8" steel suspension bracket with 3/8" dia. hanger rods.

HINGES: On pairs of panels and inset pass doors hinges are recessed and shall project no more than 1/4" beyond panel faces.

WEIGHT: Each panel shall be 6.25 lbs/sq. ft.

JAMBS: Stack end to have expandable jamb activated from either side with removable operating lever. End opposite stack to have bulb seal jamb. (Note: Lever Closure Panel must be 4" less than basic panel.)

WARRANTY: Installation shall be guaranteed for two (2) years against defects in material and workmanship.

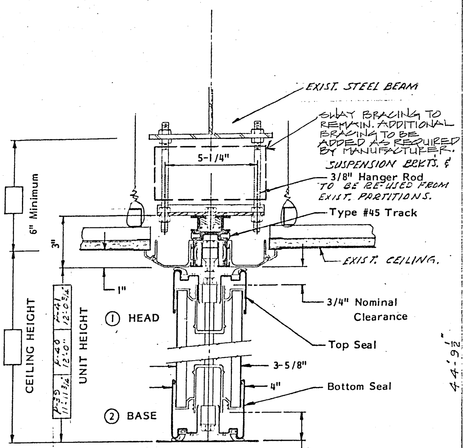

VERTICAL SECTIONS
3" = 1'-0"

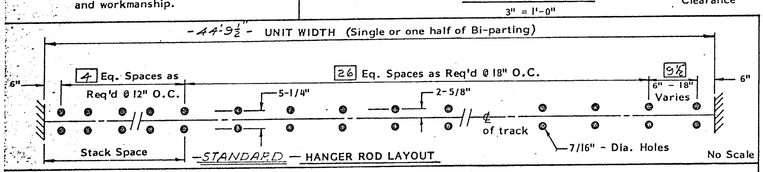

STANDARD — HANGER ROD LAYOUT
No Scale

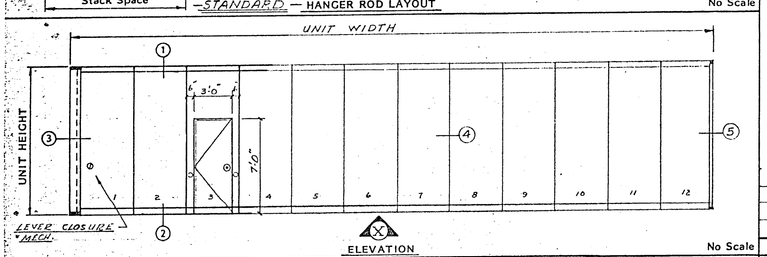

ELEVATION
No Scale

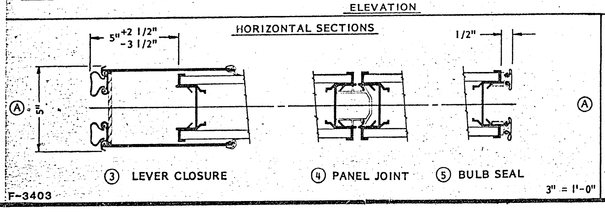

3" = 1'-0"

F-3403

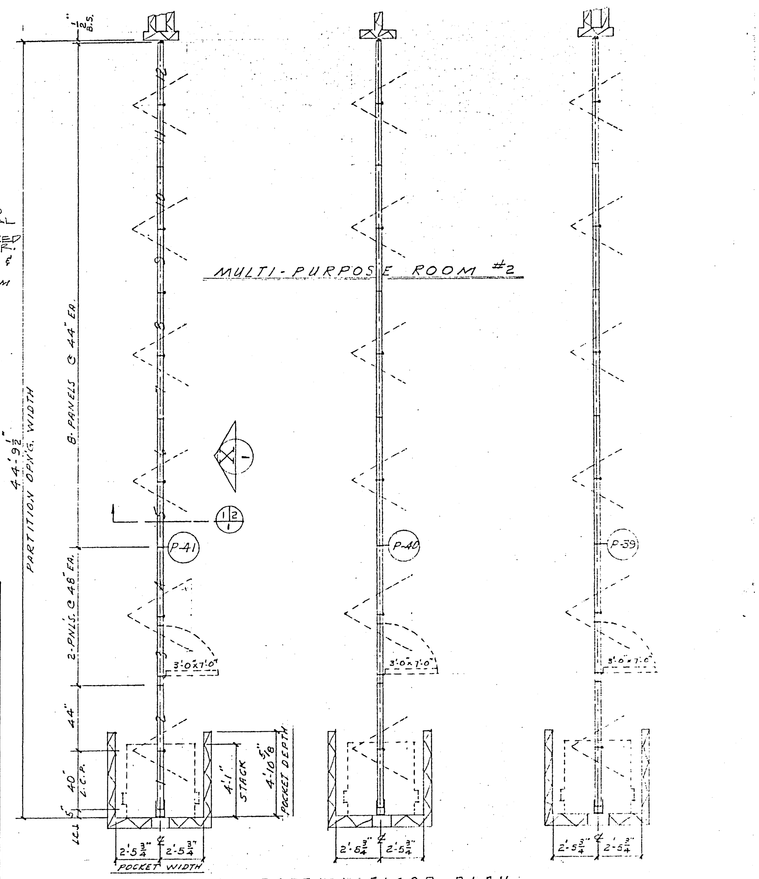

PARTIAL FLOOR PLAN
1/4" = 1'-0"

Mark	Width	Unit Height	Color	REMARKS
P-39	44'-9 1/2"	11'-11 3/4"	ADVISE	1-3/4" H 9330 w/ 3'-0" x 7'-0" H.P.D.
P-40		12'-0"		
P-41		12'-0 3/4"		

OPTIONS:

GENERAL NOTES

- (A) Solid backing for jamb required. (see horizontal section)
- (B) Installer to caulk jambs and pack with insulation.
- (C) Floor should not vary from a smooth level surface by more than 1/8" in 12 ft. non-accumulative.
- (D) After dead loads have been considered, the weight of the operable partition should not cause more than 1/2" deflection of structure.
- (E) Sway bracing for hanger rods longer than 18" required.
- (F) HMC not responsible for sound sealing above the track.
- (G) Stack depth = 4" per panel plus 5" per lever clos. pnl.

Revised	By

Job Name: NEW SENIOR CITIZENS CENTER LAS VEGAS, NEVADA.

Architect:

Contractor:

Partition Subcontractor: ANDY ESPINEIRA (DSM "EN") ROHNERT PARK, CA. No.

HOUGH WORLDWIDE
HOUGH MANUFACTURING CORP.
P.O. Box 591
Janesville, Wis. 53547

Drawn: 11-28-84 By: VGM

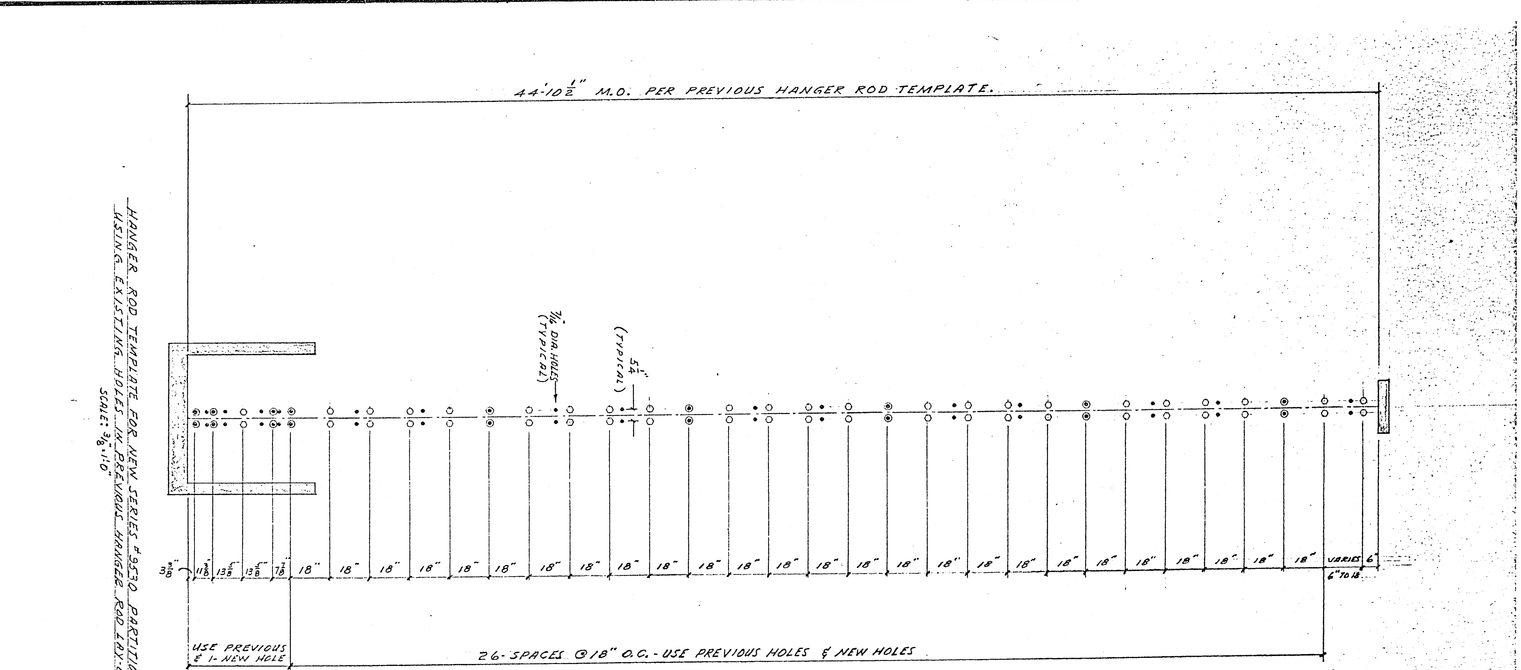

KEY TO PUNCHING TEMPLATE:
• - EXISTING HOLES PER PREVIOUS TEMPLATE.
⊗ - EXISTING HOLES TO BE REUSED PER THIS TEMPLATE.
○ - NEW HOLES - TO BE DRILLED OR PUNCHED IN EXISTING STEEL BEAM. 7/16" DIA.

SHEET 2 OF 2
DRAWING NO. 513-45F
PROJECT NO. WH0225

LAS VEGAS SENIOR CITIZENS CENTER

OPERABLE WALL REPLACEMENT

REVISIONS	DATE

City of Las Vegas, Nevada
Department of Design and Development
Thomas B. Graham, AICP, RLA, Director
INTERIOR DESIGN DIVISION

DESIGN BY: R.R.
DRAWN BY: F.T.
SCALE:
DATE: 6-85

CITY OF LAS VEGAS NEVADA