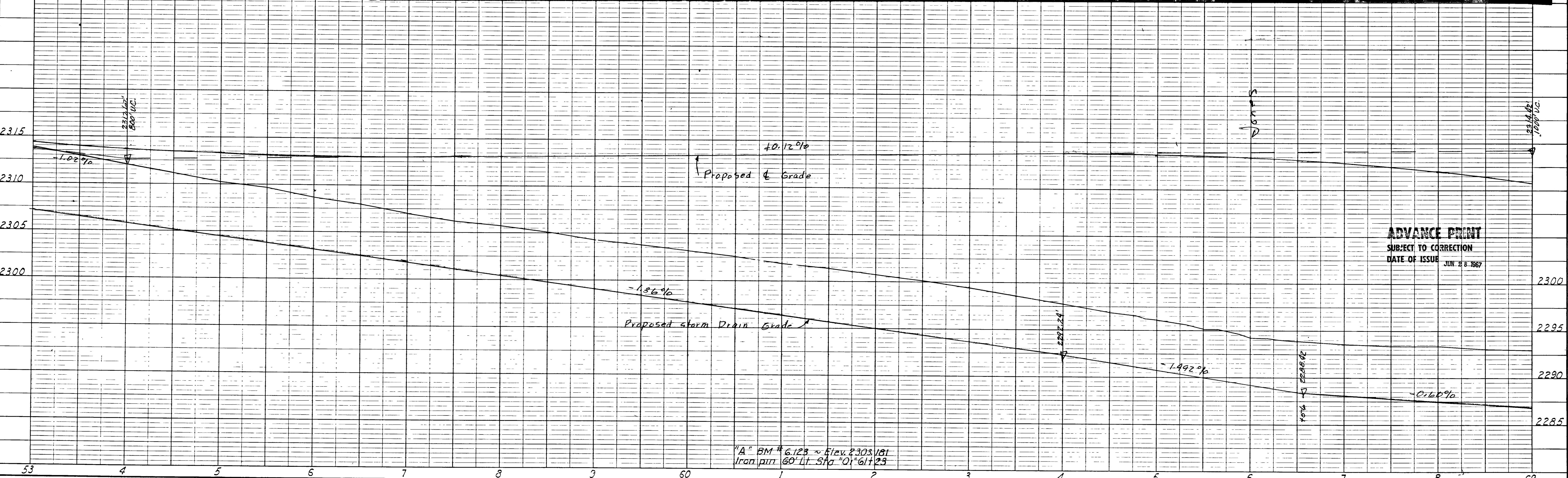




L.V. E+Pwy


73533

| FED. ROAD REG. NO. | STATE  | PROJECT NO. | COUNTY | CONTROL SECTION | STATE ROUTE | SHEET NO. | TOTAL SHEETS |
|--------------------|--------|-------------|--------|-----------------|-------------|-----------|--------------|
| 7                  | NEVADA |             |        |                 |             |           |              |



**ADVANCE PRINT**  
 SUBJECT TO CORRECTION  
 DATE OF ISSUE JUN 28 1967

77000



10000

10000