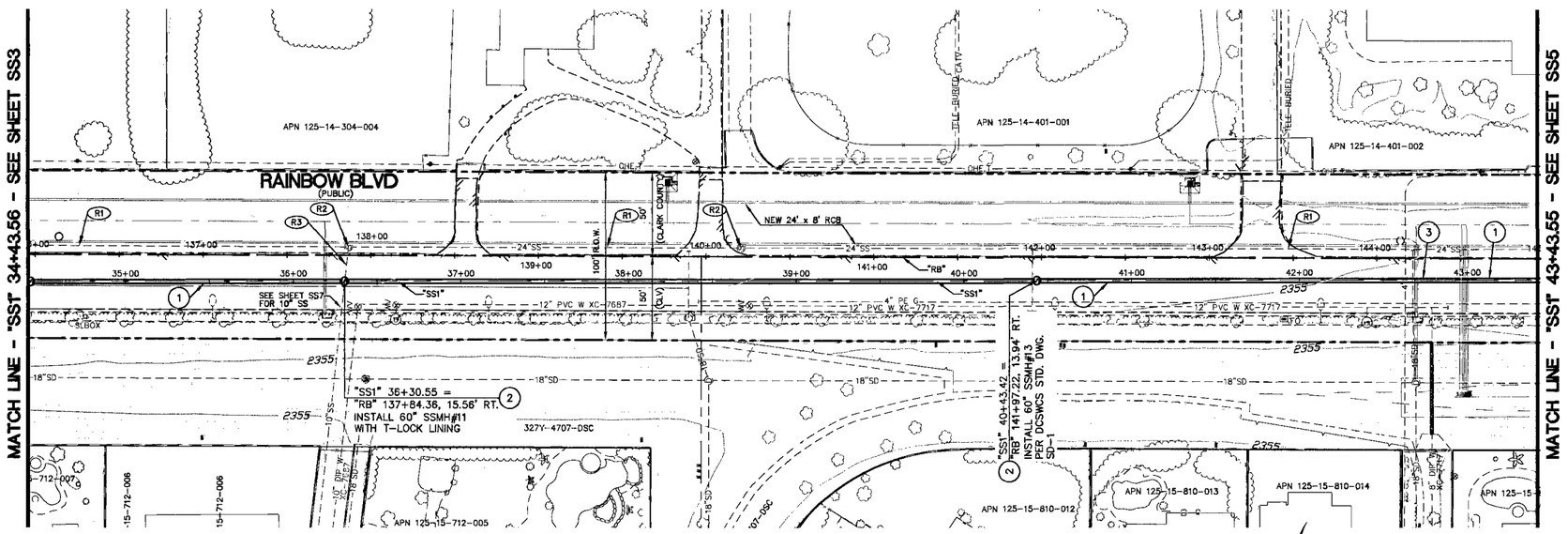

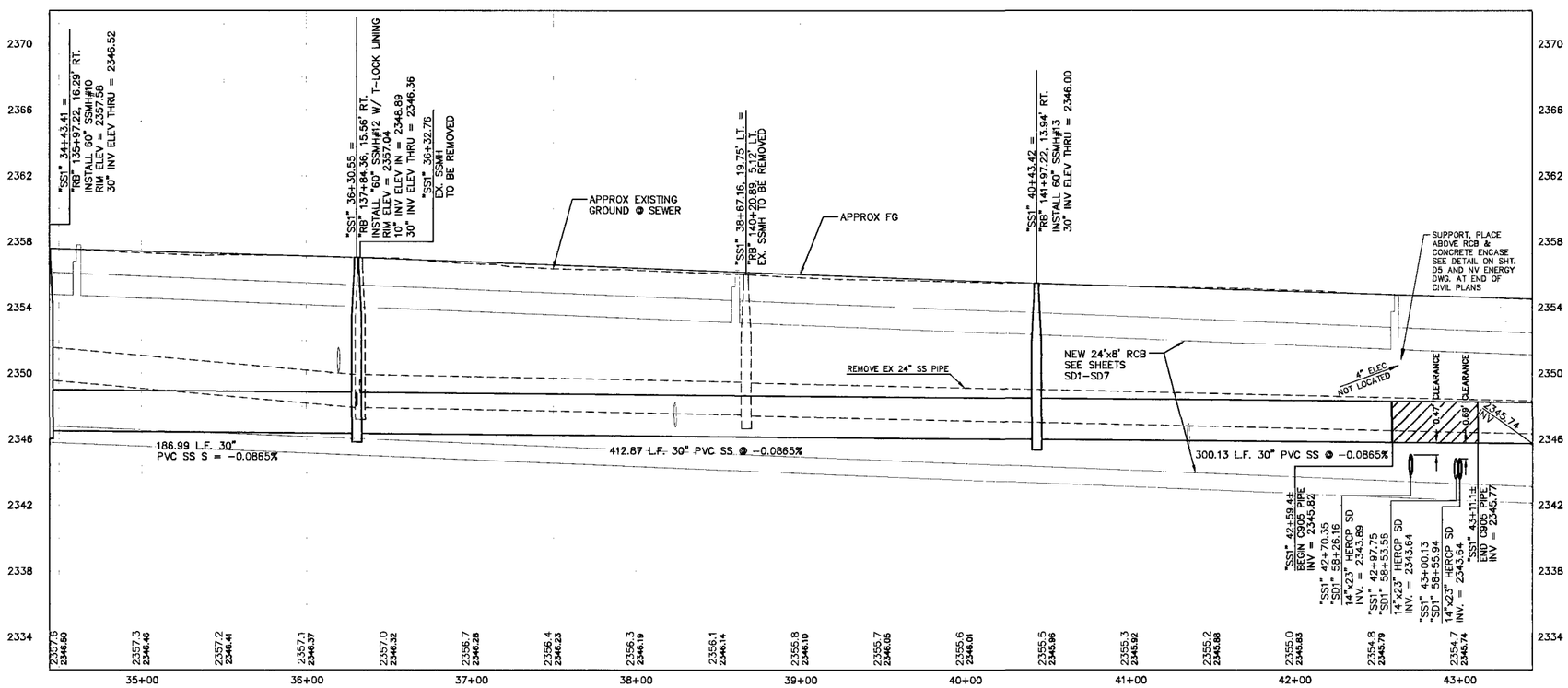

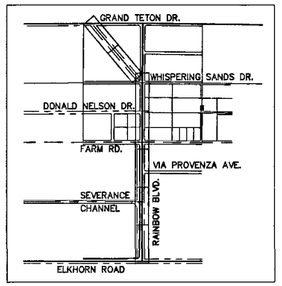

SHEET INDEX

SEWER CONSTRUCTION ITEMS:

1. CONSTRUCT 30" PVC SEWER
2. CONSTRUCT SSMH PER DCSWCS STD. DWG. SD-1
3. CONSTRUCT 30" C905 SEWER

REMOVAL ITEMS:

- R1 REMOVE EX. 24" SS PIPE
- R2 REMOVE EX. SSMH
- R3 REMOVE EX. 10" SS PIPE

EXISTING UTILITIES NOTE:

CONRACTOR SHALL VERIFY ALL HORIZONTAL AND VERTICAL LOCATIONS OF EXISTING FACITLITES BEING TIED INTO OR CROSSING PRIOR TO ANY WORK BEING DONE. CONTRACTOR SHALL COORDINATE ANY DISCREPANCIES WITH THE ENGINEER.

PIPE QUANTITIES NOTE:

LINEAR FOOTAGE (L.F.) SLOPES AND INVERTS OF SANITARY SEWER PIPES AS SHOWN ON THE PLANS ARE CALCULATED HORIZONTALLY FROM CENTERLINE OF MANHOLE TO CENTERLINE OF MANHOLE

GRAPHIC SCALE

40 0 20 40 80

(IN FEET)
1 inch = 40 ft.

(VERIFY SCALE - PLANS MAY HAVE BEEN REDUCED)

APPROVED

LAS VEGAS VALLEY WATER DISTRICT — DATE 6/12/09
PROJECT #114800

CALL SOUTHWEST GAS AT 365-2296 FOR STANDBY WHEN EXCAVATING OVER OR NEAR HIGH PRESSURE GAS LINES

AVOID OVERHEAD POWER LINE CONTACT IT'S COSTLY
Call before you Overhead
1-702-227-2929
NV ENERGY ENVIRONMENT AND SAFETY SERVICES DEPARTMENT

Call before you Dig
Avoid cutting underground utility lines. It's costly.
Call 811

H#23161

REV	DATE	BY	REVISION

PUBLIC WORKS DEPARTMENT
400 E. STEWART AVE.
LAS VEGAS, NV 89101
702-229-6297

vtn
2727 SOUTH RAINBOW BOULEVARD
LAS VEGAS, NEVADA 89146-5148
PHONE (702) 362-7500
FAX (702) 362-2997
WEB SITE WWW.VTNNV.COM

SANITARY SEWER RELOCATION PLAN AND PROFILE "SST" 34+43.56 TO "SST" 43+43.55

LAS VEGAS WASH - MIDDLE BRANCH RAINBOW STORM DRAIN ELKHORN TO GRAND TETON

DRAWN BY: KAS — JUNE 15, 2009
DESIGNED BY: DMB — JUNE 15, 2009
CHECKED BY: KDS/TMM/GN — JUNE 15, 2009
PROJECT NO: 6952 — SCALE: HORIZ. 1"=40' VERT. 1"=4'

KEN D. GILBRETH EXP. 06/30/10 CIVIL No. 9171 — 6-16-09

SHEET SS4
52 OF 70 SHEETS
DRAWING NO. 731-67-1

118622