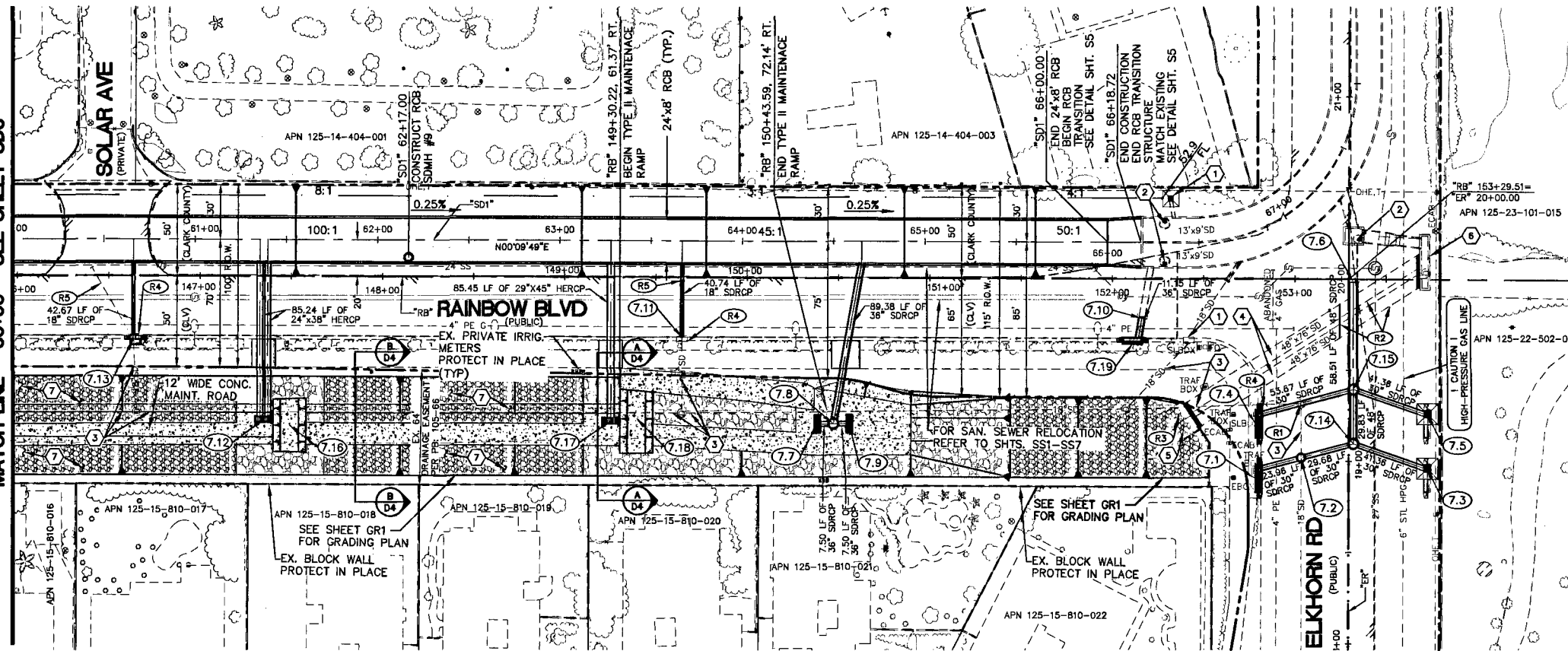


MATCH LINE - 60+00 - SEE SHEET SD6

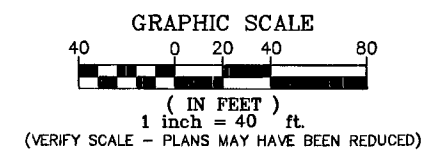


STORM DRAIN CONSTRUCTION ITEMS:

- (7.1) "ER" 18+90.64, 49.83' LT. INSTALL 15" TYPE "DM2" D.I. W/ 2.5' SWEEPER SEE LATERAL 22 ON SD12
- (7.2) "ER" 19+01.98, 26.13' LT. INSTALL MODIFIED NDOT TYPE 4 SDMH #19, RIM = 2351.60. SEE DETAIL ON D6
- (7.3) "ER" 18+96.28, 43.17' RT. INSTALL MODIFIED NDOT TYPE "2B" D.I. W/ CONC. APRON - SEE LATERAL 22 ON SD12 (FUTURE 15" TYPE DM2 D.I. LOCATION-BY OTHERS)
- (7.4) "ER" 19+20.51, 49.93' LT. INSTALL 15" TYPE "DM2" D.I. W/ 2.5' SWEEPER SEE LATERAL 23 ON SD12
- (7.5) "ER" 19+26.13, 43.17' RT. INSTALL MODIFIED NDOT TYPE "2B" D.I. W/ CONC. APRON - SEE LATERAL 23 ON SD12 (FUTURE 15" TYPE DM2 D.I. LOCATION-BY OTHERS)
- (7.6) "ER" 19+98.04, 2.39' RT. CONNECT EX. 48" RCP SD INTO NEW 48" RCP - SEE DETAIL ON D4, & LATERAL 24 ON SD12
- (7.7) "RB" 150+38.36, 80.03' RT. INSTALL MODIFIED NDOT TYPE "8" D.I. SEE LATERAL 21 ON SD12, & DETAIL ON SHT. S11
- (7.8) "RB" 150+47.11, 80.03' RT. INSTALL NDOT MODIFIED TYPE 4 SDMH #17, RIM = 2348.50. SEE DETAIL ON D6 - SEE LATERAL 20 ON SD11
- (7.9) "RB" 150+55.86, 80.03' RT. INSTALL MODIFIED NDOT TYPE "8" D.I. SEE LATERAL 21 ON SD12, & DETAIL ON SHT. S11
- (7.10) "RB" 152+16.13, 21.74' RT. REMOVE PLUG AND CONNECT EX. 36" RCP SD INTO NEW 36" RCP - SEE DETAIL ON D4, SEE LATERAL 31 ON SD13
- (7.11) "RB" 149+64.25, 35.10' RT. INSTALL 7.5" TYPE "DM2" DI W/ 2.5' SWEEPER CONNECT INTO NEW 18" RCP - SEE LATERAL 19 ON SD11
- (7.12) "RB" 147+34.93, 78.48' RT. INSTALL MODIFIED NDOT TYPE "8" D.I. SEE LATERAL 17 ON SD11, DETAIL ON SHT. S12
- (7.13) "RB" 146+63.62, 35.26' RT. INSTALL 7.5" TYPE "DM2" DI W/ 2.5' SWEEPER CONNECT INTO NEW 18" RCP - SEE LATERAL 16 ON SD11
- (7.14) "ER" 19+09.66, 2.53' RT. INSTALL NDOT MODIFIED TYPE 4 SDMH #18, RIM = 2351.96. SEE DETAIL ON D6 - SEE LATERAL 24 ON SHT. SD12
- (7.15) "ER" 19+39.53, 2.53' RT. INSTALL MODIFIED NDOT TYPE 4 SDMH #20, RIM = 2352.04. SEE DETAIL ON D6 - SEE LATERAL 24 ON SD12
- (7.16) "RB" 147+48.93, 81.82' RT. SEE BERM DETAIL ON SHT. D4
- (7.17) "RB" 149+25.22, 78.69' RT. INSTALL MODIFIED NDOT TYPE "8" D.I. SEE LATERAL 18 ON SD11, DETAIL ON SHT. S11
- (7.18) "RB" 149+39.22, 77.31' RT. SEE BERM DETAIL ON SHT. D4
- (7.19) "RB" 152+11.03, 35.89' RT. INSTALL 12.5" TYPE "DM2" D.I. W/ 2.5' SWEEPER SEE LATERAL 31 ON SD13

LEGEND

- [Symbol] NEW RIPRAP D50 = 12", THICKNESS = 2'
- [Symbol] RECONSTRUCT CONC. SIDEWALK, CURB AND GUTTER AND LANDSCAPING
- [Symbol] 6" TYPE II MAINTENANCE RAMP COMPACTED TO 90%
- [Symbol] NEW RIPRAP D50 = 6", THICKNESS = 12"
- [Symbol] 6" THICK CONCRETE MAINTENANCE ROAD
- (R1) REMOVE EX. SDMH
- (R2) REMOVE EX. 2-48"x76" HERCP FROM "RB" 153+24.56 TO "RB" 153+68.11 AND CAP, SEE DETAIL ON SHT. D4
- (R3) REMOVE & SALVAGE EX. HEADWALL TRASH RACK
- (R4) REMOVE EX. SD DROP INLET
- (R5) REMOVE EX. 18" HDPE PIPE

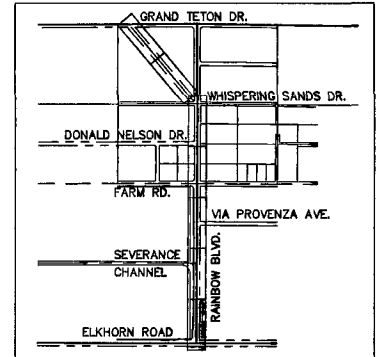
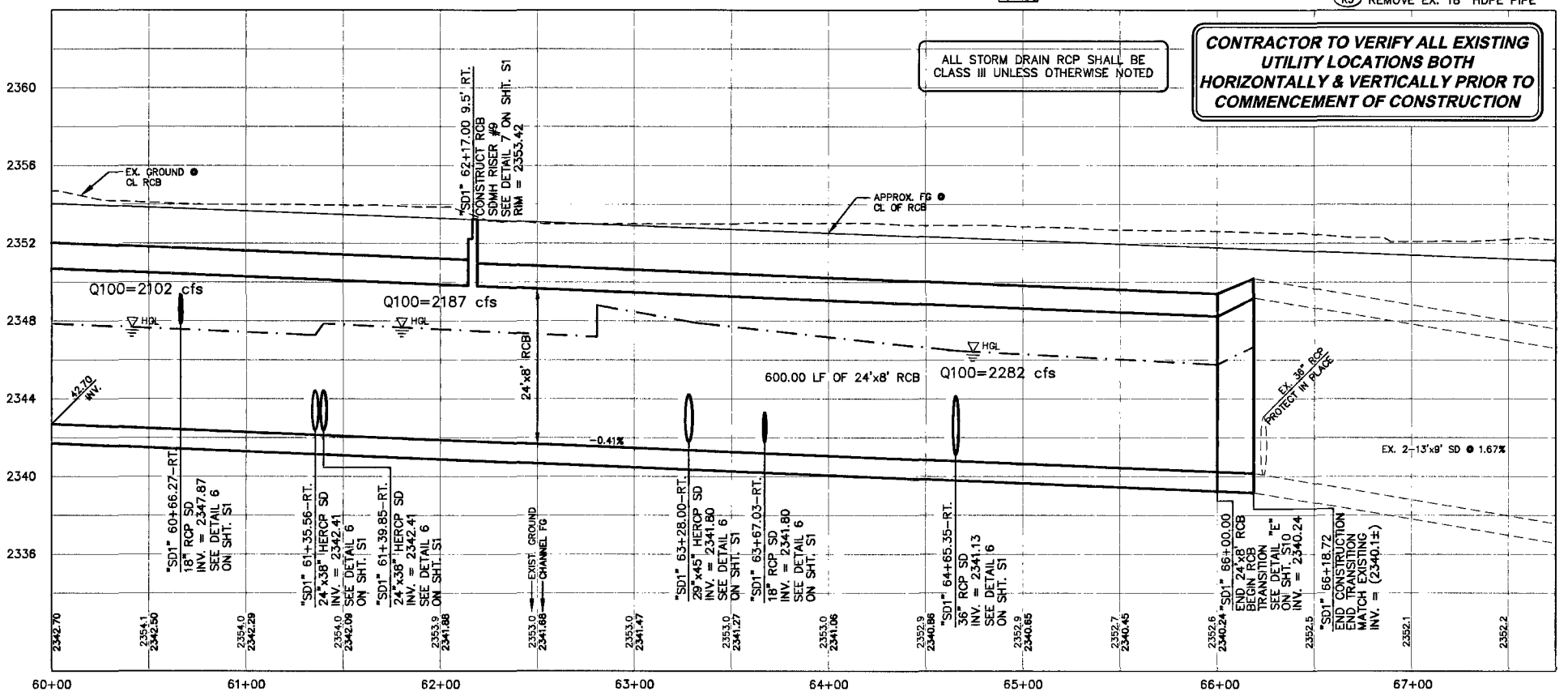


REMOVAL ITEMS:

MISCELLANEOUS CONSTRUCTION NOTES:

- (1) EX. DROP INLET - PROTECT IN-PLACE
- (2) EX. SDMH - PROTECT IN-PLACE
- (3) EX. 18" SD PIPE - TO BE ABANDONED BY CAPPING W/ 18" PVC CAP @ SDMH AND D.I. & FILLED W/ SAND OR GROUT
- (4) ABANDON DUAL 48"x76" HERCP
- (5) EX. 2-48"x76" HERCP, INSTALL BRICK & MORTAR PLUG SEE DETAIL ON D4
- (6) EX. BUBBLER - CAP 2-48"x76" HERCP & PROTECT IN PLACE (FUTURE 20" TYPE "DM2" D.I. LOCATION-BY OTHERS)
- (7) REMOVE EX. GRASS & REPLACE W/ RIPRAP TO SAME ELEVATION AS EX. GROUND

CONTRACTOR TO VERIFY ALL EXISTING UTILITY LOCATIONS BOTH HORIZONTALLY & VERTICALLY PRIOR TO COMMENCEMENT OF CONSTRUCTION



CALL SOUTHWEST GAS AT 365-2296 FOR STANDBY WHEN EXCAVATING OVER OR NEAR HIGH PRESSURE GAS LINES

Call before you Overhead
1-702-227-2929
NV ENERGY ENVIRONMENT AND SAFETY SERVICES DEPARTMENT

Call before you Dig
811

PUBLIC WORKS DEPARTMENT
400 E. STEWART AVE
LAS VEGAS, NV 89101
702-228-8272

STORM DRAIN PLAN & PROFILE STA. 60+00 TO STA. 66+18.22

LAS VEGAS WASH - MIDDLE BRANCH RAINBOW STORM DRAIN ELKHORN TO GRAND TETON

DRAWN BY: KAS
DESIGNED BY: DAB
CHECKED BY: KDB/TJM/GEN
PROJECT NO.: SCALE HORIZ. 1"=40' VERT. 1"=4'

JUNE 15, 2009
JUNE 15, 2009
JUNE 15, 2009

66-09

SHEET SD7
18 OF 70 SHEETS
DRAWING NO. 731-87-1

H#23101