

OWNER: CITY OF LAS VEGAS
DEPARTMENT OF PUBLIC WORKS
ARCHITECTURAL SERVICES

400 EAST STEWART AVENUE
LAS VEGAS, NEVADA 89101
PHONE: (702) 229-8535
FAX: (702) 364-8846
TDD: (702) 366-9108

DRAWN: DAB / TUJ
DATE: 06-083
DATE: JUNE-2007
SCALE: AS SHOWN
SHEET NO: 07.15314.0
DRAWING NO: 050.19-47

11.10

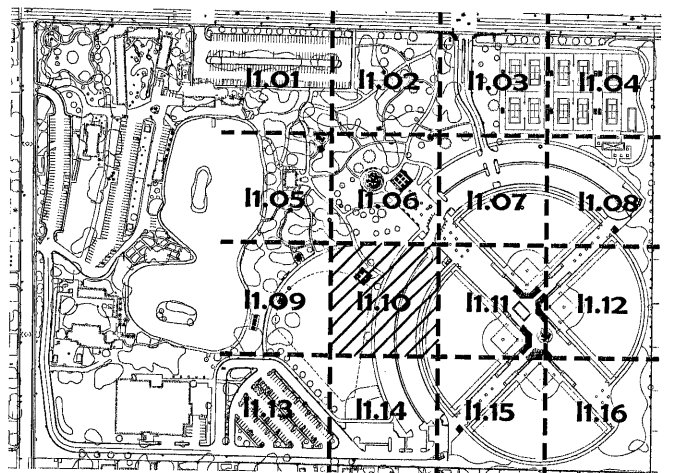
IRRIGATION SCHEDULE

SYMBOL	MANUFACTURER	MODEL NUMBER	DESCRIPTION	DETAIL NUMBER
⊙	RAIN BIRD	1906-FRS 9 SERIES W/ NP COVER 8" QTR. HLP. FULL NOZZLE	6" POP-UP SPRAY HEAD (SEE NOTE 5)	1
⊙	RAIN BIRD	1906-FRS 9 SERIES W/ NP COVER 8" QTR. HLP. FULL NOZZLE	6" POP-UP SPRAY HEAD (SEE NOTE 5)	1
⊙	RAIN BIRD	1906-FRS 10 SERIES W/ NP COVER 12" QTR. HLP. FULL NOZZLE	6" POP-UP SPRAY HEAD (SEE NOTE 5)	1
⊙	RAIN BIRD	1906-FRS 10 SERIES W/ NP COVER 12" QTR. HLP. FULL NOZZLE	6" POP-UP SPRAY HEAD (SEE NOTE 5)	1
⊙	RAIN BIRD	1906-FRS 10 SERIES W/ NP COVER 12" QTR. HLP. FULL NOZZLE	6" POP-UP SPRAY HEAD (SEE NOTE 5)	1
⊙	RAIN BIRD	5505-88-NP-268	GEAR DRIVEN ROTOR (W/ 2" NOZZLE)	2
⊙	RAIN BIRD	5505-88-NP-2	GEAR DRIVEN ROTOR (W/ 2" NOZZLE)	2
⊙	RAIN BIRD	7028-88-NP-8	GEAR DRIVEN ROTOR (W/ 2" NOZZLE)	2
⊙	RAIN BIRD	7028-88-NP-10	GEAR DRIVEN ROTOR (W/ 2" NOZZLE)	2
⊙	RAIN BIRD	6504-PC-FC-88-H8-8-P	GEAR DRIVEN ROTOR (W/ 2" NOZZLE)	2
⊙	RAIN BIRD	FEB SERIES	ELECTRIC CONTROL VALVE (SIZE PER PLAN)	3
⊙	PER DETAIL		1" DRIP VALVE ASSEMBLY	4
⊙	RAIN BIRD	44NP	QUICK COUPLING VALVE	5
⊙	RAIN BIRD	44NP	QUICK COUPLING VALVE W/ 1" ROUND CONCRETE VALVE BOX	14
⊙	APPROVED		GATE VALVE (SIZE PER PLAN)	6, 7
⊙	RAIN BIRD	ESF-5AT-28	FIELD SATELLITE UNIT (SEE PLAN)	11
⊙	RAIN BIRD	CCU-28-8	CLUSTER CONTROL UNIT	16
⊙	MCCAN TRAFFIC	MPD02-ADA	PUSH BUTTON IRRIGATION START	18
⊙	APCO	50	AIR RELEASE VALVE	8
⊙	EXISTING		PRESSURE SUPPLY LINE TO BE REMOVED OR ABANDON	
⊙	APPROVED	8CH 40 BE PVC	PURPLE PRESSURE SUPPLY LINE UP TO 2 1/2" (SIZE PER PLAN)	
⊙	APPROVED	CL 200 RT PVC	PURPLE PRESSURE SUPPLY LINE 3" AND LARGER (SIZE PER PLAN)	15
⊙	APPROVED	8CH 40 BE	PVC LATERAL LINE	
⊙	APPROVED	8CH 40 BE - 3/4"	DRIP PVC LATERAL (SHRUB) (SEE NOTE 4 FOR EMITTER)	11
⊙	APPROVED	8CH 40 BE - 3/4"	DRIP PVC LATERAL (TREE) (SEE NOTE 4 FOR EMITTER)	12
⊙	PER DETAIL		DRIP LINE BLOW-OUT STUB	10
⊙	APPROVED		PVC IRRIGATION SLEEVE (SEE NOTE 6)	
⊙			FIELD SATELLITE UNIT # STATION NO. GALLONS PER MINUTE PLANT TYPE ELECTRIC CONTROL VALVE SIZE	

THESE PLANS ARE DIAGRAMMATIC, THEY DO NOT REPRESENT EXACT LOCATION OF IRRIGATION EQUIPMENT REFER TO SPECIFICATIONS AND DETAILS.

LATERAL PIPE SIZING IS INDICATED BY THE FOLLOWING SYMBOLS:

3/4" - I	1 1/2" - x
1" - II	2" - v
1 1/4" - III	2 1/2" - IV



IRRIGATION NOTES

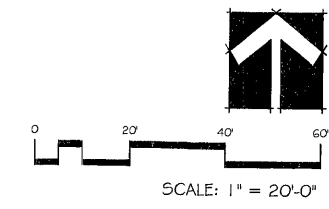
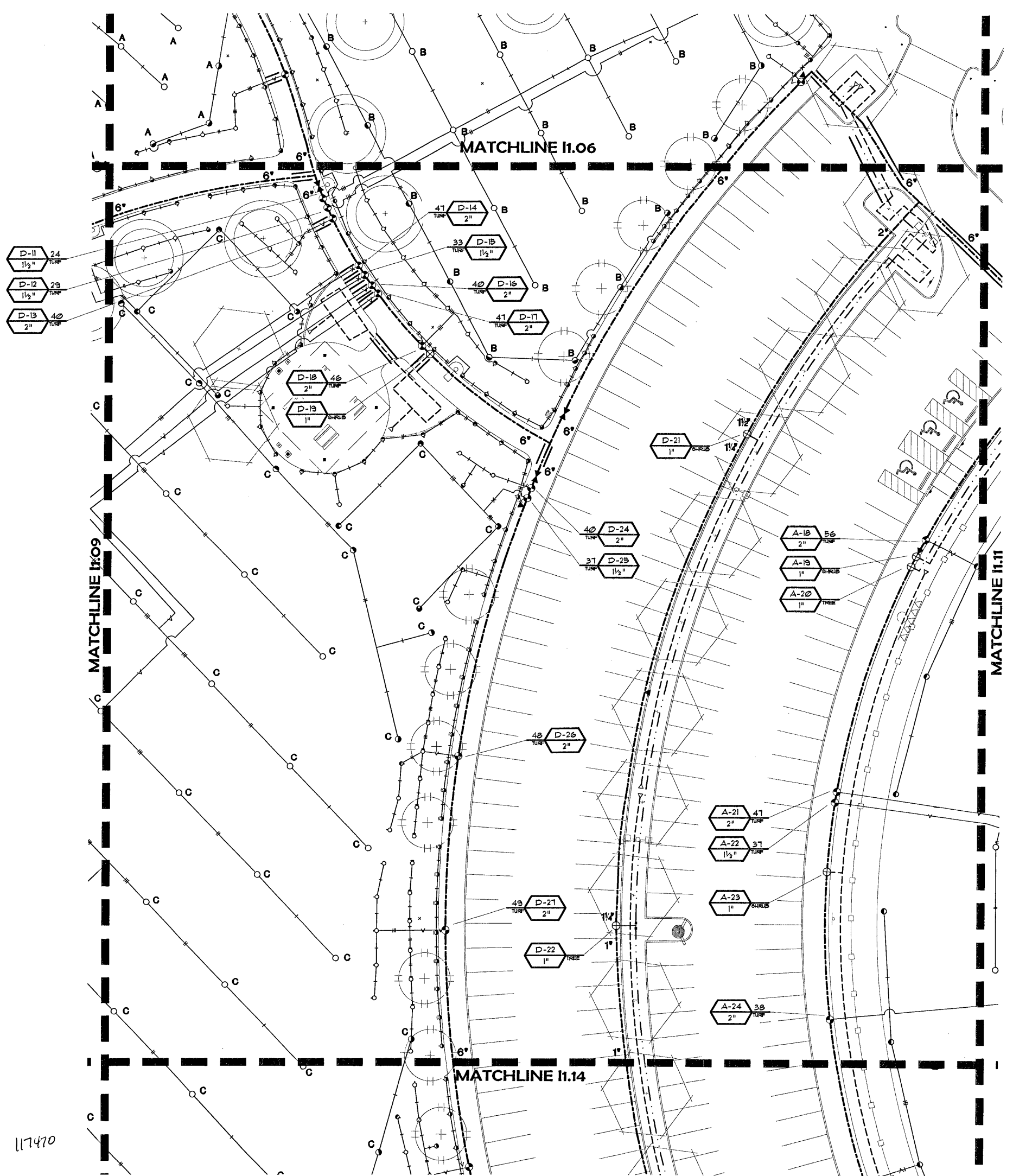
- REFER TO IRRIGATION DETAILS (SHEETS 11.01 + 2002) AND SPECIFICATIONS FOR INSTALLATION PROCEDURES.
- SYSTEM HAS BEEN DESIGNED BASED ON A STATIC WATER PRESSURE OF 80 PSI AT THE PUMP.
- CONTRACTOR SHALL FIELD VERIFY PRESSURE AT PUMP LOCATION PRIOR TO ORDERING MATERIALS OR STARTING ANY IRRIGATION INSTALLATION AND NOTIFY CONSULTANT OF ANY DIFFERENCE FROM STATED PRESSURE. IF CONTRACTOR FAILS TO NOTIFY CONSULTANT HE ASSUMES FULL RESPONSIBILITY FOR ANY SYSTEM ALTERATIONS AS DIRECTED BY THE CONSULTANT.
- INSTALL BOUSHNITH SERIES PRESSURE COMPENSATING EMITTERS TO PLANT MATERIAL PER DETAILS "A", "B", "C" AND THE FOLLOWING SCHEDULE:

PLANT SIZE	EMITTER NUMBER	QUANTITY
9 GAL. SHRUB	BOUSHNITH SL210	2 EACH
24" BOX TREE	BOUSHNITH SL220	6 EACH
36" BOX TREE	BOUSHNITH SL220	6 EACH

EMITTERS ONLY ARE TO BE INSTALLED ABOVE GRADE AND ALL PIPING SHALL BE THOROUGHLY FLUSHED PRIOR TO EMITTER INSTALLATION AS PER DETAILS AND SPECIFICATIONS. CONTRACTOR IS RESPONSIBLE FOR ANY NECESSARY FLUSHING OF EMITTERS DUE TO CLOGGING FOR THE DURATION OF THE MAINTENANCE PERIOD AS OUTLINED IN THE LANDSCAPE SPECIFICATION. CONTRACTOR IS RESPONSIBLE FOR REPLACEMENT OF ANY PLANT MATERIAL WHICH DIES DURING THE MAINTENANCE PERIOD AS A RESULT OF EMITTER CLOGGING.

- INSTALL RAIN BIRD U-SERIES PLASTIC NOZZLES ON ALL SPRAY HEADS. USE VARIABLE ARC NOZZLES WHERE NECESSARY TO PROVIDE HEAD TO HEAD COVERAGE AND PREVENT OVERSPRAY ONTO PAVED SURFACE. INSTALL RAIN BIRD PCB PRESSURE COMPENSATING SCREENS ON ALL SPRAY HEADS SPACED 4 FEET AND LESS. REFER TO SCHEDULE IN RAIN BIRD CATALOG FOR APPROPRIATE SCREENS.
- INSTALL IRRIGATION SLEEVES UNDER ALL PAVED SURFACES PER THE FOLLOWING SCHEDULE:

PIPE SIZE OR WIRE QUANTITY	REQUIRED SLEEVE(S)
3/4" LATERAL	1-2" SDR 35 PVC
1" LATERAL	1-2" SDR 35 PVC
1 1/4" LATERAL	1-2" SDR 35 PVC
1 1/2" LATERAL	1-2" SDR 35 PVC
2" LATERAL	1-4" SDR 35 PVC
2 1/2" LATERAL	1-4" SDR 35 PVC
3" LATERAL	1-6" SDR 35 PVC
1" PRESSURE SUPPLY LINE	1-2" SDR 35 PVC
1 1/4" PRESSURE SUPPLY LINE	1-4" SDR 35 PVC
2" PRESSURE SUPPLY LINE	1-6" SDR 35 PVC
3" PRESSURE SUPPLY LINE	1-6" SDR 35 PVC
4" PRESSURE SUPPLY LINE	1-6" SDR 35 PVC
6" PRESSURE SUPPLY LINE	1-12" SDR 35 PVC
1-20 CONTROL WIRES	1-2" SDR 35 PVC
21-40 CONTROL WIRES	2-2" SDR 35 PVC



117470