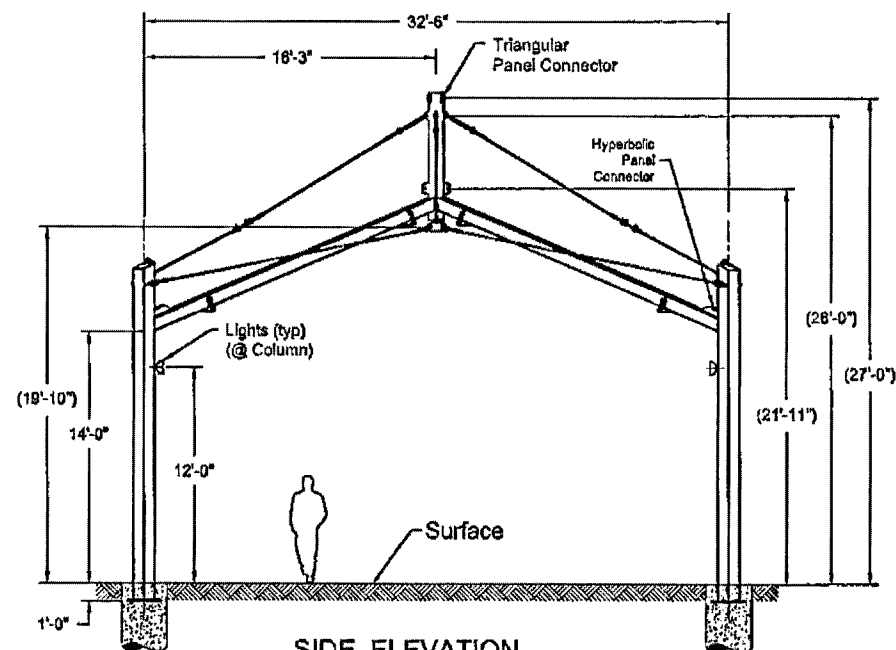
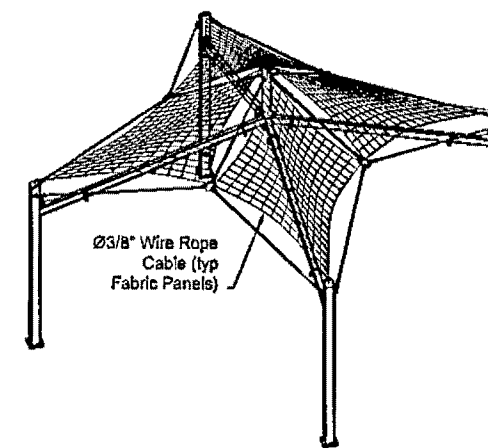


PLAN VIEW

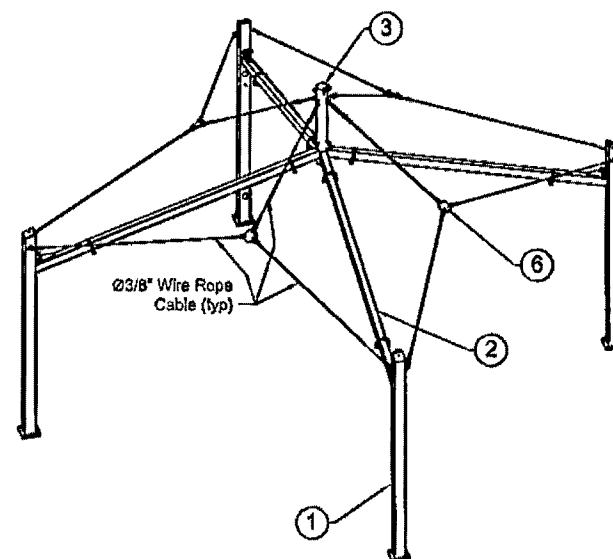
Notes:
Columns are oriented in-line with centerline of extensions.



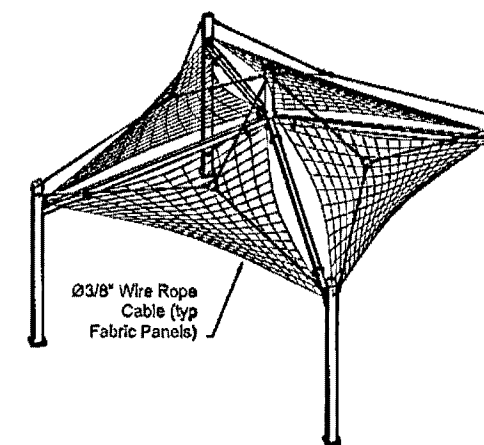
SIDE ELEVATION



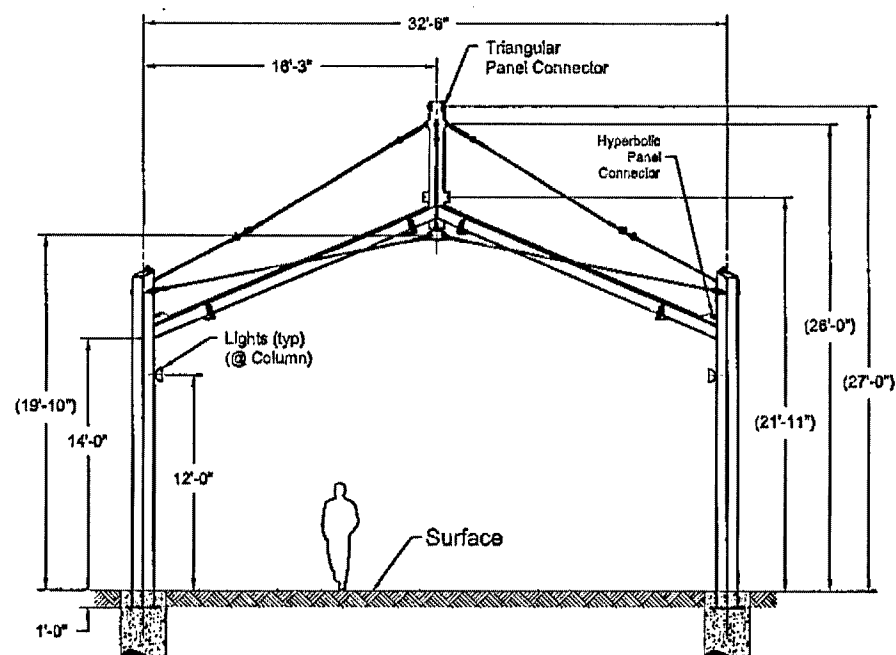
TOP FABRIC ISOMETRIC VIEW



ISOMETRIC VIEW



BOTTOM FABRIC ISOMETRIC VIEW



FRONT ELEVATION

**RECORD DRAWINGS
NOT FOR CONSTRUCTION**

1. TO ALTER THESE DOCUMENTS FOR ANOTHER PROJECT BY ANYONE OTHER THAN THE ORIGINAL ARCHITECT IS A VIOLATION OF NRS 623.

2. THIS RECORD DRAWING HAS BEEN PREPARED IN PART, BASED UPON INFORMATION FURNISHED BY THE GENERAL CONTRACTOR, WHILE THIS INFORMATION IS BELIEVED TO BE RELIABLE, THE DESIGN PROFESSIONAL CANNOT ASSURE ITS ACCURACY, AND THIS IS NOT RESPONSIBLE FOR THE ACCURACY OF THIS RECORD DRAWING OR FOR ANY ERRORS OR OMISSIONS WHICH MAY HAVE BEEN INCORPORATED INTO IT AS A RESULT. THE DESIGN PROFESSIONAL CANNOT AND DOES NOT WARRANT THEIR ACCURACY.

3. INFORMATION THAT MAY BE INCLUDED WOULD BE SIGNIFICANT CHANGES TO PLANTING OR IRRIGATION LAYOUT PLANS AND ASSOCIATED DRAWINGS, MINOR DIMENSION OR CONSTRUCTION DETAIL CHANGES MAY NOT BE INCLUDED.

RECORD DRAWING 7-10-08

BILL OF MATERIAL				
Item	Qty	Description	Description	Color
1	4	BLH-1001-225.5 -1 S/N (C2) (see drawing 700-12094 for details)	HSS 10x10x0.250	Beige
2	4	EXTENSION RAFTER 800604 -197.5 (ER2) (see sheet 3.1 for details)	HSS 8x6x0.25	Beige
3	1	MAST M2 (see drawing 700-12094 for details)	HSS 10.000x0.250	Beige
4	4	TOP FABRIC PANEL		Royal Blue
5	4	BOTTOM FABRIC PANEL		Forest Green
6	4	FLOATING PLATE		Beige
7	4	65 ft - Ø3/8" of Steel Cable (top panels) (include assembly kit)		
8	4	85 ft - Ø3/8" of Steel Cable (bottom panels) (include assembly kit)		
9	4	9.5 ft - Ø3/8" of Steel Cable (tension) (include assembly kit) (TCA1)		
10	8	16 ft - Ø3/8" of Steel Cable (tension) (include assembly kit) (TCA2)		
11	1	HDK MUL - 800604 (Hardware kit) (steel parts)		
12	16	Ø1 1/4" - 7 NC x 3'-0" Steel Anchor Bolts ASTM F1554 Grade 55 (Galvanized) (Kits)		

USASHADE
Fabric Structures, Inc.
8505 Chancellor Row
Dallas, Tx 75247
1 800 966 5005

Sun Ports
Offices in: Dallas, TX Austin, TX
Las Vegas, NV and Meza, AZ

Certifications:
IAS Certification No: FA-428
Clark County Manufacturer Cert No: 355

Customer
Southwick Landscape Architects
Project
Lorenzi Park for the City of Las Vegas
Location
Las Vegas NV

Structure
Multi-Level Super Span Unit 2
Size
32'-6"x32'-6"x14'e

BID No 07-15314.01
CLV Dwg. No 650.19-47
100% CD Document
Not for construction

Drawing Description
Plan/Elevation/Details

Drawing No.
700-12093

FILE / DPIC:
700-12093.dwg

Date
May 7, 2007

Drawing by: J. Hernandez
Checked by: J. Margarito

Job No
29997

Page
FS 3.0