13-13-58

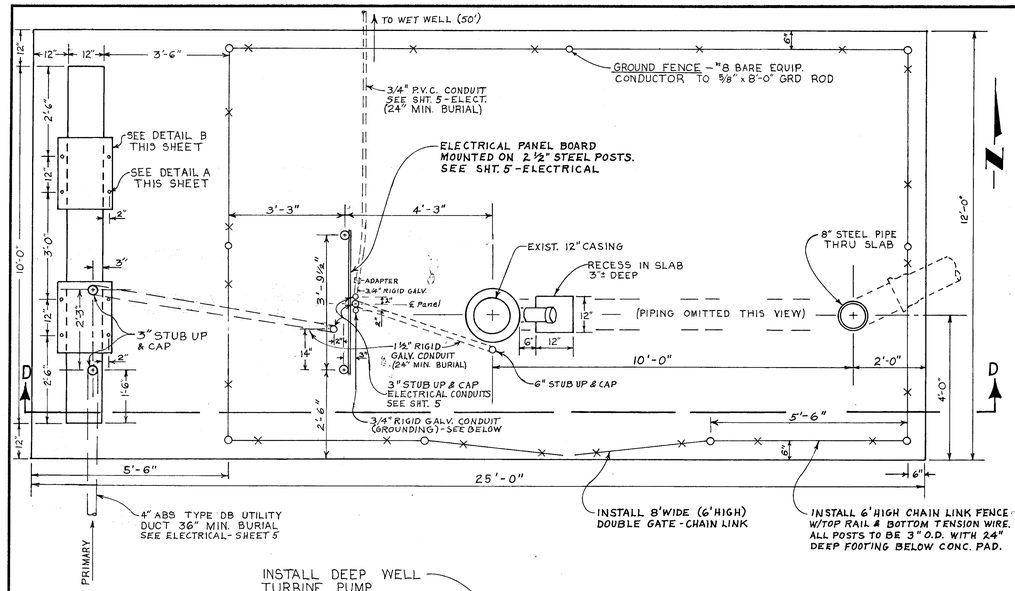

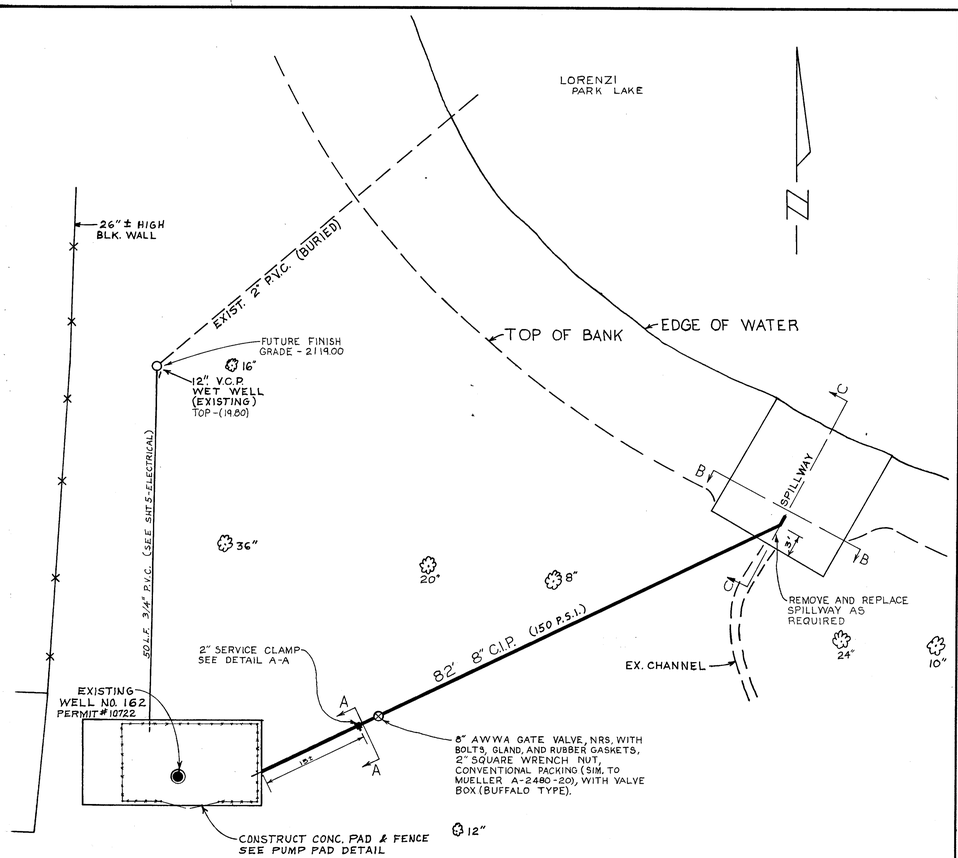

APPROXIMATE QUANTITIES - THIS SHEET			
ITEM	DESCRIPTION	UNIT	QUANTITY
124.208	8" CAST IRON WATER PIPE	L.F.	82
560.1408	8" GATE VALVE & BOX	L.S.	
560.1402	8" SADDLE (2" TAP) & 2" RISER	L.S	
200.110	REMOVE & REPLACE SPILLWAY	L.S.	
340.905	CONCRETE SLAB (12 X 25) INCLUDES 2 EACH 1/4" STEEL PLATES	L.S.	
410.112	6' CHAIN LINK FENCE	L.F.	52
410.308	8' DOUBLE CHAIN LINK GATE 6' HIGH	EA	1

DISCHARGE PLUMBING
(ITEM 4 - TECHNICAL SPECS.)

1. 8" STEEL PIPE, 12" LONG, FLANGED/PLAIN END (2 EA.)
2. 8" DRESSER COUPLING, STYLE 38, OR EQUAL
3. 8" SWING CHECK VALVE, 150 POUND, CAST STEEL, FLANGED
4. 8" STEEL SPACER, FLANGED (2 EA.)
5. 8" GATE VALVE, FLANGED, CONVENTIONAL PACKING, WITH HANDWHEEL.
6. 8" STEEL 90° ELBOW, SHORT RADIUS, FLANGED
7. 8" CAST IRON 90° ELBOW, 150 P.S.I., FLANGED/M.J. ENDS

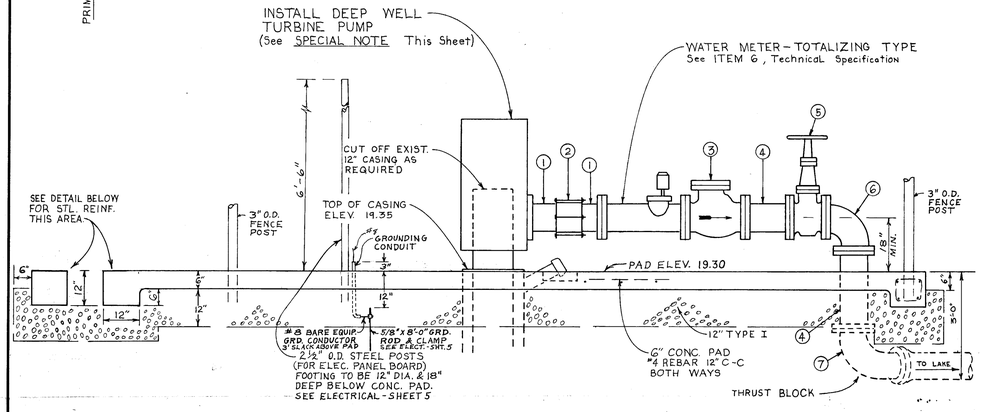

PUMP PAD DETAIL - D-D
SCALE: 1/2" = 1'-0"

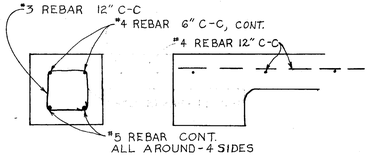

FOOTING DETAIL - STEEL REINFORCEMENT
SCALE: 1" = 1'

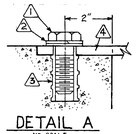

DETAIL A
NO SCALE

1. BOLT, GALV. MACHINE HEX. 1/2" X 1-1/2"
2. WASHER, SPRING - LOCK 1/2"
3. ANCHOR, LEAD 1/2"
4. PLATE, DIAMOND, 1/4" X 18" X 24"

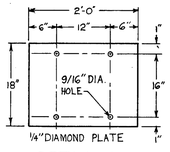

DETAIL B
NO SCALE

BENCH MARK
B.M. 06124-B-20 N.W. COR. MAGNOLIA & WASHINGTON
ELEV. - 2102.49

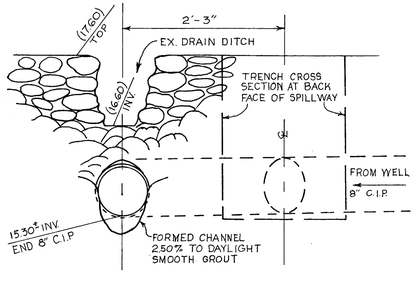

DETAIL B-B
SCALE: 1" = 1'-0"

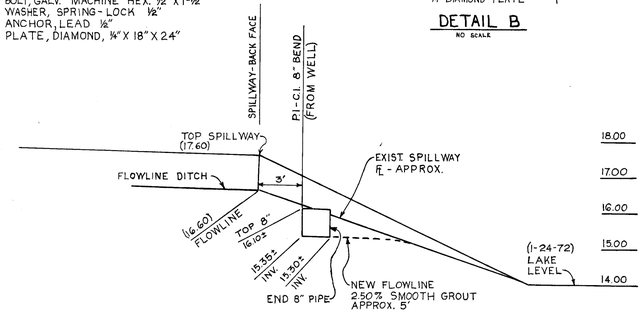

DETAIL C-C
SCALE: V = 1" = 2' H = 1" = 5'

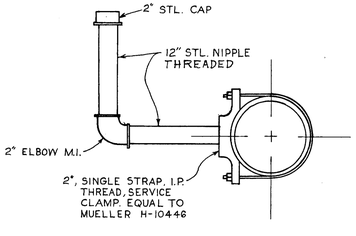

DETAIL A-A
SCALE: 1 1/2" = 1'

CONTRACT DRAWING MAY 26 1972

SPECIAL NOTE:

SEE TECHNICAL SPECIFICATIONS FOR THE FOLLOWING ITEMS TO BE INCLUDED IN THIS CONTRACT.

ITEM 1. PUMP BOWL ASSEMBLY AND DISCHARGE COLUMN
ITEM 2. MOTOR AND PUMP HEAD
ITEM 3. SUCTION PIPE & STRAINER
ITEM 5. SHAFT AND OIL TUBE, COMPLETE UNIT
ITEM 6. WATER METER - TOTALIZING TYPE
ITEM 7. WATER LEVEL INDICATOR
ITEM 8. 30 GAL. OIL RESERVOIR AND STAND
ITEM 9. HOUR METER FOR PUMP OPERATION

BID NO. - 72.42 CONTRACT NO. - CLV. 942

REVISION NO.	DESCRIPTION	BY	DATE	APPROVAL

REVISIONS

CITY OF LAS VEGAS NEVADA
DEPARTMENT OF PUBLIC WORKS
SERVICES DIVISION

PUMP INSTALLATION - LORENZI PARK

W.O. NO. 3111	F. BK. NO. 70-1X	DATE	DRAWING NO.
SC. (H) 1" = 10'	SC. (V)	4-13-72	
DES. D McGONEGLE			
DR. M. GARLAND			FILE NO. 650.19-19
APPROVED BY DIRECTOR OF PUBLIC WORKS		5/19/72	SHEET 4 OF 5

3210