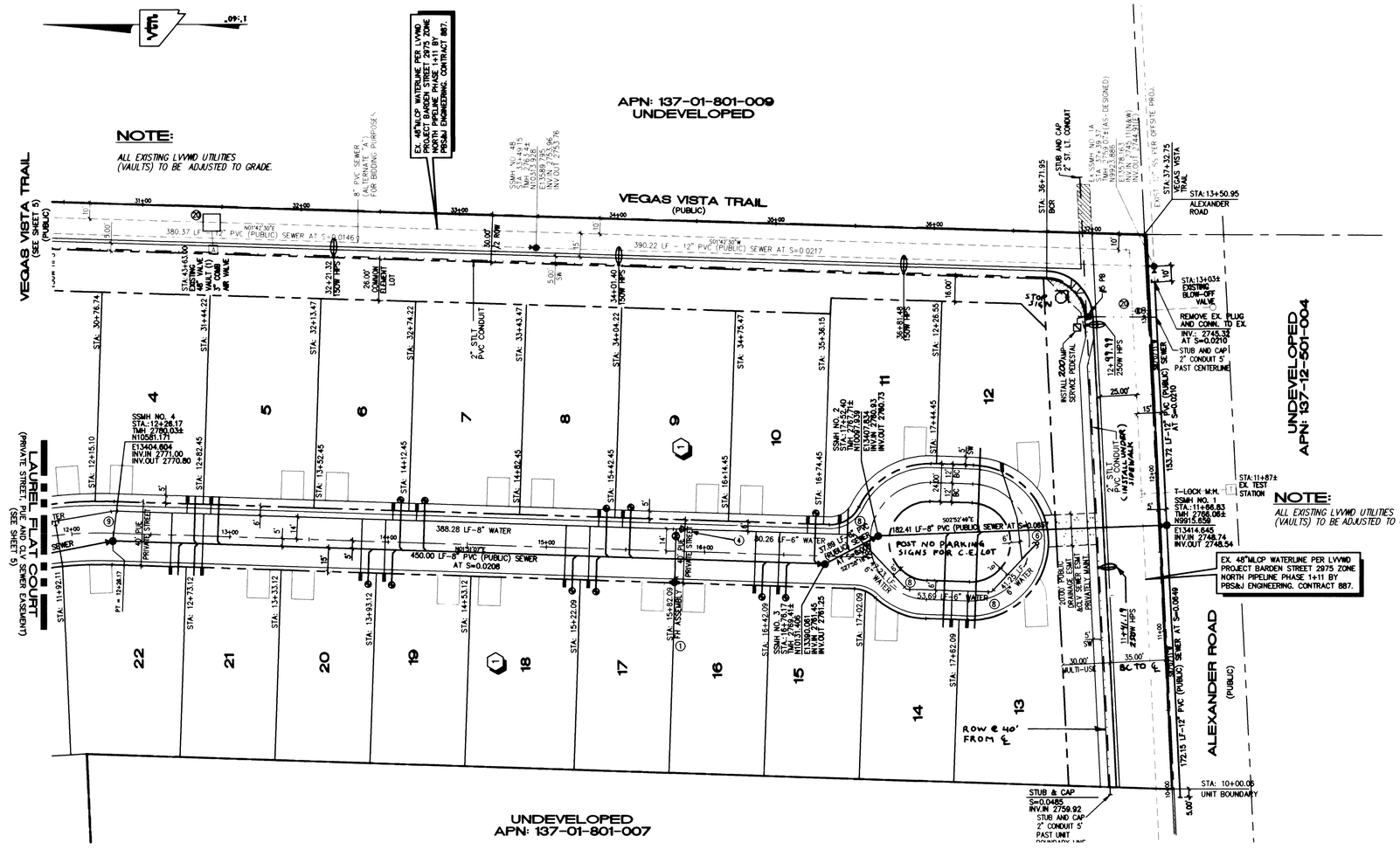

LAS VEGAS VALLEY WATER DISTRICT NOTES

LVVWD PROJECT# 24523

1. No work shall begin until the water plans have been released for construction by the LVVWD. Following water plan approval, 48 hours notice shall be given to the LVVWD Communication Support Center (258-7171) prior to the start of construction. Notice must be given by 2:00 p.m. the business day prior to a LVVWD inspection. When requesting inspections, please refer to the Project # identified above.
2. All work shall conform to LVVWD's Standard Plates, Drawings, and Specifications and to the Uniform Design and Construction Standards for Water Distribution Systems (UDACS), latest edition.
3. All work, except as modified by these plans or by Note 2, shall be done in accordance with the most current draft or edition of the Uniform Standard Specifications for Public Works Construction Offsite Improvement, Clark County Area.
4. A single pipe material shall be used throughout the project unless otherwise approved by the LVVWD.
5. All service laterals two (2) inches in diameter and smaller shall be copper tubing with LVVWD approved service saddles.
6. All water meter boxes shall be located outside of driveway areas.
7. All valves shall be located outside of driveways, valley and curb gutters.
8. The following requirements must be met in the event a water line and sanitary or storm sewer line cross:
   A minimum eighteen (18) inch vertical separation (outside to outside) must be maintained when the water line is installed over the sanitary or storm sewer line. If the vertical separation cannot be maintained or the water line must be placed under the sanitary or storm sewer line, the sanitary or storm sewer line must be constructed with one of the following or, as shown on these plans:
   a. Potable Water supply quality material,
   b. Encasement, with four (4) inch concrete (minimum)
   c. Sleeving with potable water supply quality pipe.
   Each provision must extend along the sanitary or storm sewer, on either side of the main, a minimum 10 foot distance perpendicular to the water main exterior.
9. Warning tape shall be required over all mains, all six (6) inch diameter and larger service laterals, and any service lateral not installed perpendicular to the main in accordance with Standard Plate No. 27.
10. All Water facilities shall be filed, disinfected, pressure tested, flushed, filled and an acceptable water sample obtained, prior to connection to the LVVWD's distribution system.
11. The contractor must obtain all meters two (2) inches and smaller from LVVWD Central Stores: Telephone 258-3152 forty-eight (48) hours prior to pickup.
12. Construction may interrupt service, with LVVWD approval and proper notification, between the hours of 10p.m and 6a.m., Sunday through Thursday. Circumstances may require temporary service feeds be installed, without LVVWD reimbursement. Any temporary service feed must have prior LVVWD approval.
13. All water facility construction materials used must be as listed on the LVVWD's Pre-Approved Materials and Manufacturers Listing for New Facilities, latest revision, or specifically approved on these plans.

APPROVAL:

LAS VEGAS VALLEY WATER DISTRICT 5, 6 — DATE

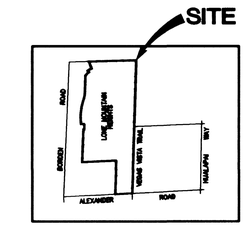

VICINITY MAP

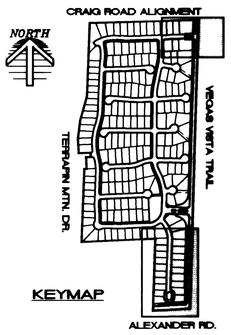

KEYMAP

NOTE: APPROVAL OF THESE PLANS FOR THE SERVICE LATERALS AND METERS TO FUTURE LOTS WILL NOT BE CONSTRUED AS A COMMITMENT FOR WATER SERVICE TO THESE PROPERTIES.

NOTE: CONTRACTOR SHALL VERIFY HORIZONTAL AND VERTICAL LOCATION OF EXISTING UTILITIES AND NOTIFY THE DESIGN ENGINEER IMMEDIATELY OF ANY DISCREPANCIES PRIOR TO CONSTRUCTION.

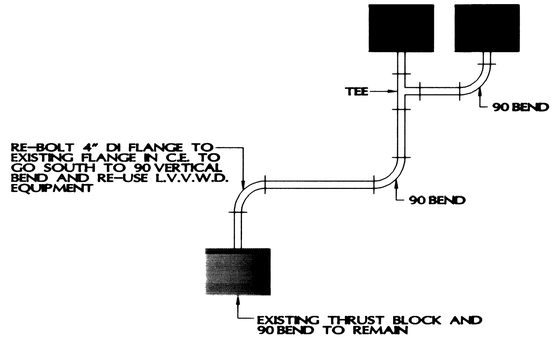

DETAIL "A"
NOT TO SCALE

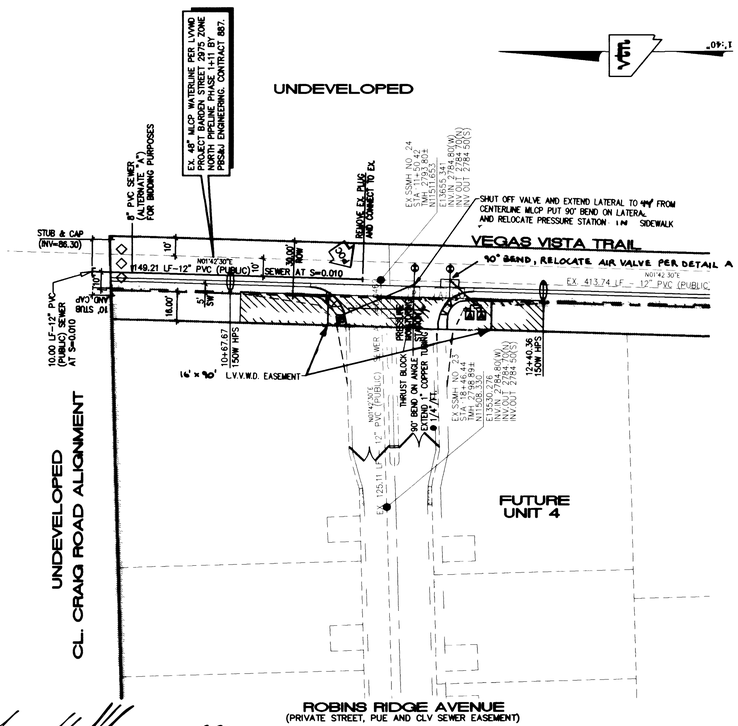

CITY OF LAS VEGAS FIRE MARSHAL — DATE 8-29-00

BENCHMARK

PROJECT VERTICAL DATUM: NAVD88
CITY OF LAS VEGAS BENCHMARK 1LV00-4SES
NAVD88 ELEV: 713.8497 METERS (2342.02 FEET)

RIVET AND PLATE IN TOP OF CURB, NORTHWEST RETURN OF ALEXANDER ROAD AND BUFFALO DRIVE

Avoid cutting underground utility lines. It's costly.
Call before you Dig 1-800-227-2600

Avoid overhead power line contact
Call before you OVERHEAD 1-702-593-6111

25565

NOTE:

THIS PROPERTY MAY HAVE STATIC WATER PRESSURE IN EXCESS OF 80 PSI. THE UNIFORM PLUMBING CODE REQUIRES THAT INDIVIDUAL, ON SITE (PRIVATE), PRESSURE REDUCING VALVES BE INSTALLED WHENEVER THE PRESSURE EXCEEDS 80 PSI. PRV'S ARE IN THE DEVELOPER'S RESPONSIBILITY AND WILL NOT BE INSPECTED OR INCLUDED IN THE ACCEPTANCE OF LVVWD FACILITIES.

BASIS OF BEARINGS:

NORTH 87°08'14", BEING THE BEARING OF THE SOUTH LINE OF THE SOUTHEAST QUARTER (SE 1/4) OF THE SOUTHEAST QUARTER (SE 1/4) OF SECTION 1, TOWNSHIP 20 SOUTH, RANGE 59 EAST, AS SHOWN ON A RECORD OF SURVEY ON FILE IN THE CLARK COUNTY, NEVADA, RECORDER'S OFFICE, IN FILE 89 OF SURVEYS, AT PAGE 3.

GRAPHIC SCALE
40 0 20 40 80
1" = 40'

REV	DATE	BY	REVISION

KAUFMAN AND BROAD
750 PILOT ROAD, SUITE F
LAS VEGAS, NV 89119
(702) 614-2500

vtn nevada
2727 SOUTH RAINBOW BOULEVARD LAS VEGAS, NEVADA 89102-5148
PH. (702) 873-7500 FAX (702) 362-2397
CONSULTING ENGINEERS ● PLANNERS ● LAND SURVEYORS

SHEET: MASTER UTILITY PLAN

TITLE: LONE MOUNTAIN HEIGHTS UNIT 1

DRAWN BY: ASM — 8-24-00
DESIGNED BY: S — 8-24-00
CHECKED BY: KJ — 8-24-00
PROJECT NO: 9778
SCALE: 1"=40' HORIZ. NONE VERT.

SEAL: PROFESSIONAL ENGINEER STATE OF NEVADA — IAN K. JOHNSTON — CIVIL — 12101 — 8/23/00

SHEET U2
6 OF 21 SHEETS

DRAWING NO. 3077-4646-1