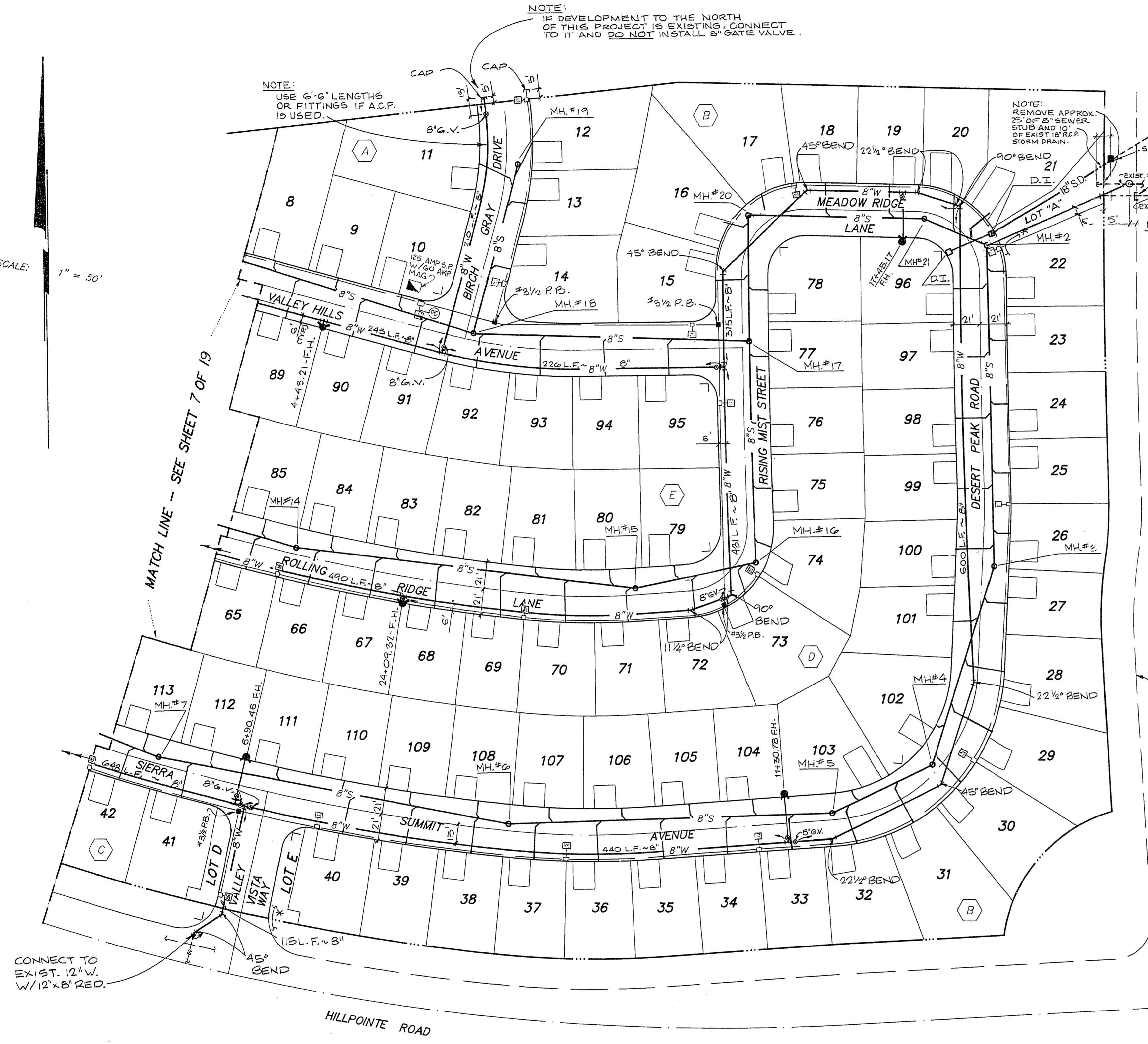
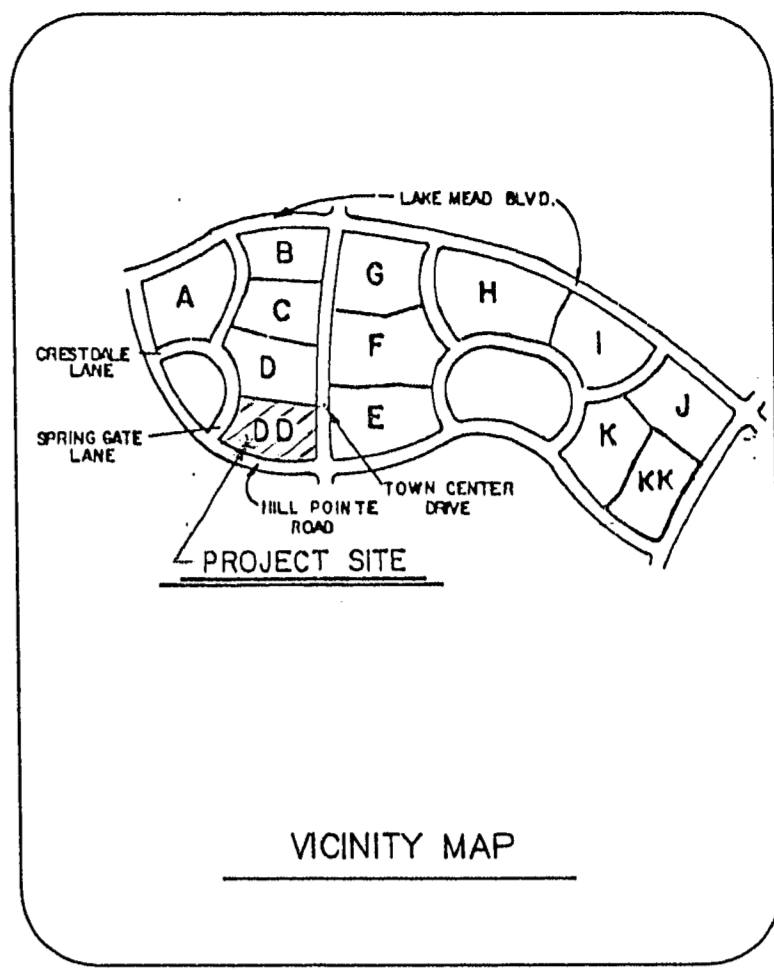


SCALE: 1" = 50'



ABANDONED VALVES

The Contractor shall abandon all existing valves where shown on the drawings by removing a minimum of the top 12 inches of the valve box and then filling the remaining portion of the valve box with concrete having a compressive strength of at least 2,000 psi. All valves to be abandoned shall be abandoned in the closed position unless shown otherwise on the drawings. The Contractor shall then backfill and repave the area disturbed during abandonment of the valve in accordance with the most current draft or edition of Uniform Standard Specifications for Public Works Construction Offsite Improvements Clark County area.

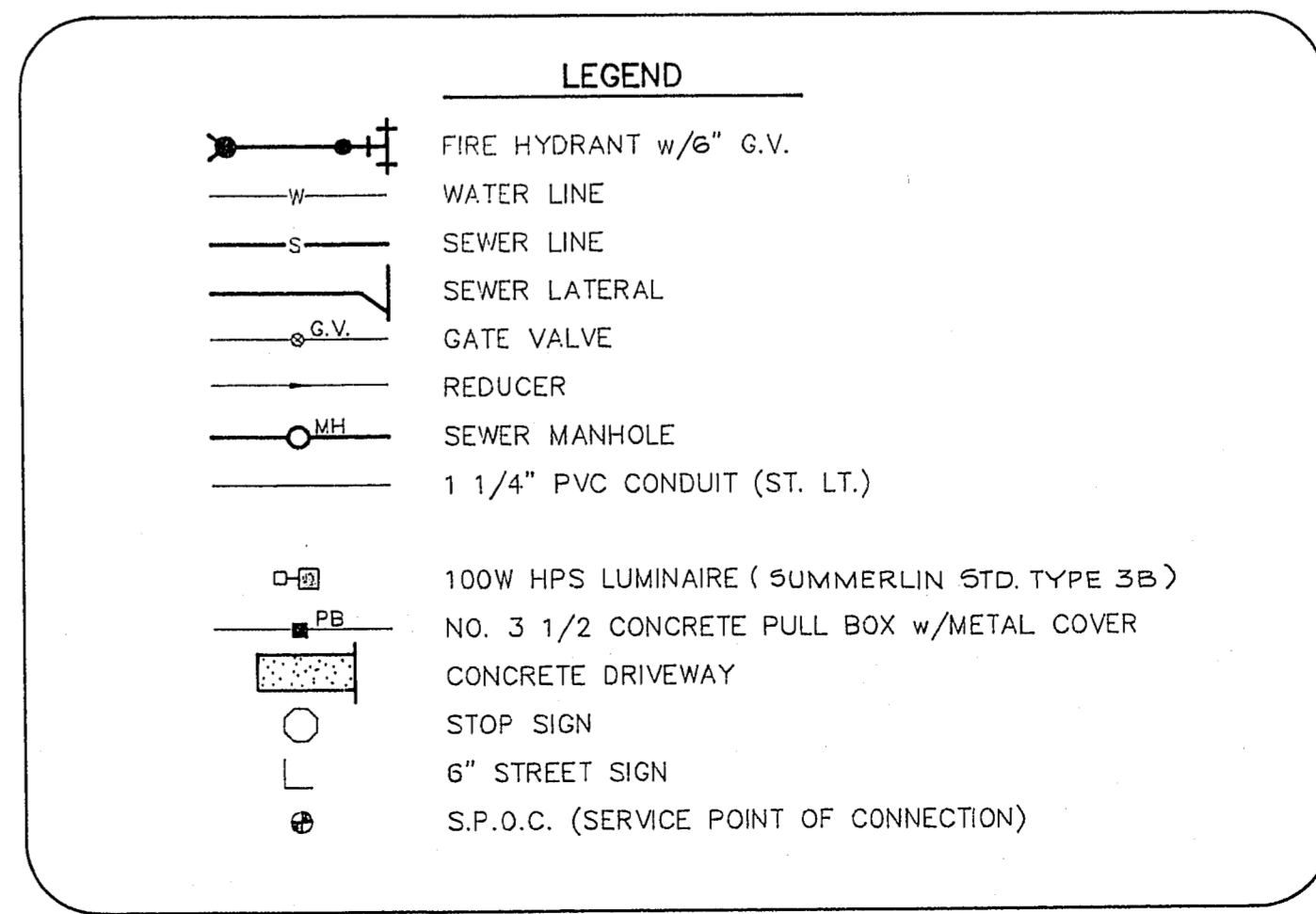


CLV FIRE DEPARTMENT DATE: 4/24/90

LAS VEGAS VALLEY WATER DISTRICT DATE: 6/24/90

MANHOLE CO-ORDINATES

NO	NORTHING	EASTING
1.	527994.11	583727.31
2.	527945.82	583638.23
3.	527692.09	583641.50
4.	527535.62	583590.87
5.	527497.35	583511.27
6.	527459.46	583252.52
7.	527543.44	582972.91
14.	527709.28	583085.62
15.	527675.99	583355.91
16.	527695.90	583452.26
17.	527865.62	583443.35
18.	827878.06	583229.36
19.	528011.86	583265.88
20.	527970.68	583449.01
21.	527967.02	583588.32



REVISIONS

NO.	DATE	DESCRIPTION

5296 L-24 NO. DATE

5296 L-24 NO. DATE

RECOMMENDED BY: [Signature]

DATE: 4/24/90

RECOMMENDED BY: [Signature]

DATE: 6/24/90

WATT NEVADA, INC. ENGINEERING/ARCHITECTURE

1585 SOUTH HARBOR BLVD., LAS VEGAS, NEVADA 89102

G. C. WALLACE, INC. Engineering/Architecture

WATT NEVADA, INC. LAS COLINAS UTILITY PLAN 2

SHEET 8 OF 19 SHEETS

3074-4/32