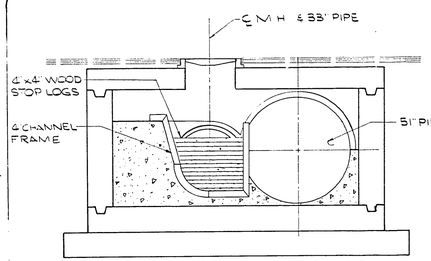


SECTION (B/12)

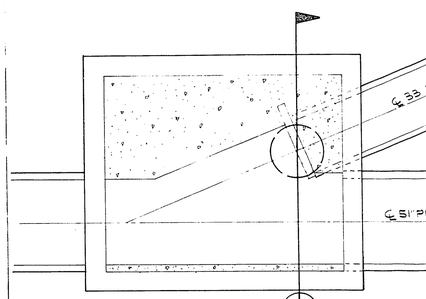


PLAN (B/12)

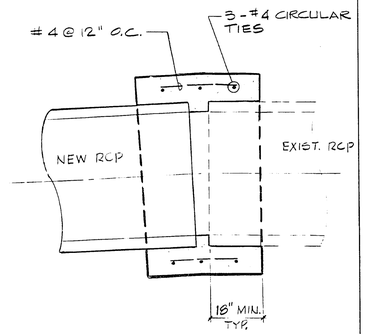


CONCRETE COLLAR DETAIL (3/12)

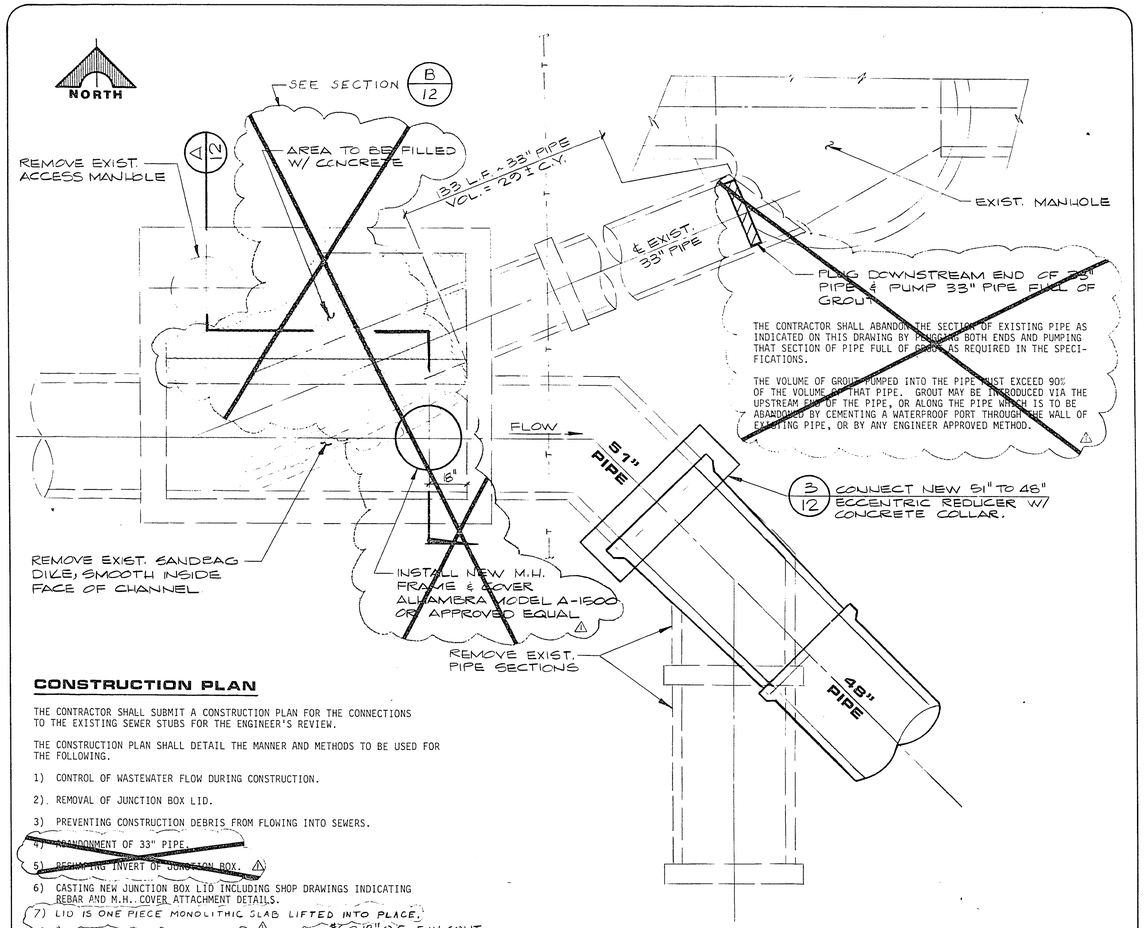


## CONSTRUCTION PLAN

THE CONTRACTOR SHALL SUBMIT A CONSTRUCTION PLAN FOR THE CONNECTIONS TO THE EXISTING SEWER STUBS FOR THE ENGINEER'S REVIEW.

THE CONSTRUCTION PLAN SHALL DETAIL THE MANNER AND METHODS TO BE USED FOR THE FOLLOWING.

1) CONTROL OF WASTEWATER FLOW DURING CONSTRUCTION.
2) REMOVAL OF JUNCTION BOX LID.
3) PREVENTING CONSTRUCTION DEBRIS FROM FLOWING INTO SEWERS.
4) ~~ABANDONMENT OF 33" PIPE.~~
5) ~~REPAIRING INVERT OF JUNCTION BOX.~~
6) CASTING NEW JUNCTION BOX LID INCLUDING SHOP DRAWINGS INDICATING REBAR AND M.H. COVER ATTACHMENT DETAILS.
7) LID IS ONE PIECE MONOLITHIC SLAB LIFTED INTO PLACE.

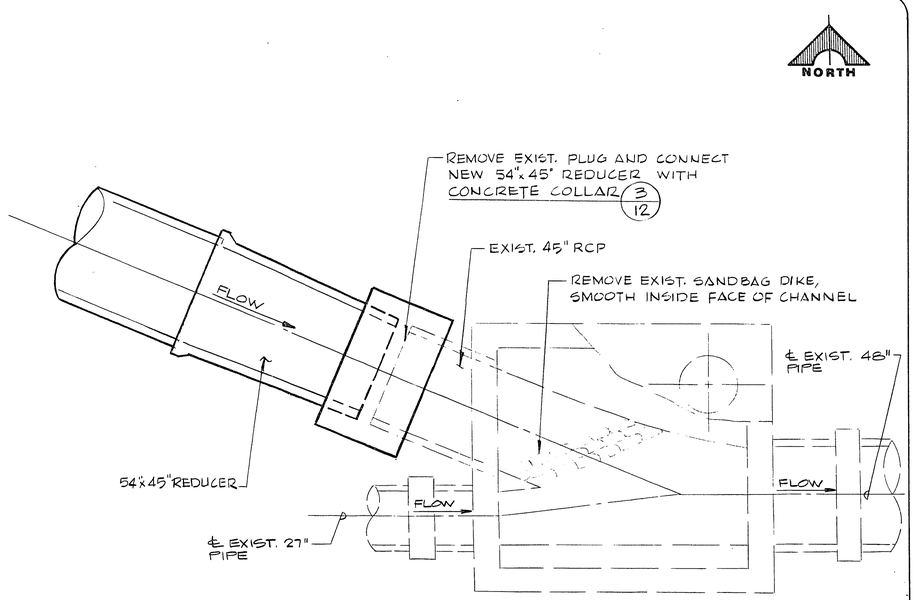


DETAIL- CONNECTION TO EXISTING JUNCTION BOX (2/12)
SCALE 3/8" = 1'-0"
ARDEN ST. & SAHARA AVE.

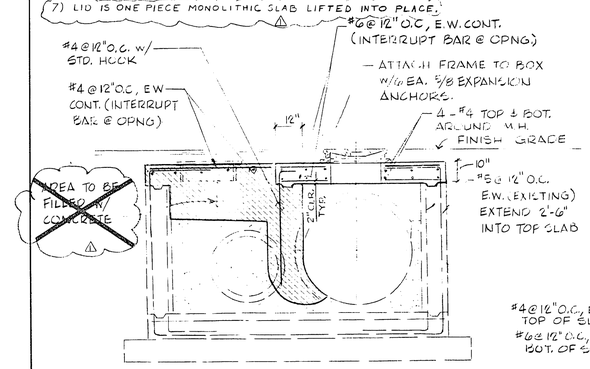


SECTION (A/12)

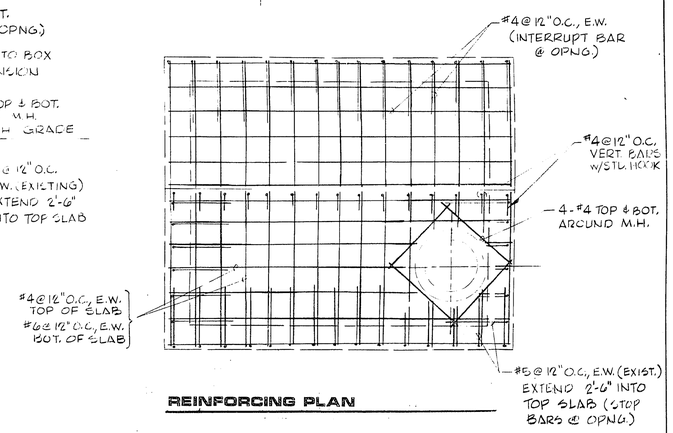


REINFORCING PLAN

DETAIL- CONNECTION TO EXISTING JUNCTION BOX (1/12)
SCALE 3/8" = 1'-0"
CHARLESTON BLVD. & BROADALBIN DR.

RECORD DRAWING 307-V602

| REV | DATE | DESCRIPTION |
|---|---|---|
| 1 | 12/8/97 | RECORD DRAWING |

RECOMMENDED Marlin D. Rose 6218 12-8-97
R.E. NO. DATE


G. C. WALLACE
Consulting Engineers, Inc.
1100 East Sahara Ave. • Las Vegas, Nevada 89104 • 732-3330


DEPARTMENT OF ENGINEERING SERVICES
LAMB BLVD. RELIEF SEWER
TYPICAL DETAILS I

SHEET 12 OF 13 SHEETS

JOB NO. 412.200

9/78 DIETERICH-POST 6532B

93-1-107