GRAPHIC SCALE

(IN FEET)
1 inch = 50 ft.
VERTICAL SCALE= 1" = 5'

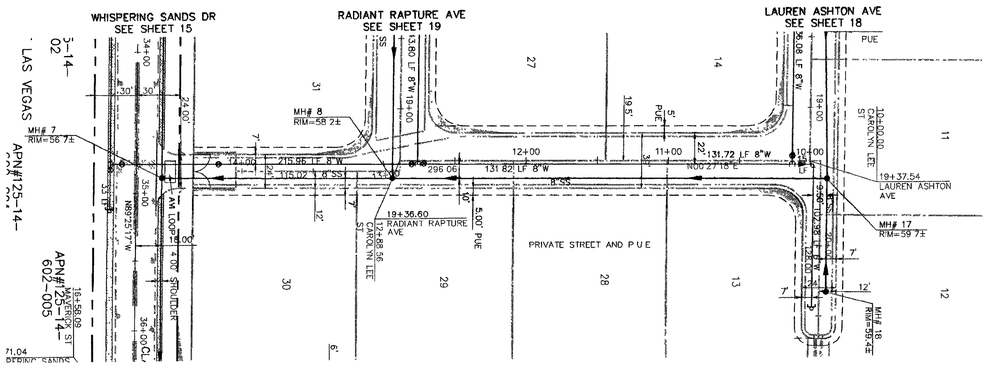

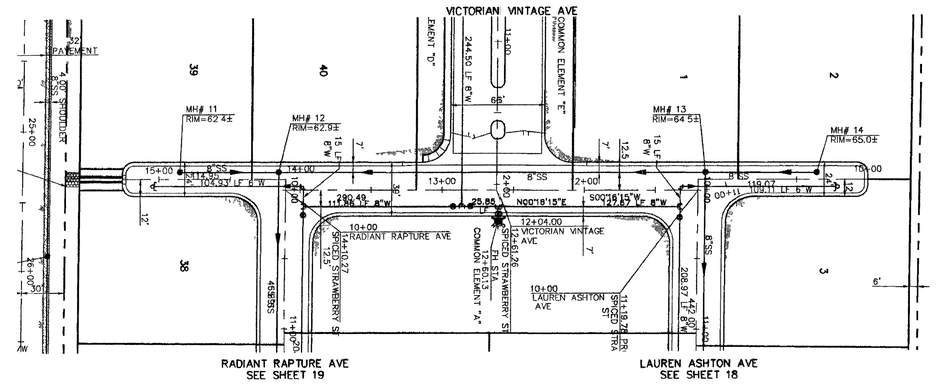

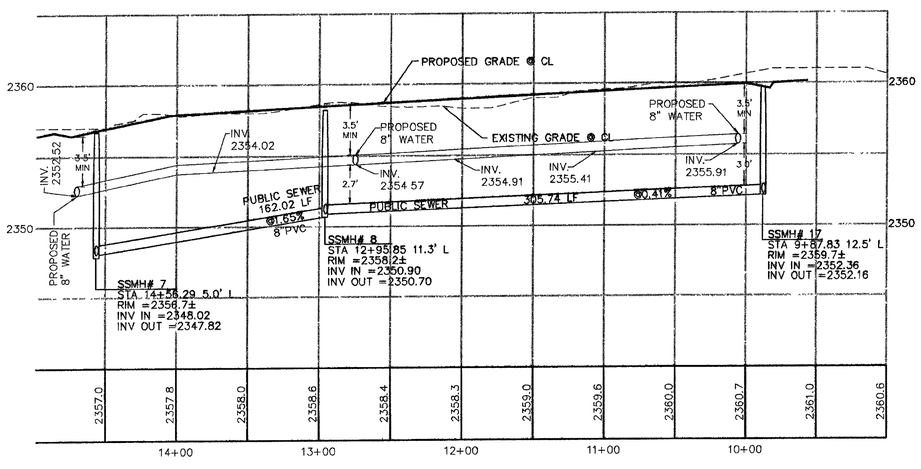

CAROLYN LEE ST

PRIVATE STREET

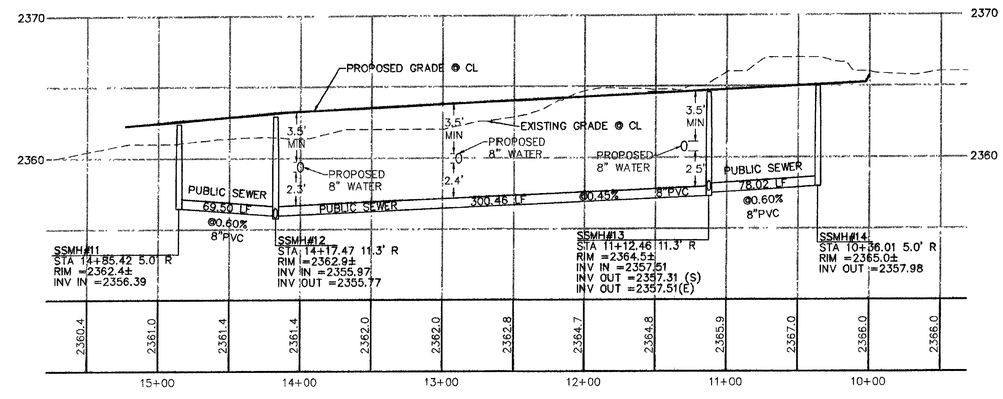

SPICED STRAWBERRY ST

PRIVATE STREET

Note: All sewer pipe material is SDR 35 PVC pipe.

BENCHMARK

CLARK COUNTY VERTICAL CONTROL v.2003
CITY OF LAS VEGAS RIVET AND ROUND PLATE IN CONCRETE PAD
±120' EAST OF GRAND TETON AND MAVERICK.
STATION 8LV90
14NNE6

ELEVATION= 720.144 METERS (NAVD88)
2362.67 FEET

BASIS OF BEARING

NORTH 89°38'21" WEST BEING THE SOUTH LINE OF THE SOUTHEAST QUARTER (SE 1/4) OF THE NORTHEAST QUARTER (NE 1/4) OF SECTION 14, TOWNSHIP 19 SOUTH, RANGE 60 EAST, M.D.M., CLARK COUNTY, NEVADA, AS SHOWN BY MAP IN THE OFFICE OF THE CLARK COUNTY, NEVADA RECORDER IN FILE 109 OF SURVEYS PAGE 51.

85547

NOTICE TO CONTRACTOR !

EXISTING UTILITY LOCATIONS SHOWN HEREON ARE APPROXIMATE ONLY. IT SHALL BE THE CONTRACTOR'S RESPONSIBILITY TO DETERMINE THE EXACT VERTICAL AND HORIZONTAL LOCATION OF ALL EXISTING UNDERGROUND UTILITIES PRIOR TO COMMENCING CONSTRUCTION. NO REPRESENTATION IS MADE THAT ALL EXISTING UTILITIES ARE SHOWN HEREON. THE ENGINEER ASSUMES NO RESPONSIBILITY FOR UTILITIES NOT SHOWN OR UTILITIES NOT SHOWN IN THEIR PROPER LOCATION

AVOID CUTTING UNDERGROUND UTILITIES. IT'S COSTLY
CALL before you Dig
1-800-227-2600
UNDERGROUND SERVICE (USA)

AVOID HITTING OVERHEAD POWER LINES. IT'S COSTLY
CALL BEFORE YOU DO OVERHEAD
CALL 1-702-227-2929

AVOID HITTING UNDERGROUND TRAFFIC SIGNAL SYSTEMS AND STREET LIGHT SYSTEM CONDUITS IT'S COSTLY
Call before you UnderGround
1-702-455-7511
CLARK COUNTY TRAFFIC OPERATIONS
AND 1-702-229-6611
LAS VEGAS AREA COMPUTERIZED TRAFFIC SYSTEM

NO.	DATE	BY	APP'VD.	REVISION DESCRIPTION

PROFESSIONAL ENGINEER MARK E. JONES STATE OF NEVADA 9604

STAMP DATE 4/15/04

SOUTHWEST ENGINEERING
LAND PLANNING • MAPPING • DEVELOPMENT
3610 North Rancho Drive
Las Vegas, Nevada 89130
Telephone: (702) 648-9700
fax: (702) 648-4143

TITLE "SEWER AS-BUILT" UTILITY PLAN & PROFILE
CAROLYN LEE ST, SPICED STRAWBERRY ST

PROJECT LAMPLIGHT GLEN AT TORREY PINES
CARINA HOMES
CLARK COUNTY NEVADA

WORK ORDER NO. 021230
DESIGN BY: TEAM 2
DATE: 8/5/03
SCALE: 1"=50'
CADFILE: tpws1pp3.
SHEET 17 OF 19 SHEETS
DWG NO. HTE#03-42412

1074826-1