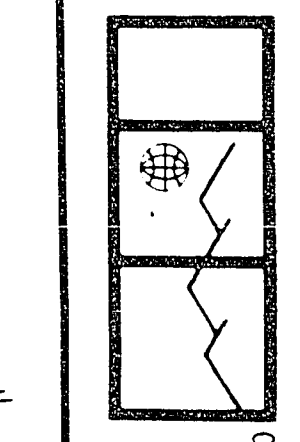
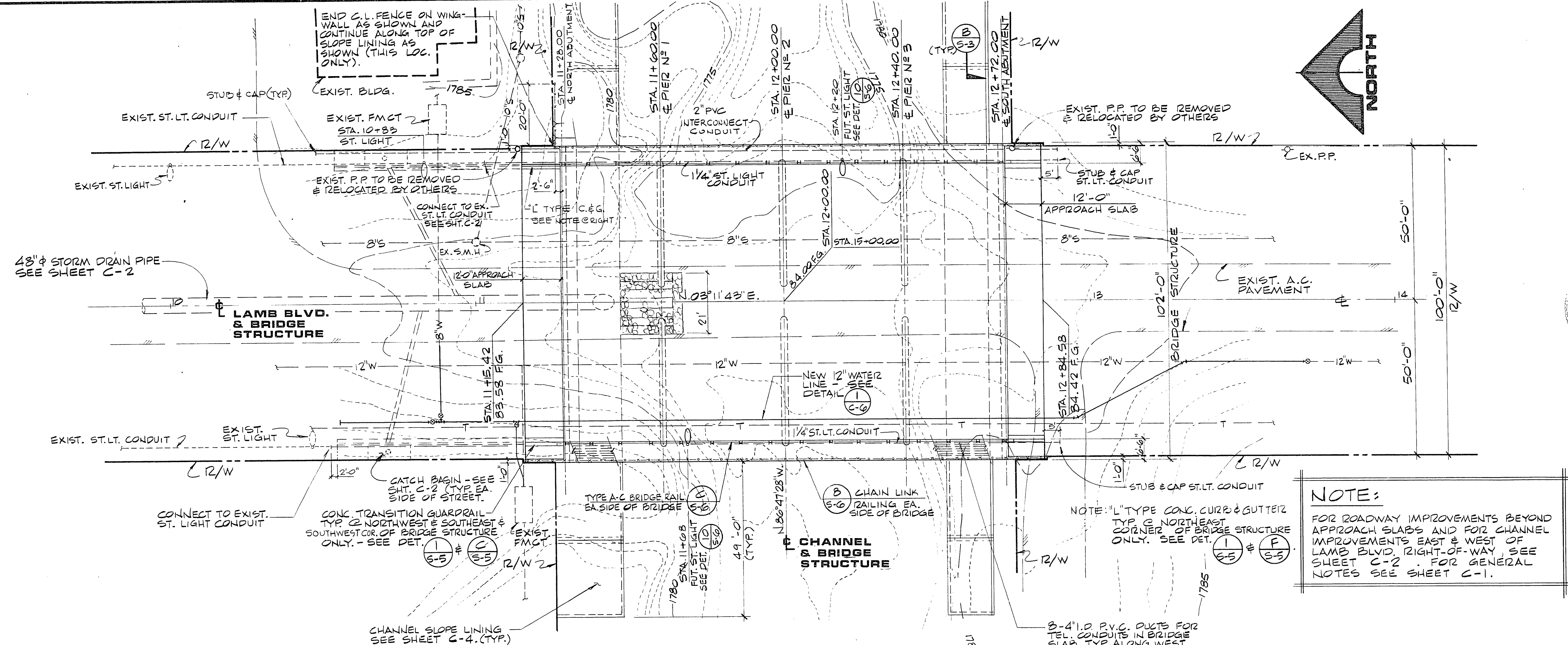


| | | | |
|------|--------|-------------|--------------------------|
| DATE | 1-9-87 | DESCRIPTION | RAISED PILE CAPS & PILES |
| REV | A | DATE | 01/17/86 |
| REV | B | DATE | 03/23/83 |
| REV | C | DATE | 01/17/86 |

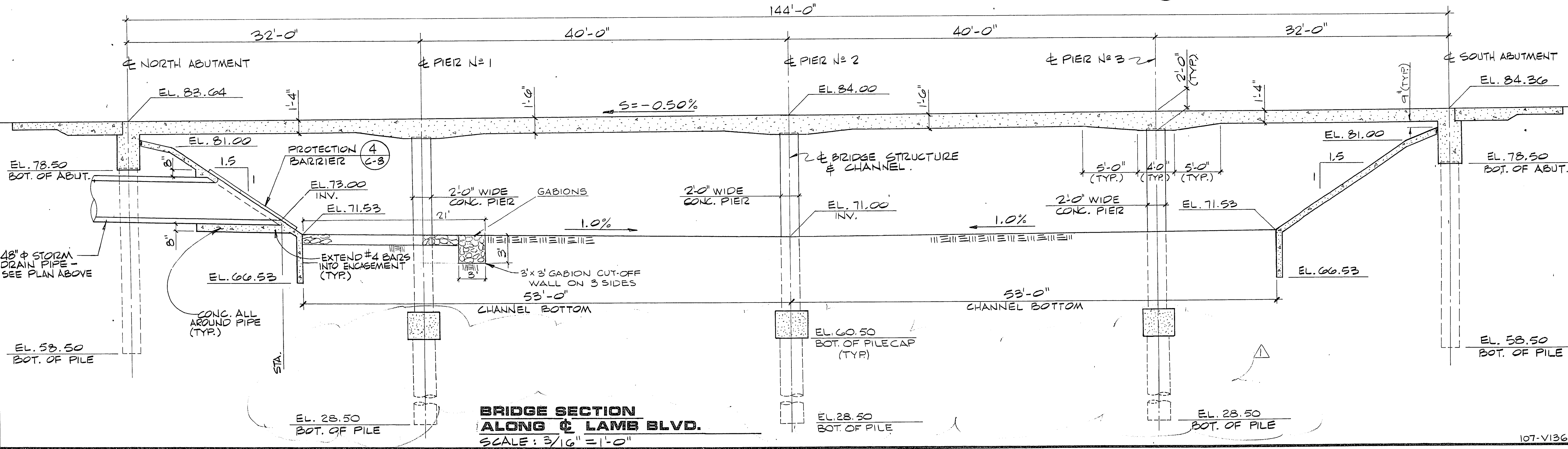


G.C. WALLACE
Consulting Engineers, Inc.
1555 South Rainbow Blvd. • Las Vegas, Nevada 89102 • 363-1200

CITY OF LAS VEGAS DEPT. OF PUBLIC WORKS
LAMB BLVD. / LAS VEGAS WASH BRIDGE
SITE PLAN & BRIDGE SECTION
SHEET
S-1
OF 17 SHEETS



SITE PLAN
SCALE: 1/16" = 1'-0"



**BRIDGE SECTION
ALONG LAMB BLVD.**
SCALE: 3/16" = 1'-0"

JOB NO. 412.222

107-V1363

2-3-134