

LEGEND

- R/W --- RIGHT-OF-WAY
- E.O.P. --- EDGE OF PAVEMENT
- C --- CENTER LINE
- NEW TRENCH/BORE
- EXISTING POWER CONDUIT
- W --- WATER LINE
- S --- SEWER LINE
- G --- GAS LINE
- --- MANHOLE
- ⊙ --- STREET LIGHT
- ⊗ --- UTILITY POLE
- --- TRAFFIC SIGNAL
- ⊠ --- POWER CABINET
- ▨ --- EXISTING STREET LIGHT VAULT
- ▨ --- 17x30" VAULT # POWER SERVICE DISCONNECT

DETAIL INFORMATION


NEW UG CONSTRUCTION

80' OF 2-1" HDPE INNERDUCT IN FIBER TRENCH

TOTAL NEW FIBER TRENCH FOOTAGE - 80'

BILL OF MATERIALS

EQUIPMENT	DESCRIPTION	QUANTITY
	CABINETS	17x30 VAULT
CONDUIT	1" HDPE INNERDUCT - (FIBER)	160'



PROJECT INFORMATION:

**SPR1009NV-SUMN042
LAS VEGAS, NV 89117**

CURRENT ISSUE DATE:

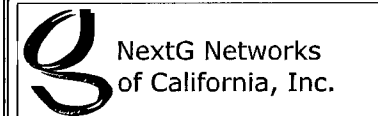
02/17/2010

PERMIT SUBMISSION:

REV. DATE: DESCRIPTION: BY:

REV.	DATE	DESCRIPTION	BY

PLANS BY:



REP:

COMMENTS:

37507
10705434-T&C

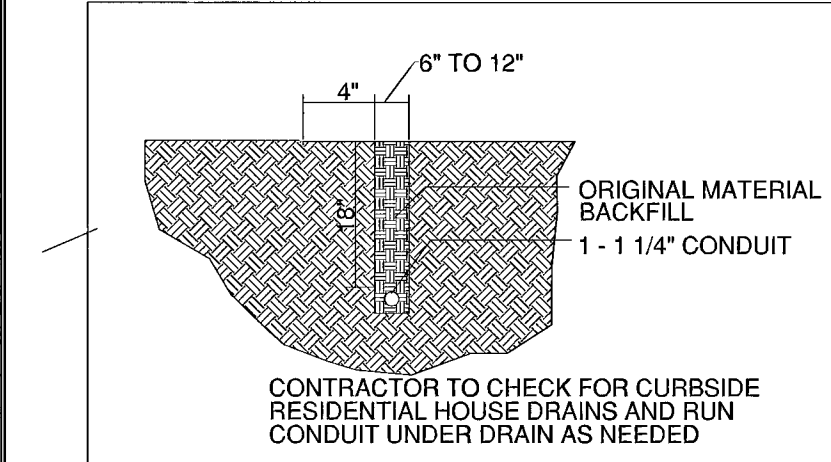
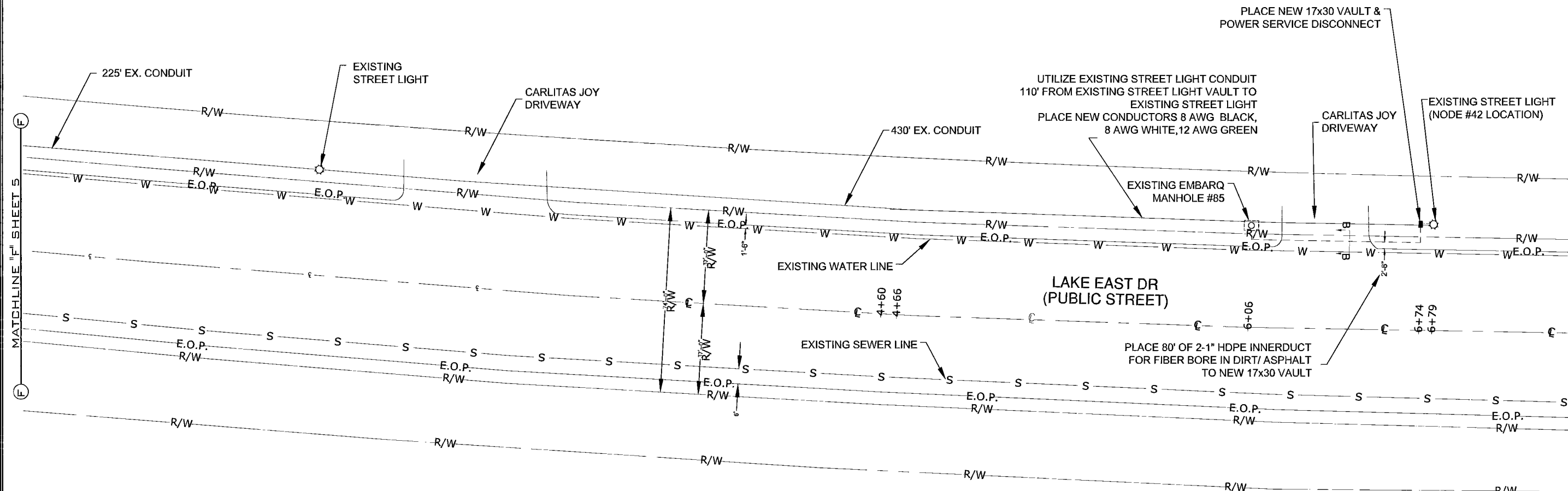
SHEET TITLE:

NODE CONSTRUCTION DESIGN

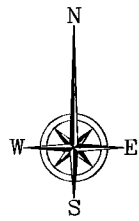
SHEET NUMBER: REVISION:

6

6 OF 9



SPECIAL NOTE:
ALL AC PATCHING & TRENCHING WORK SHALL CONFORM TO USD CCA DWG. NO. 500 SERIES



NODE CONSTRUCTION DESIGN

SCALE:
NO SCALE

122745