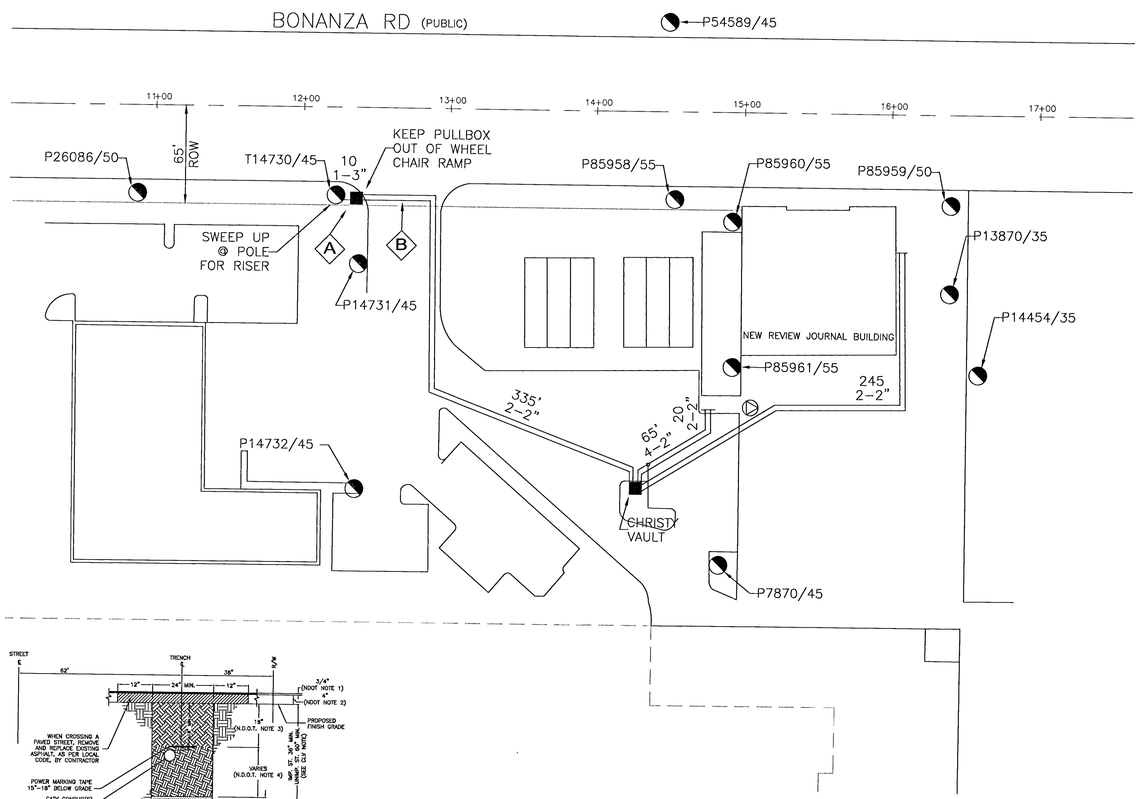

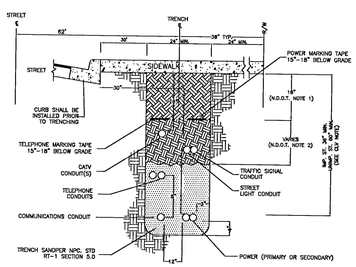

A SIDEWALK TRENCH DETAIL

PUBLIC TRENCH
(NOT TO SCALE)

NDOT REQUIREMENTS (APPLICABLE WITHIN NDOT RIGHT-OF-WAY ONLY):

1. BASE AGGREGATE (AS PER NDOT SPECIFICATIONS; SECTION 704). A MINIMUM OF 18 INCHES TO BE LAID IN MAXIMUM 8 INCH LOOSE LIFTS. 95% COMPACTION REQUIRED.
2. BACKFILL WITH SELECT MATERIAL TO BOTTOM OF BASE AGGREGATE (AS PER NDOT SPECIFICATIONS; SECTION 207). 90% COMPACTION REQUIRED.

CLV REQUIREMENTS (APPLICABLE WITHIN CITY OF LAS VEGAS LIMITS ONLY):

IMPROVED AREA (IMP. ST.): (LOCATION OF TRENCH)
AREA WILL BE CONSIDERED IMPROVED IF IT MEETS ONE OR MORE OF THE FOLLOWING CRITERIA(a).
-EXISTING PERMANENT PAVEMENT WITH CURB & GUTTER AND/OR ADJACENT PERMANENT SIDEWALK.
-WITHIN AN IMPROVED TRAIL AREA.
-LIMITS OF CONSTRUCTION INSTALL CONCURRENT WITH A PRIVATE OR PUBLIC PROJECT.
UNIMPROVED AREA (UNIMP. ST.): (LOCATION OF TRENCH)
ANY OTHER SCENARIO THAT FAILS TO MEE THE IMPVOED AREA CRITERIA(a) WILL BE CONSIDERED AN UNIMPROVED AREA.

NPC REQUIREMENTS:

FOR ALL OTHER JURISDICTIONS REFER TO NPC STANDARDS.
BACKFILL REQUIREMENTS NPC. STD. RT-1.
TRENCH DEPTH REQUIREMENTS NPC. STD. RT-5.

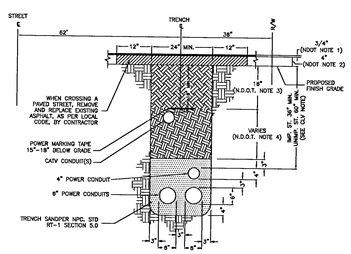

B TRENCH DETAIL

STREET CROSSINGS
(NOT TO SCALE)

NDOT REQUIREMENTS (APPLICABLE WITHIN NDOT RIGHT-OF-WAY ONLY):

1. 3/4 INCH OPEN-GRADE.
2. 4 INCH MINIMUM DENSE-GRADE OR MATCH EXISTING, WHICHEVER IS GREATER.
3. BASE AGGREGATE (AS PER NDOT SPECIFICATIONS; SECTION 704). A MINIMUM OF 16 INCHES TO BE LAID IN MAXIMUM 8 INCH LOOSE LIFTS. 95% COMPACTION REQUIRED.
4. BACKFILL WITH SELECT MATERIAL TO BOTTOM OF BASE AGGREGATE (AS PER NDOT SPECIFICATIONS; SECTION 207). 90% COMPACTION REQUIRED.
5. LIMITS OF PAVING TO BE DETERMINED BY THE INSPECTOR.

CLV REQUIREMENTS (APPLICABLE WITHIN CITY OF LAS VEGAS LIMITS ONLY):

IMPROVED AREA (IMP. ST.): (LOCATION OF TRENCH)
AREA WILL BE CONSIDERED IMPROVED IF IT MEETS ONE OR MORE OF THE FOLLOWING CRITERIA(a).
-EXISTING PERMANENT PAVEMENT WITH CURB & GUTTER AND/OR ADJACENT PERMANENT SIDEWALK.
-WITHIN AN IMPROVED TRAIL AREA.
-LIMITS OF CONSTRUCTION INSTALL CONCURRENT WITH A PRIVATE OR PUBLIC PROJECT.
UNIMPROVED AREA (UNIMP. ST.): (LOCATION OF TRENCH)
ANY OTHER SCENARIO THAT FAILS TO MEE THE IMPVOED AREA CRITERIA(a) WILL BE CONSIDERED AN UNIMPROVED AREA.

NPC REQUIREMENTS:

FOR ALL OTHER JURISDICTIONS REFER TO NPC STANDARDS.
BACKFILL REQUIREMENTS NPC. STD. RT-1.
TRENCH DEPTH REQUIREMENTS NPC. STD. RT-5.

113802

NOTE:

WORK PERFORMED SHALL COMPLY WITH THE FOLLOWING (AS APPLICABLE):

a. THE REGULATIONS AND CRITERIA AS SET FORTH BY THE UNIFORM STANDARD SPECIFICATIONS FOR PUBLIC WORKS CONSTRUCTION, OFF-SITE IMPROVEMENTS, AND THE UNIFORM STANDARD DRAWINGS FOR PUBLIC WORKS CONSTRUCTION.

b. ALL APPLICABLE LOCAL (CITIES AND/OR COUNTY), STATE BUILDING CODES AND ORDINANCES.

65' LINEAR FOOTAGE

1 NO. OF VAULTS

GOVERNMENT APPROVAL DATE

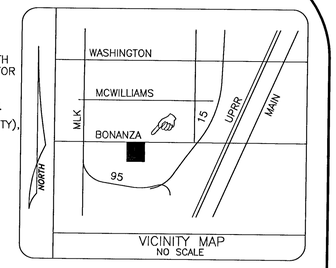

VICINITY MAP
NO SCALE

? REFERENCES DETAIL LETTER SEE ADDENDUM 1 / DETAIL SHEET

A FUTURE PEDESTAL LOCATION

B TIE TO 2" STUBS & EXTEND

C IN FUTURE SIDEWALK

NOTE

EXISTING UTILITY LOCATIONS SHOWN HEREIN ARE APPROXIMATE ONLY. IT SHALL BE THE CONTRACTOR'S RESPONSIBILITY TO DETERMINE THE EXACT VERTICAL AND HORIZONTAL LOCATION OF ALL EXISTING UNDERGROUND UTILITIES PRIOR TO COMMENCING CONSTRUCTION. NO REPRESENTATION IS MADE THAT ALL EXISTING UTILITIES ARE SHOWN HEREON. THE ENGINEER ASSUMES NO RESPONSIBILITY FOR UTILITIES NOT SHOWN OR UTILITIES NOT SHOWN IN THEIR PROPER LOCATION.

CLARK COUNTY	NDOT	UPRR
HENDERSON	BLM	SNWA
NORTH LAS VEGAS	NV PWR	LVVWD
CITY OF LAS VEGAS	EMBARQ	SW GAS
BOULDER CITY	KERN RIVER	PRIVATE PROPERTY

NOTE: All trench common W/ EMBARQ Telephone &/or Nevada Power Co. Unless noted: **"TV only trench"**

CONSTRUCTION NOTES:

1 LOCATE ALL UNDERGROUND UTILITIES BEFORE DIGGING. 1-800-227-2600
2 INSTALL PULL BOXES AT EXISTING FINISH GRADE.
3 MAINTAIN 18" MINIMUM COVER OVER DUCT IN DIRT BEHIND SIDEWALK.
MAINTAIN 24" MINIMUM COVER OVER DUCT UNDER PROPOSED SIDEWALK.
MAINTAIN 36" MINIMUM COVER OVER DUCT UNDER STREET.
4 COMPACT BACKFILL IN THE STREET TO 95% AND COMPLY TO ALL CITY OF LAS VEGAS / COUNTY STANDARDS 503 OR 504.1
5 PULL BOX – 15-3/4" x 25-1/4" x 12" OR 22-1/4" x 35-1/4" x 12"
6 CONDUIT – PVC SCH 40
7 REMOVE ONE SECTION OF SIDEWALK WHERE REQUIRED.
8 PLACE TV PEDESTAL AT LOCATION SHOWN, TV-2400, CPH-1230, 1730 OR 2000 AS NOTED.
9 REPLACE SIDEWALK AT EXISTING FINISH GRADE WHERE REQUIRED.
10 BORE UNDER ALL CROSS GUTTERS.
11 ALL LONGITUDINAL CUTS SHALL BE PER ESTABLISHED RTC GUIDELINES

Avoid cutting underground utility lines. It's costly.
Call before you Dig.
1-800-227-2600
UNDERGROUND SERVICE ALERT (USA)

LEGEND:

- R&R SLAB OR POTHOLE
- EXISTING B-24 PULL BOX (21 3/4"x23 1/4"x12")
- PROPOSED B-24 PULL BOX (21 3/4"x23 1/4"x12")
- EXISTING B-36 PULL BOX (17"x30"x24")
- PROPOSED B-36 PULL BOX (17"x30"x24")
- EXISTING T-200 CATV VAULT (30"x48"x36")
- PROPOSED T-200 CATV VAULT (30"x48"x36")
- EXISTING T-400 CATV VAULT (36"x60"x36")
- PROPOSED T-400 CATV VAULT (36"x60"x36")
- EXISTING T-600 CATV VAULT (RS-82) (36"x84"x48")
- PROPOSED T-600 CATV VAULT (RS-82) (36"x84"x48")
- PROPOSED MEDIUM LOCKBOX
- PROPOSED LARGE LOCKBOX
- EXISTING PEDESTAL
- PROPOSED PEDESTAL
- 900 PROPOSED PREWIRE BOX BN-900 TV
- 1020 PROPOSED PREWIRE BOX BN-1020 TV
- EXISTING TELCO MANHOLE
- EXISTING 3' X 5' X 4' TELCO PULL BOX
- EXISTING 2'-6" X 4' X 3' TELCO PULL BOX
- EXISTING 17" X 30" X 29-1/2" TELCO UTILITY BOX
- EXISTING 9 5/8" X 16" X 24" TELCO SERVICE BOX
- EXISTING TELCO POLE
- EXISTING POWER COMPANY POLE
- EXISTING JOINT POLE
- EXISTING JOINT POLE WITH A POWER TRANSFORMER
- EXISTING OR PROPOSED POWER TRANSFORMER
- EXISTING OR PROPOSED CATV PEDESTAL 1730
- EXISTING OR PROPOSED CATV PEDESTAL 1230
- RISER POLE/QUADRANT DETAIL
- RISER OWNERSHIP NOTED (C) CATV (T) TELCO
- PW POWER PULL BOX
- COX POWER SUPPLY (49"x24"X52")
- STUB AND CAP BEYOND IMPROVEMENT LIMITS
- EXISTING TWO INCH (2") PVC CONDUIT
- PROPOSED ONE INCH (1") PVC CONDUIT
- PROPOSED TWO INCH (2") PVC CONDUIT UNLESS NOTED OTHERWISE
- —B—B— PROPOSED BORE
- RIGHT-OF-WAY LINE
- EDGE OF PAVEMENT
- LOT/PROPERTY LINE
- —OHC— OVERHEAD CABLE
- RAILROAD
- BACK OF CURB
- INTERSECTING CENTERLINE

*OTHER ITEMS WILL BE CALLED OUT

CATV CONTACT:	LASHAY KING
PHONE:	(702) 545-1677
QA NUMBER:	929
QA NAME:	BOB MILLER
CELL #:	210-7011

10TV4861-COX

Approved for Construction

THIS APPROVAL IS FOR WORK IN CLV R/W OR CLV EASEMENTS ONLY. OBTAINING PERMISSIONS OR EASEMENTS FOR WORK SHOWN ON PRIVATE PROPERTY IS THE RESPONSIBILITY OF THE UTILITY.

APPROVAL 10/9/08 DATE

DRAFTS	DATE	BY	APPROVED	REVISED	BY	APPROVED
BASE MAP	09/24/08	AFH				
T&S LAYOUT	08/21/08	SP				

PROJECT
LV REVIEW JOURNAL RENOVATION

FILE NO. LVRWJR

SCALE 1"= 100' UNITS PRINT # 5748 SHEET 1 OF 1 QNIS #:P538345 PREFELDER: 929

COX COMMUNICATIONS

NPC Proj. ID: 189063 EMBARQ Proj. ID: Node Number: RP053

CLV Permit # 30422 LAS VEGAS REVIEW JOURNAL NORTH LAS VEGAS BUILDING RENOVATION

CLV Drawing# OCT 0 8 2008

T:\Network_Development\CAD\BASEMAPS\LVRWJR.dwg, 10/2/2008 1:37:23 PM