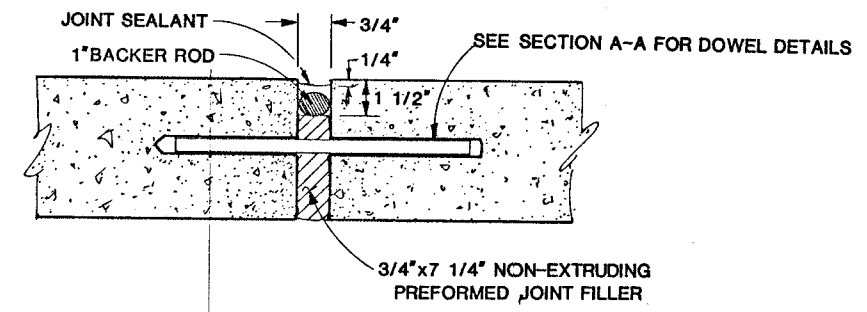


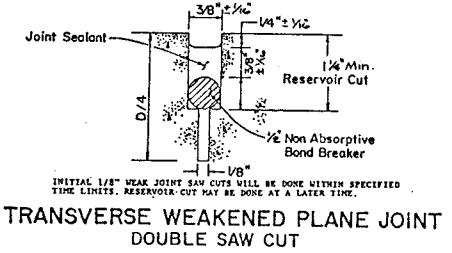
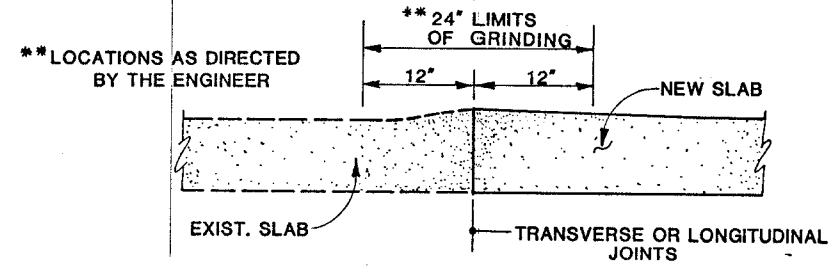
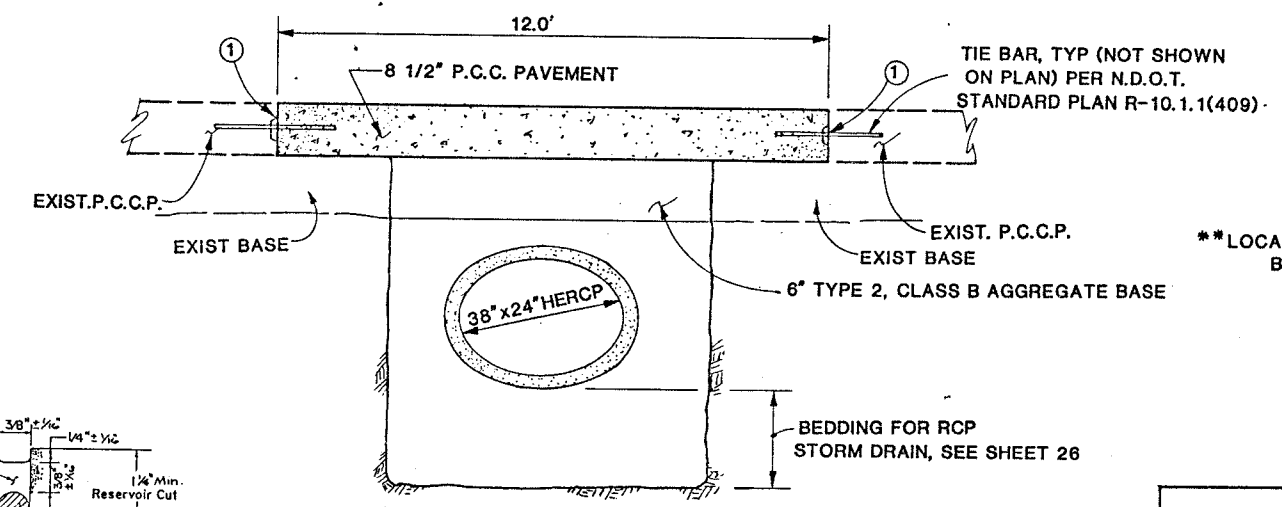
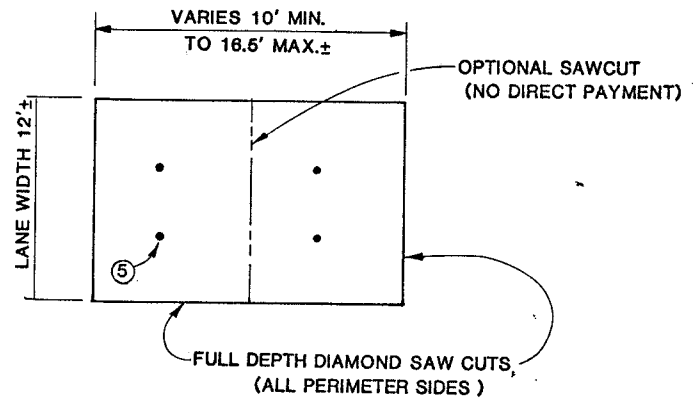
- LEGEND**
- SEE DETAIL "A"
 - LCJ - LONGITUDINAL CONTACT JOINT
 - NOTE: TRANSVERSE JOINTS TO ALIGN WITH EXISTING JOINTS
- NOTES:**
- FULL DEPTH DIAMOND SAW CUTS EACH PERIMETER SIDE AT EXISTING JOINT.
 - SAW AND SEAL ALL JOINTS PER R-10.1.1 (PAID AS TRANSVERSE WEAKENED PLANE JOINT).
 - MULTIPLE PRESET DRILL HEADS MOUNTED ON RIGID FRAME WITH PNEUMATIC OR HYDRAULIC DRILL RIG PREFERRED.
 - SLAB REMOVALS (SEE STRUCTURE LIST).
 - DRILLED LIFT-OUT HOLES (NUMBER, SIZE & SPACING DETERMINED BY CONTRACTOR).
 - SEE SHEET SD-5 FOR STORM DRAIN PLAN AND PROFILE DETAILS.

PLAN

JOINED CONCRETE PAVEMENT REPLACEMENT DETAIL



**SECTION B-B
EXPANSION JOINT**



REVISIONS	
1	Add W/PJ detail 8-16-90

SCA CONSULTING ENGINEERS
RENO, SPARKS, NEVADA
LAS VEGAS, NEVADA
PHOENIX, ARIZONA

GUY A. SHARP
REGISTERED PROFESSIONAL ENGINEER
CIVIL
1979
8932

JOB NO. 990-02-2
DESIGNED G.S.
DRAWN C.H.W.
CHECKED J.C.A.
DATE 3-30-90

STATE OF NEVADA
DEPARTMENT OF TRANSPORTATION

10753989

**P.C.C. PAVEMENT
REPLACEMENT DETAILS**

66930