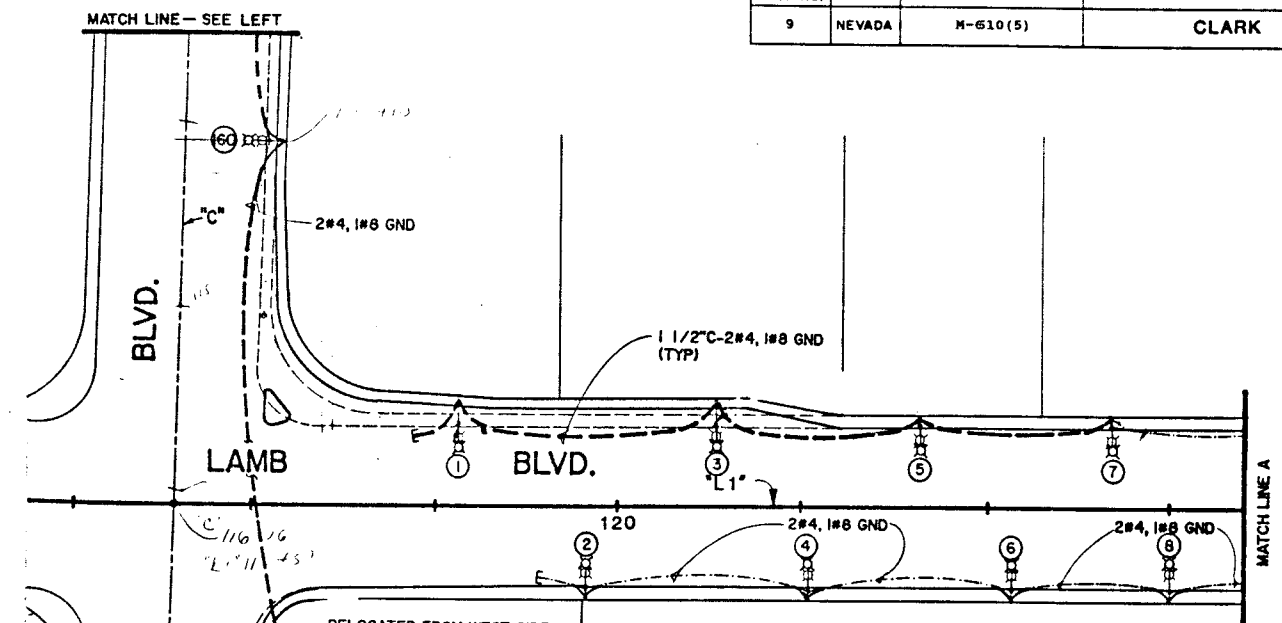
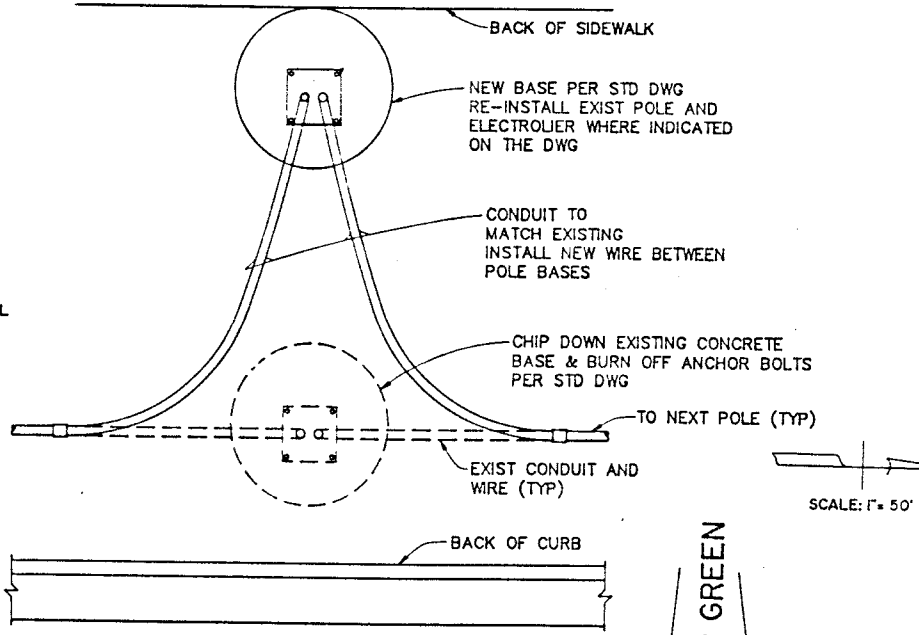


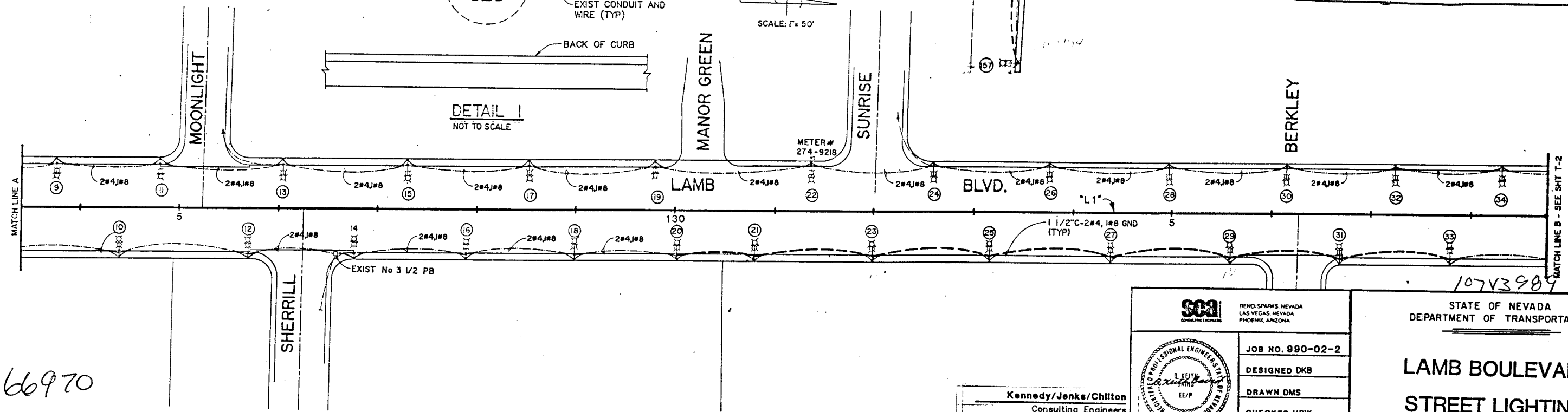
- CONDUIT AND PULL BOX NOTES**
- ALL CONDUIT SHALL BE 1/2" SCHEDULE 40 PVC UNLESS SHOWN OTHERWISE.
 - ALL PULL BOXES SHALL BE No. 3-1/2.
- HIGHWAY LIGHTING NOTES**
- ALL NEW POLES SHALL BE TYPE 7 WITHOUT SAFETY BASES AND WITH 12' LUMINAIRE ARMS.
 - ALL LUMINAIRES SHALL BE 250 WATT, 240 VOLT, H.P.S. SET FOR TYPE I.E.S. III MEDIUM SEMI-CUTOFF.
 - 2 CONDUCTOR #10 CABLE RATED U.F. SHALL BE INSTALLED BETWEEN BASE OF POLE AND LUMINAIRE WITH A #8 GROUND WIRE TERMINATING AT THE BASE OF THE POLE.
 - ALL POWER METERS TO REMAIN AS IS.

- NOTES:**
- ALL NUMBERED ELECTROLIERS SEE SHEET T-5 FOR CIRCUIT SCHEDULE AND ELECTROLIER SCHEDULE.
 - WHERE EVER PRACTICAL INSTALL NEW CONDUIT UNDER THE SIDEWALK. WHERE NEW CONDUIT IS REQUIRED AND EXISTING SIDEWALKS TO REMAIN IN PLACE, INSTALL NEW CONDUIT UNDER ROADWAY PAVEMENT.
 - ALL NEW POLE BASES TO BE LOCATED AT BACK EDGE OF SIDEWALK.
 - SEE SHEET T-5 FOR TYPICAL POLE BASE WIRING DIAGRAM.



- LEGEND**
- EXISTING CONDUIT
 - - - NEW CONDUIT AND WIRE
 - ⊗ EXISTING ELECTROLIER
 - ⊗ NEW ELECTROLIER
 - ⊕ EXISTING POWER METER
 - POWER POLE
 - - - EXISTING CURB AND GUTTER
 - CONDUIT ONLY

*Remove and Reset Poles
7, 9, 11, 13, 15, 17, 19, 22, 24, 26, 28, 30, 32, 34, 36, 38 and 40
were Deleted from Plans.
Underground Utilities were
in the way for the Resetting
of the Poles
Directed by the Resident Engineer
with City Concurrence.*



66970

SCS
RENO-SPAKES, NEVADA
LAS VEGAS, NEVADA
PHOENIX, ARIZONA

PROFESSIONAL ENGINEER
D. KENNEDY
EE/P
No. 08308
12-18-87

Kennedy/Jenks/Chilton
Consulting Engineers
3233 West Charleston Boulevard, Suite 110
Las Vegas, Nevada 89102
702-870-7502

STATE OF NEVADA
DEPARTMENT OF TRANSPORTATION

107V3989

**LAMB BOULEVARD
STREET LIGHTING**

JOB NO. 990-02-2
DESIGNED DKB
DRAWN DMS
CHECKED HDW
DATE 12/13/89

STREET LIGHTS #1 T-1