FIRE HYDRANT INSTALLATION

FIRE HYDRANT(S) TO BE INSTALLED IN ACCORDANCE WITH U.D.A.C.S. STANDARD PLATE 7.

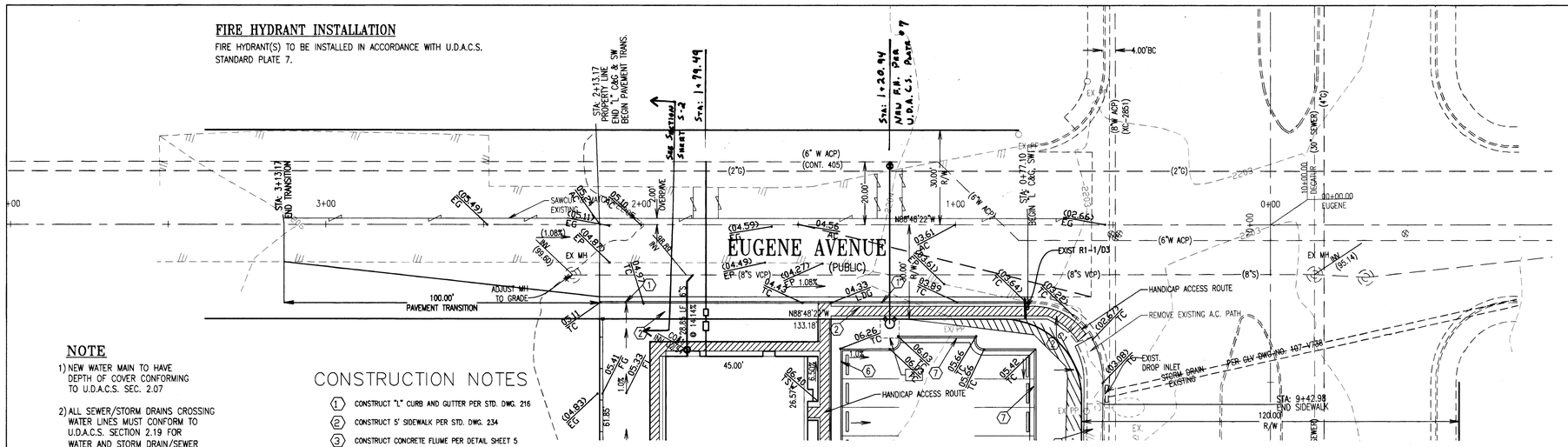

NOTE

1) NEW WATER MAIN TO HAVE DEPTH OF COVER CONFORMING TO U.D.A.C.S. SEC. 2.07

2) ALL SEWER/STORM DRAINS CROSSING WATER LINES MUST CONFORM TO U.D.A.C.S. SECTION 2.19 FOR WATER AND STORM DRAIN/SEWER CROSSINGS AND CLEARINGS.

3) THIS PROPERTY MAY HAVE STATIC WATER PRESSURE IN EXCESS OF 80 P.S.I. THE UNIFORM PLUMBING CODE REQUIRES THAT INDIVIDUAL, ONSITE (PRIVATE) PRESSURE REDUCING VALVES BE INSTALLED WHENEVER THE PRESSURE EXCEEDS 80 P.S.I. PRV'S ARE THE DEVELOPERS RESPONSIBILITY AND WILL NOT BE INSPECTED OR INCLUDED IN THE ACCEPTANCE OF L.V.V.W.D. FACILITIES.

CONSTRUCTION NOTES

1. CONSTRUCT "L" CURB AND GUTTER PER STD. DWG. 216
2. CONSTRUCT 5' SIDEWALK PER STD. DWG. 234
3. CONSTRUCT CONCRETE FLUME PER DETAIL SHEET 5
4. CONSTRUCT HANDICAP RAMP PER STD. DWG. 235, CASE I
5. CONSTRUCT 8' VALLEY GUTTER PER STD. DWG. 228
6. CONSTRUCT "A" CURB PER STD DWG. 219
7. CONSTRUCT "L" CURB PER STD DWG. 219

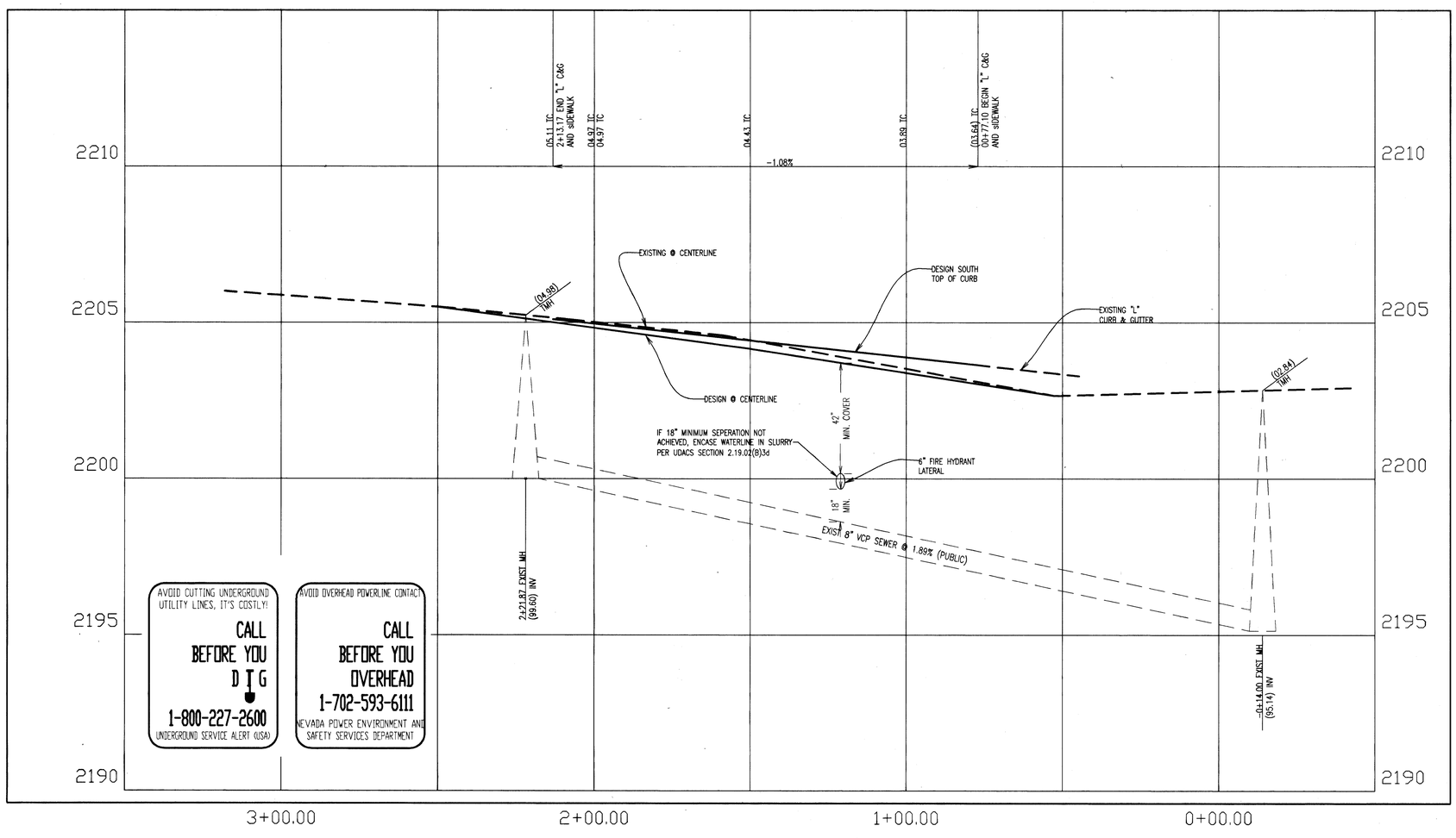

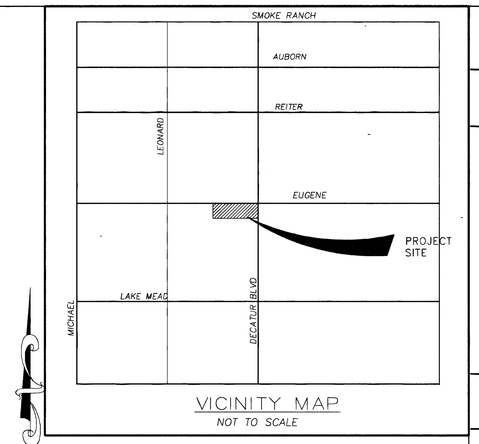

VICINITY MAP
NOT TO SCALE

VERT. SCALE: 1" = 20'
HORZ. SCALE: 1" = 2'

BASIS OF BEARING
SOUTH 01°10'48" WEST
BEING THE CENTERLINE OF DECATUR BLVD AS SHOWN ON MAP RECORDED IN BOOK 6 OF PLATS, PAGE 11, CLARK COUNTY NEVADA RECORDS

BENCHMARK
CITY OF LAS VEGAS BENCHMARK #
CLV 01 – 19NWW6. A RIVET AND PLATE LOCATED IN THE TOP OF CURB AT THE NE CORNER OF EUGENE AND DECATUR BLVD.

ELEVATION:

671.355 METERS (NAVD 88)
2202.61 FEET (NAVD 88)

LEGEND

EXISTING		PROPOSED
	CENTERLINE	
	PROPERTY LINE	
	EDGE OF PAVEMENT	
1234	CONTOUR W/ ELEVATION	1234
	CURB & GUTTER	
(12.64) TC	GRADES	12.64 TC
[12.64] TC	GRADES (BY OTHER)	
	SANITARY SEWER MANHOLE	
	STORM DRAIN MH	
	STREET LIGHT	
	WATER VALVE	
	POWER POLE	
	WALL, TYPE AS NOTED	
	NEW AC	

APPROVED

K Smith 2/19/04
CITY OF LAS VEGAS FIRE DEPARTMENT DATE

LAS VEGAS VALLEY WATER DISTRICT DATE

CONSTRUCTION NOTE:

ALL EXISTING UTILITY STRUCTURES WITHIN CONSTRUCTION AREA SHALL BE ADJUSTED TO MATCH FINISH GRADE (I.E. WV, BOX, WMH, ANNODE BOX, FH, TEL BOX, ETC.

NOTE:

ALL DIMENSIONS TO UTILITIES ARE TO CENTERLINE OF PIPE UNLESS INDICATED OTHERWISE

CONTRACTOR SHALL VERIFY HORIZONTAL AND VERTICAL ALIGNMENT OF EXISTING UTILITIES AND TO NOTIFY THE DESIGN ENGINEER IMMEDIATELY ON ANY DISCREPANCIES PRIOR TO CONSTRUCTION.

REV.	DATE	DESCRIPTION	DATE	APPROVAL

JPL ENGINEERING INC.
8620 SOUTH EASTERN AVE, SUITE 8
LAS VEGAS, NV 89123
Phone (702) 896-6269 • Fax (702) 896-0647

KAMRAN RETAIL

PLAN AND PROFILE
EUGENE AVENUE
05 FEB 04

PROFESSIONAL ENGINEER - STATE OF NEVADA
JAMES P. LOPEZ
Exp. 12/31/04
CIVIL
No. 14975
2/17/04

JOB # J03011

SHEET NO.:
S1-1

7 OF 10 SHEETS

CLV DWG# 107V3966

66291