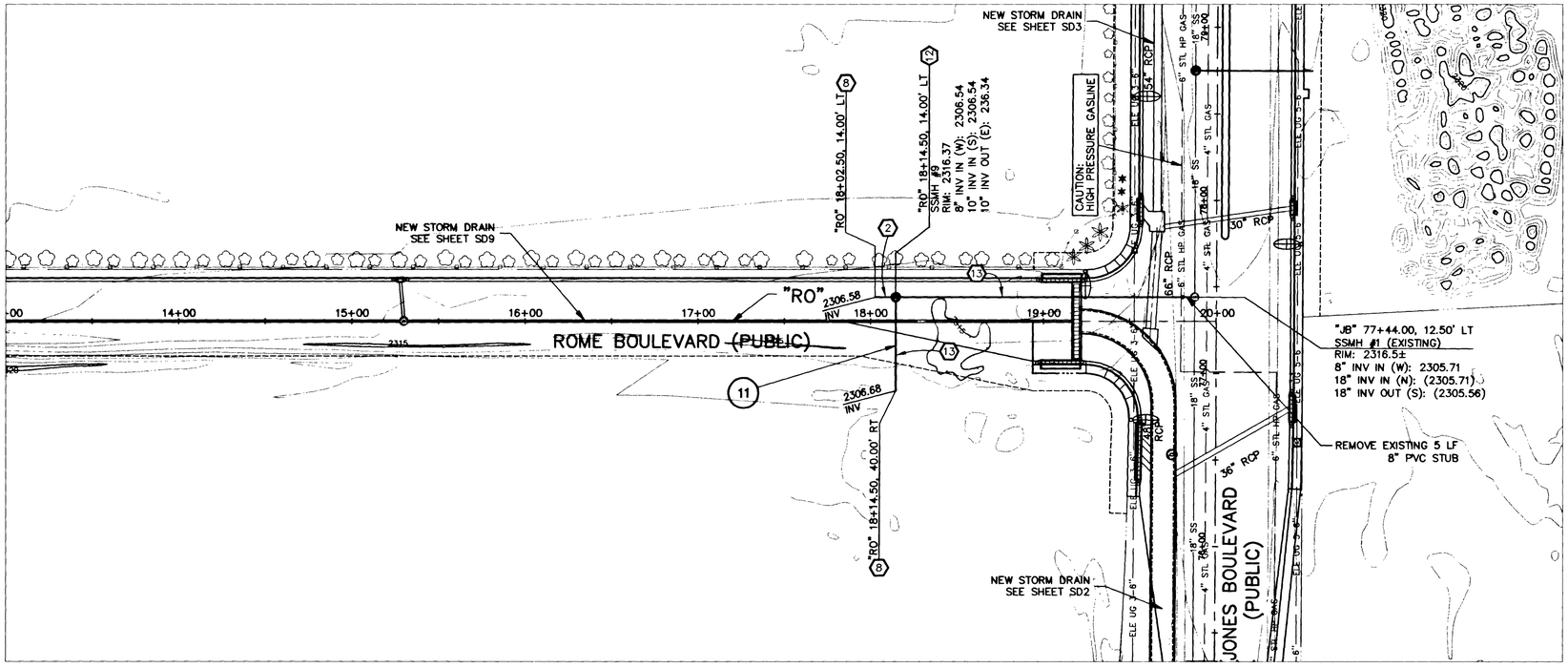

UTILITY NOTES

1. CONSTRUCT 60-INCH TYPE I SANITARY SEWER MANHOLE
2. CONSTRUCT 8" PVC SEWER
3. CONSTRUCT 18" PVC SEWER
4. CONSTRUCT 6" PVC SEWER LATERAL
5. CONSTRUCT 8" PVC SEWER LATERAL
6. CONSTRUCT 8" WATER LATERAL
7. CONSTRUCT 12" WATERLINE
8. PROVIDE PIPE CAP AND LATERAL MARKER
9. PROVIDE CAP AND BLOW-OFF
10. REMOVE CAP AND CONNECT TO EXISTING STUB
11. RELOCATE 6" FIRE HYDRANT LATERAL
12. CONSTRUCT 48-INCH TYPE I SANITARY SEWER MANHOLE
13. CONSTRUCT 10" PVC SEWER

CCSD & UDACS STANDARD DRAWING REFERENCE SHOWN ON SHEET G3

(#) INDICATES PROFILE NUMBER SEE SHEET U6-U8

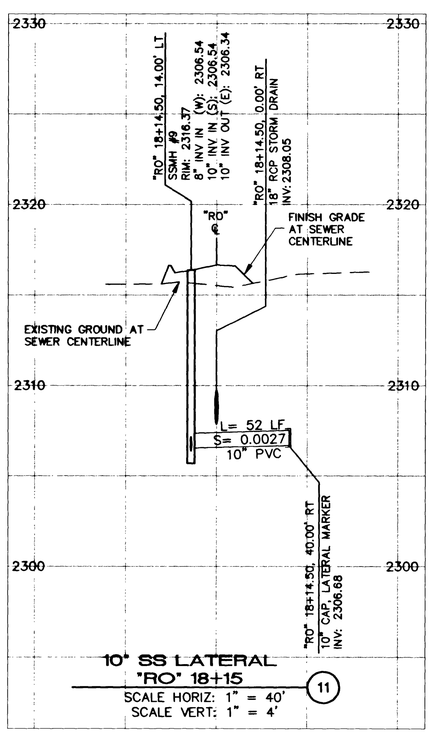

10" SS LATERAL "RO" 18+15 (11)

SCALE HORIZ: 1" = 40'
SCALE VERT: 1" = 4'

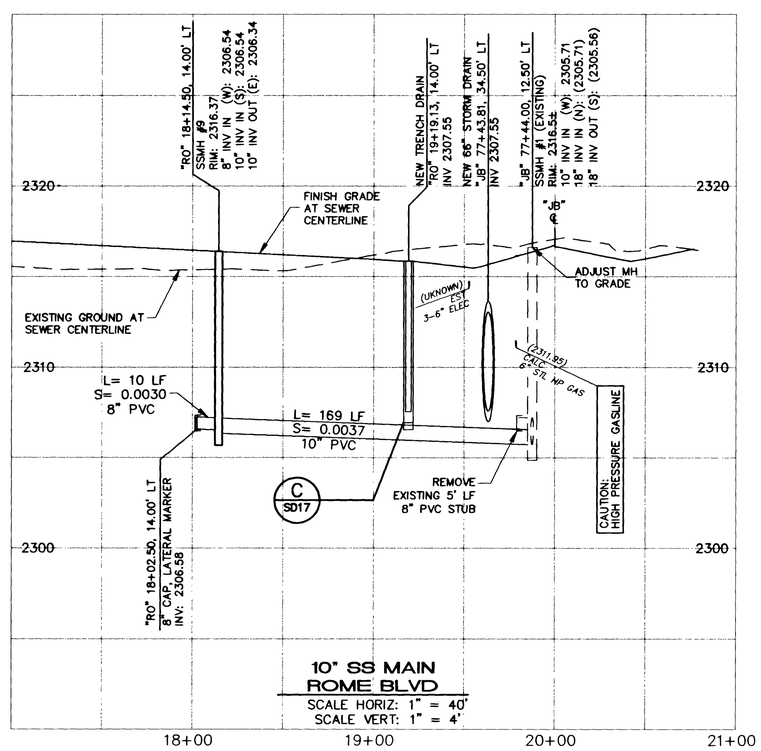

10" SS MAIN ROME BLVD

SCALE HORIZ: 1" = 40'
SCALE VERT: 1" = 4'

SCALE 40 0 40 80 FEET

Avoid cutting underground utility lines. It's costly.
Call before you Dig
1-800-227-2600
UNDERGROUND SERVICE (USA)

AVOID HITTING OVERHEAD POWER LINES. IT'S COSTLY!
CALL BEFORE YOU DO OVERHEAD
1-702-593-6111

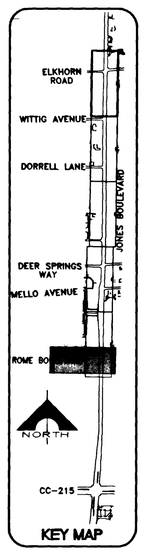

KEY MAP

REV	DATE	BY	REVISION

DEPARTMENT OF PUBLIC WORKS
400 EAST STEWART
LAS VEGAS NEVADA, NV 89101
(702) 229-6276

G.C. WALLACE, INC.
Engineers/Planners/Surveyors
1555 SOUTH RAINBOW BLVD./LAS VEGAS, NEVADA 89146
TELEPHONE: (702) 804-2000 • FAX: (702) 804-2299

SHEET: UTILITY PLAN AND PROFILE "RO"13+00.00 TO "RO" 22+00.00

TITLE: JONES BOULEVARD BELTWAY TO ELKHORN ROAD

DRAWN BY: DPH
DESIGNED BY: BGR
CHECKED BY: TAM
PROJECT NO: 412.414
SCALE: HOR 1"=40' VERT 1"=4'

PROFESSIONAL ENGINEER BRADFORD G. ROCKWELL Exp. 12/31/2003 CIVIL No. 14253 STATE OF NEVADA
11-07-03

SHEET U5
57 OF 74 SHEETS

DRAWING NO. 107-V3677

61745