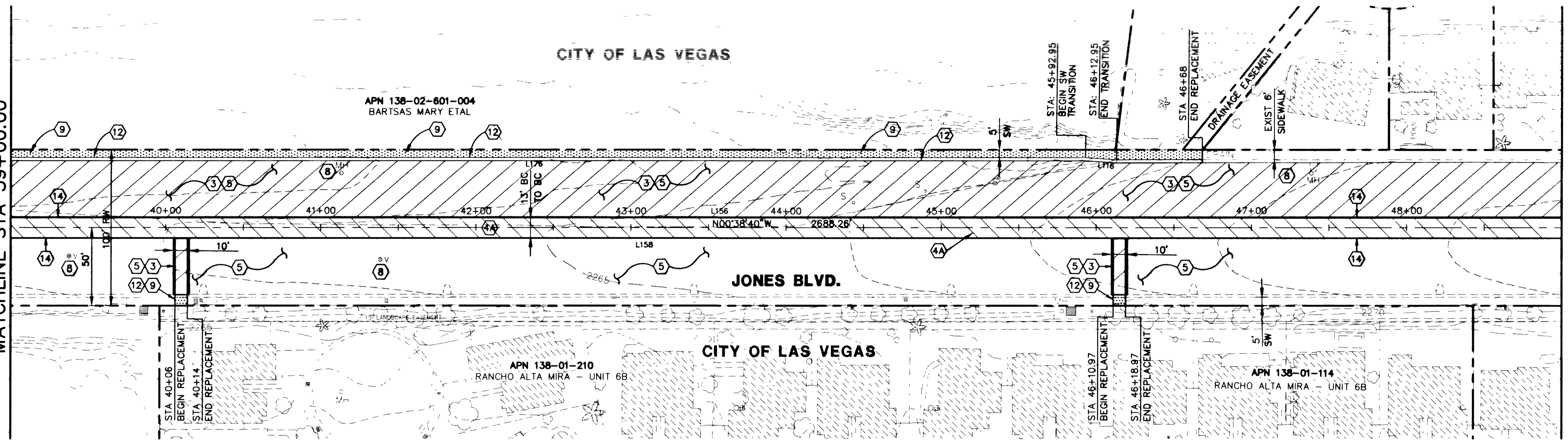


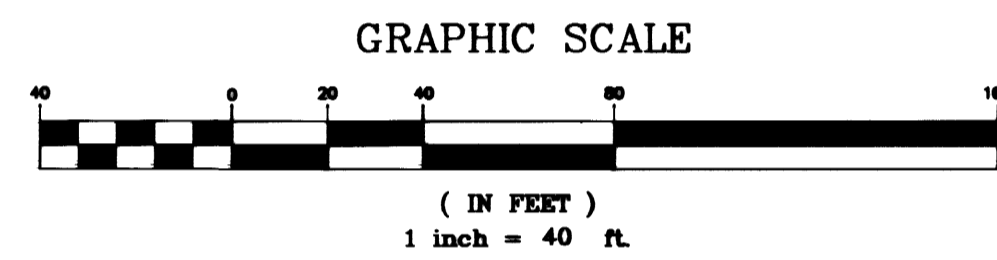
SEE SHEET C-3
MATCHLINE STA 39+00.00



CONSTRUCTION KEYNOTES

- ③ CONSTRUCT 6" PBS OVER 15" TYPE II PER SECTION (MD-1)
- ④ CONSTRUCT 2" PBS OVER 4" TYPE II PER SECTION (MD-1)
- ⑤ CONSTRUCT 3/4" OPEN GRADE
- ⑧ ADJUST TO GRADE PER USD NO. 408 (MANHOLES), UDACS STD PLATE #8 (VALVES), UDACS STD PLATE #1 B OR D (METER BOX)
- ⑨ CONSTRUCT SIDEWALK PER USD NO. 234
- ⑫ CONSTRUCT "L" TYPE CURB & GUTTER PER USD NO. 216
- ⑭ CONSTRUCT TACK ON ISLAND CURB PER USD NO. 220 (ELIMINATE NO. 4 BARS & USE EPOXY GLUE TO SECURE)

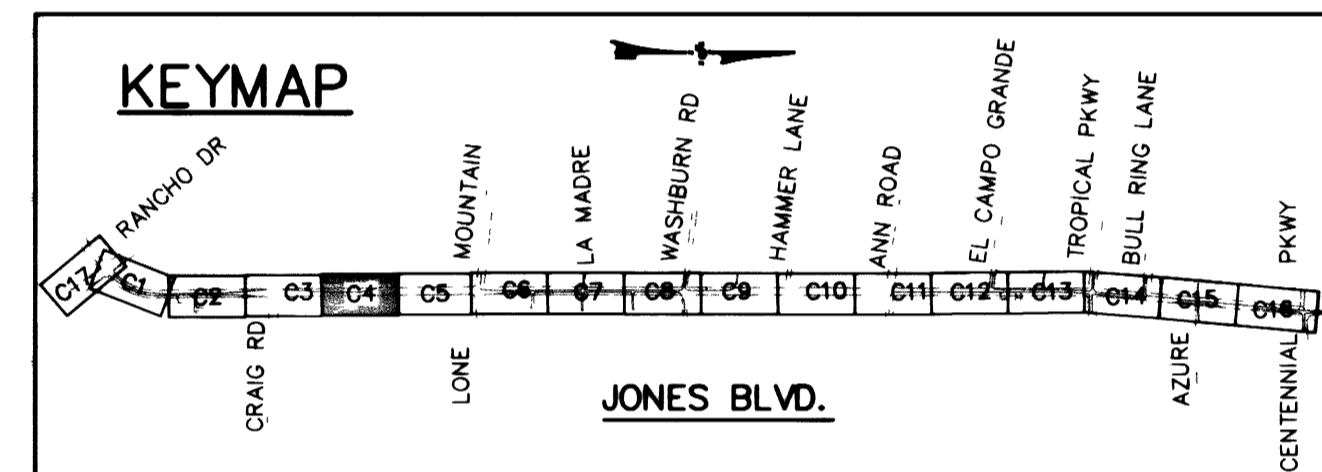
PLAN - JONES BOULEVARD



NOTE:
* FOR RAISED MEDIAN REVERSE CURVES
SEE DETAIL 12 SHEET MD-1 FOR EXPANSION
JOINT INSTALLATION.

LINE	LENGTH	BEARING
L116	20.07'	N03°37'45"E
L156	1409.81'	N00°38'40"W
L158	1411.30'	N00°38'40"W
L176	714.25'	N00°38'40"W

KEYMAP



APPROVED FOR CONSTRUCTION ESN.018

James C. Dyer
LAS VEGAS VALLEY WATER DISTRICT
DATE 4-14-00

