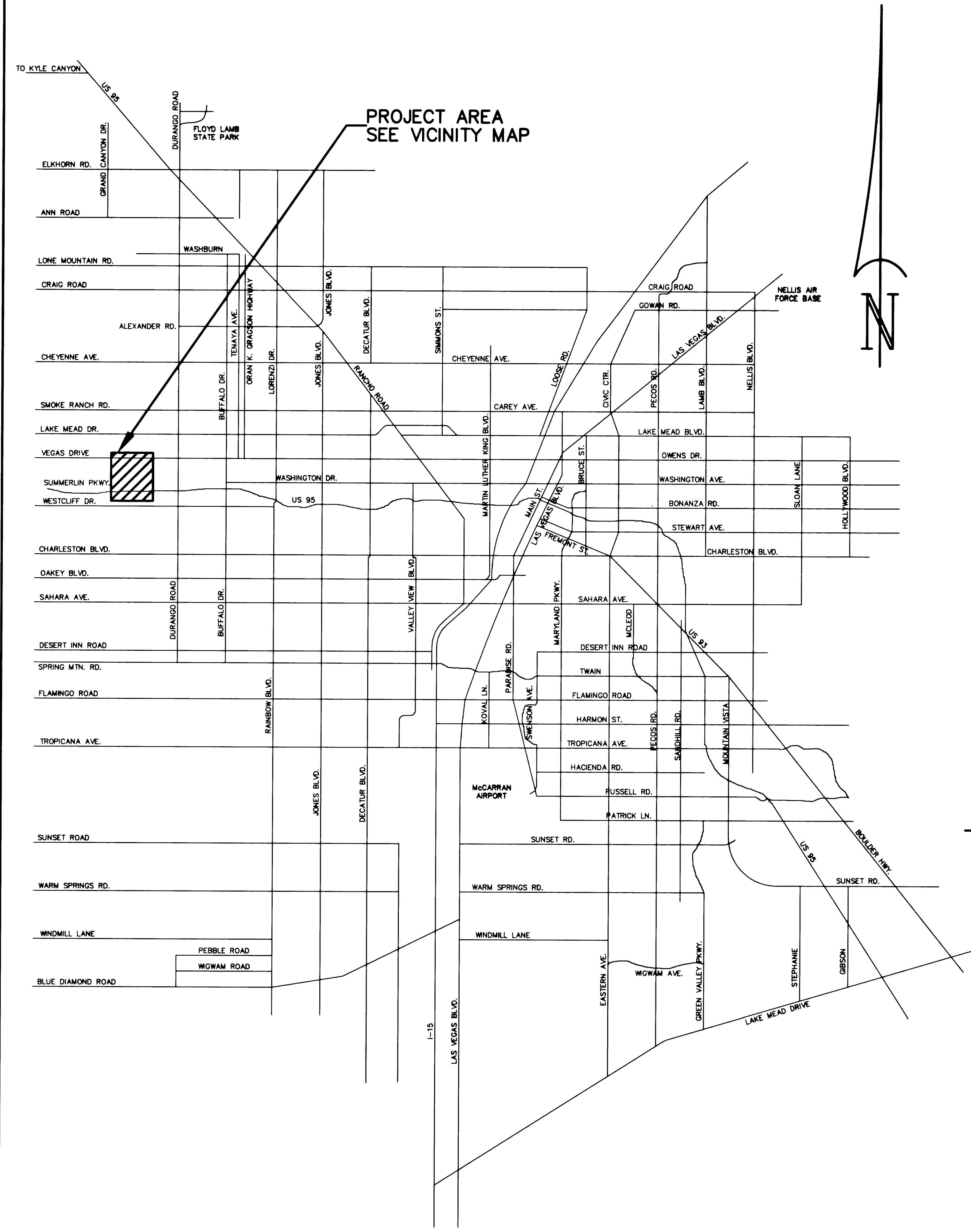


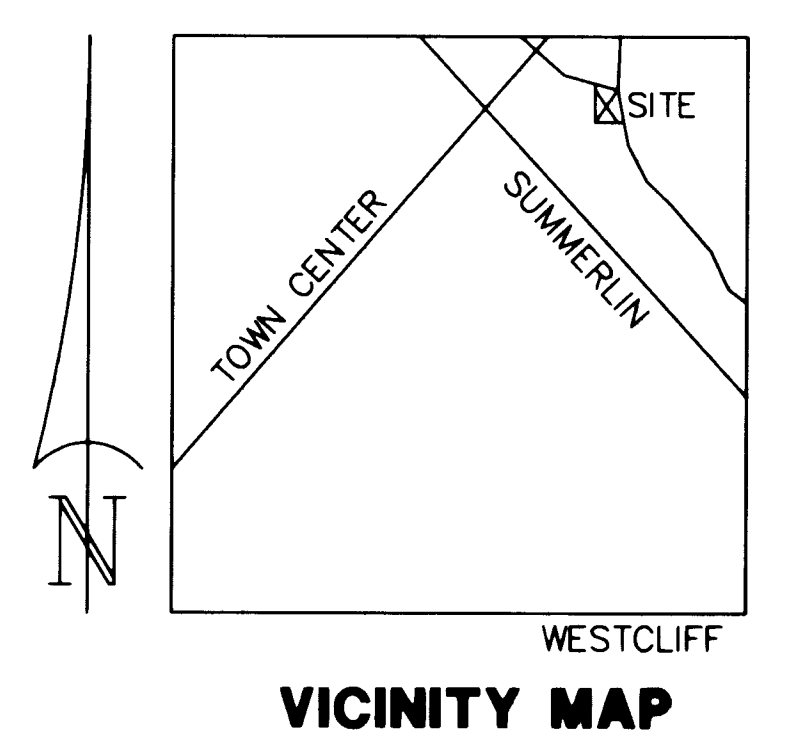
**LAS VEGAS VALLEY WATER DISTRICT STANDARD NOTES**

- 1) NO WORK SHALL BEGIN UNTIL THE WATER PLANS HAVE BEEN RELEASED FOR CONSTRUCTION BY THE LVVWD. FOLLOWING WATER PLAN APPROVAL, 48 HOUR NOTICE SHALL BE GIVEN TO THE LVVWD COMMUNICATION SUPPORT CENTER (258-7171) PRIOR TO THE START OF CONSTRUCTION. NOTICE MUST BE GIVEN BY 2:00 P.M. THE BUSINESS DAY PRIOR TO A LVVWD INSPECTION.
- 2) ALL WORK SHALL CONFORM TO LVVWD'S STANDARD PLATES, DRAWINGS, AND SPECIFICATIONS AND TO THE UNIFORM DESIGN AND CONSTRUCTION STANDARDS FOR WATER DISTRIBUTION SYSTEMS (UDACS), LATEST EDITION.
- 3) ALL WORK, EXCEPT AS MODIFIED BY THESE PLANS OR BY NOTE 2, SHALL BE DONE IN ACCORDANCE WITH THE MOST CURRENT DRAFT OR EDITION OF THE UNIFORM STANDARD SPECIFICATIONS FOR PUBLIC WORKS CONSTRUCTION OFFSITE IMPROVEMENT, CLARK COUNTY AREA.
- 4) A SINGLE PIPE MATERIAL SHALL BE USED THROUGHOUT THE PROJECT UNLESS OTHERWISE APPROVED BY THE LVVWD.
- 5) ALL SERVICE LATERALS TWO (2) INCHES IN DIAMETER AND SMALLER SHALL BE COPPER TUBING WITH LVVWD APPROVED SERVICE SADDLES.
- 6) ALL WATER METER BOXES SHALL BE LOCATED OUTSIDE OF DRIVEWAY AREAS.
- 7) ALL VALVES SHALL BE LOCATED OUTSIDE OF DRIVEWAYS, VALLEY AND CURB GUTTERS.
- 8) THE FOLLOWING REQUIREMENTS MUST BE MET IN THE EVENT A WATER LINE AND SANITARY OR STORM SEWER LINE CROSS:
  - A. A MINIMUM EIGHTEEN (18) INCH VERTICAL SEPARATION (OUTSIDE TO OUTSIDE) MUST BE MAINTAINED WHEN THE WATER LINE IS INSTALLED OVER THE SANITARY OR STORM SEWER LINE. IF THE VERTICAL SEPARATION CANNOT BE MAINTAINED OR THE WATER LINE MUST BE PLACED UNDER THE SANITARY OR STORM SEWER LINE, THE SANITARY OR STORM SEWER LINE MUST BE CONSTRUCTED WITH ONE OF THE FOLLOWING OR, AS SHOWN ON THESE PLANS:
    - A. POTABLE WATER SUPPLY QUALITY MATERIAL,
    - B. ENCASEMENT, WITH FOUR (4) INCH CONCRETE (MINIMUM)
    - C. SLEEVING WITH POTABLE WATER SUPPLY QUALITY PIPE.
- 9) EACH PROVISION MUST EXTEND ALONG THE SANITARY OR STORM SEWER, ON EITHER SIDE OF THE MAIN, A MINIMUM 10 FOOT DISTANCE PERPENDICULAR TO THE WATER MAIN EXTERIOR.
- 9) WARNING TAPE SHALL BE REQUIRED OVER ALL MAINS, ALL SIX (6) INCH DIAMETER AND LARGER SERVICE LATERALS, AND ANY SERVICE LATERAL NOT INSTALLED PERPENDICULAR TO THE MAIN IN ACCORDANCE WITH STANDARD PLATE NO. 27.
- 10) ALL WATER FACILITIES SHALL BE FILLED, DISINFECTED, PRESSURE TESTED, FLUSHED, FILLED AND AN ACCEPTABLE WATER SAMPLE OBTAINED, PRIOR TO CONNECTION TO THE LVVWD'S DISTRIBUTION SYSTEM.
- 11) THE CONTRACTOR MUST OBTAIN ALL METERS TWO (2) INCHES AND SMALLER FROM LVVWD CENTRAL STORES. TELEPHONE 258-3152 FORTY-EIGHT (48) HOURS PRIOR TO PICKUP.
- 12) CONSTRUCTION MAY INTERRUPT SERVICE, WITH LVVWD APPROVAL AND PROPER NOTIFICATION, BETWEEN THE HOURS OF 10 PM AND 6 AM, SUNDAY THROUGH THURSDAY. CIRCUMSTANCES MAY REQUIRE TEMPORARY SERVICE FEEDS BE INSTALLED, WITHOUT LVVWD REIMBURSEMENT. ANY TEMPORARY SERVICE FEED MUST HAVE PRIOR LVVWD APPROVAL.
- 13) ALL WATER FACILITY CONSTRUCTION MATERIALS USED MUST BE AS LISTED ON THE LVVWD'S PRE-APPROVED MATERIALS AND MANUFACTURERS LISTING FOR NEW FACILITIES, LATEST REVISION, OR SPECIFICALLY APPROVED ON THESE PLANS.

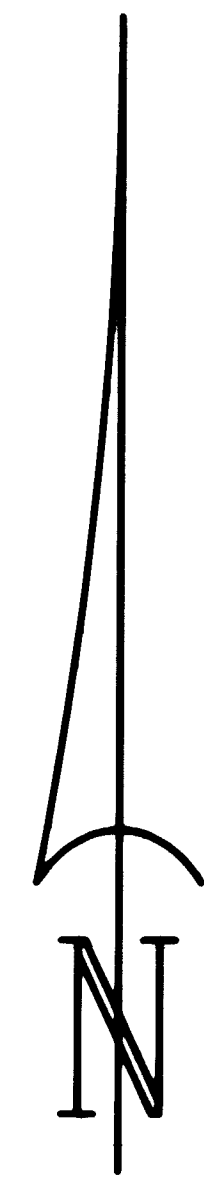
REV. 08-08-99



PROJECT AREA  
SEE VICINITY MAP




VICINITY MAP



**SHEET INDEX**

SHEET #	DESCRIPTION
1	COVER SHEET
2	VICINITY MAP
3	GENERAL NOTES
4	TOPOGRAPHIC NOTES
5	TOPOGRAPHY
6	DEMOLITION PLAN
7	GRADING PLAN



NO.	DATE	REVISION

**DUNNAM CIVIL ENGINEERS**  
 3401 WEST COLORADO ROAD  
 SUITE 101  
 LAS VEGAS, NV 89108  
 702 798-0088  
 702 367-9465 FAX

**LAS VEGAS DENTAL INSTITUTE**  
 VICINITY MAP

SHEET  
**2**  
 OF SEVEN

CLV DRAWING #

32588

LV101C2  
 PLOT SCALE: 1" = 1'

107-V 2878-2

\\wesco\p\dunnam\_pro\LV101C2.dwg 04/27/2001 11:26:50 AM P01